



COVID-19 Weekly Summary

8 WEEK TRENDS as of 05/27/25

COVID-19 CASE RATE

The 7-day average rate of new confirmed COVID-19 cases among City of Detroit residents is 4.2 daily cases per million people as of 05/23/25. This has decreased compared to the previous report, when it was reported as 5.4 cases per million people.

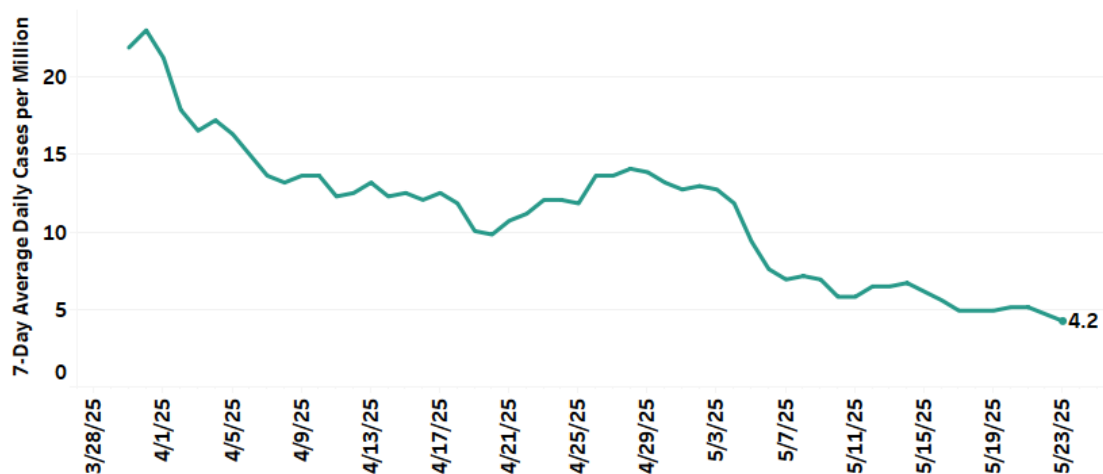


Figure 1: COVID-19 confirmed (daily/1,000,000) cases

Data as of 05/27/2025 from [MDSS](#)

COVID-19 EMERGENCY DEPARTMENT DIAGNOSES

There are 0.1% of Emergency Department visits in Detroit with diagnosed COVID-19 as of 05/25/2025.

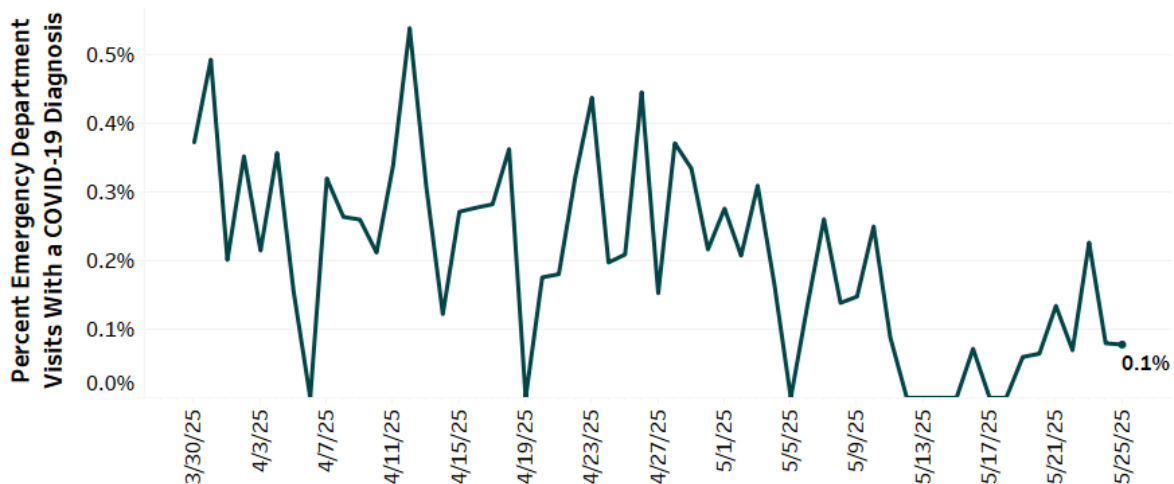


Figure 2: Syndromic Surveillance COVID-19 Diagnoses

Data as of 05/27/2025 from [MSSS](#)

Detroit Health Department COVID-19 Weekly Summary

COVID-19 INPATIENT BEDS

There are currently 10 COVID-19 occupied inpatient beds and 1 COVID-19 occupied ICU beds recorded in the city of Detroit.

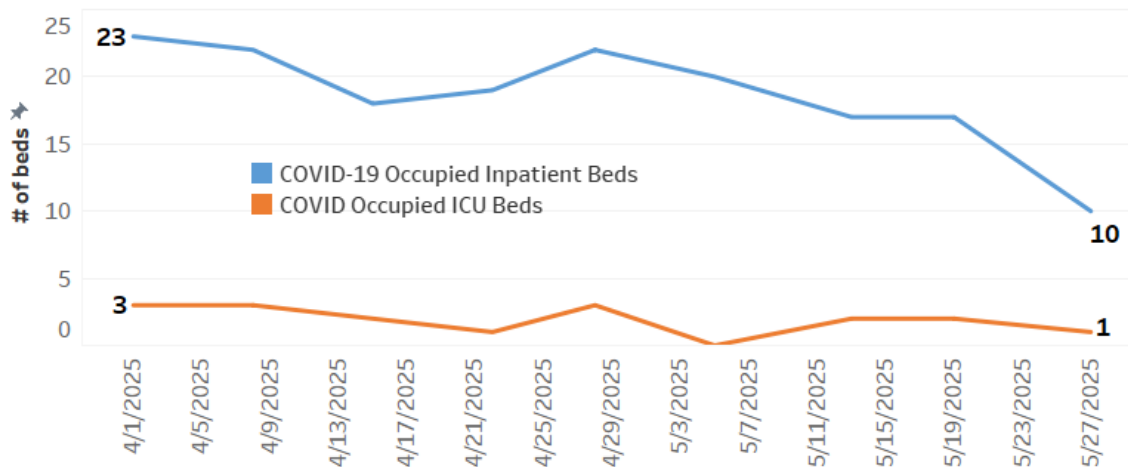


Figure 3: COVID-19 hospital occupancy

Data as of 05/27/2025 from [EMResource](#)

Wastewater monitoring data has been removed from this report due to lack of recent data collection. Wastewater data will continue to be excluded from this report moving forward unless collection is resumed. Please see previous reports for last available data, or visit <http://www.ramlabwsu.org/public-data-page.html>.