

# CITY OF DETROIT



## 2023 CONSOLIDATED ANNUAL PERFORMANCE & EVALUATION REPORT (CAPER)

Mike Duggan, Mayor



# **2023 CONSOLIDATED ANNUAL PERFORMANCE AND EVALUATION REPORT (CAPER)**

**Julie Schneider, Director  
Housing and Revitalization Department  
Coleman A. Young Municipal Center  
2 Woodward Avenue, Suite 908  
Detroit, MI 48226**

**Mayor, Mike Duggan**

**THIS DOCUMENT CAN BE PROVIDED IN ALTERNATIVE FORMAT & TEXT IF REQUESTED**

## **CR-05 - Goals and Outcomes**

**Progress the jurisdiction has made in carrying out its strategic plan and its action plan.**

### **91.520(a)**

The City of Detroit continues to progress towards carrying out its portion of the 4<sup>th</sup> year of the 5-year Consolidated Plan strategy and is implementing action plan projects that support it. In the spring of 2021, The American Rescue Plan Act (ARPA) appropriated \$5 billion to help communities provide housing, shelter, and services for people experience homelessness. The City's allocation for the HOME Investment Partnerships Program -American Rescue Plan (HOME-ARP) was \$26,583,684. The allocation will address homeless assistance needs by creating affordable housing or non-congregate shelter units and providing tenant-based rental assistance or supportive services. Also from the ARPA funding, the City received \$45 million (\$15 million from the ARPA State allocation) for the Renew Detroit Essential Home Repair Program, a 2-phase home repair program for senior and disabled homeowners.

Congress signed into law in response to the economic fallout of the COVID-19 pandemic, the Coronavirus Aid, Relief, and Economic Security Act, also known as the CARES ACT funds. The City received multiple tranches of funding from the CARES ACT funds for the Community Development Block Grant (CDBG), Emergency Solutions Grant (ESG) and Housing Opportunities for Persons With Aids (HOPWA). The City was able to use these funds mostly for the Homeless, setting up new homeless shelters, Homeless Prevention strategies and provide affordable housing units due to cost overruns and other impediments cause by the pandemic (see accomplishments in the attachment labeled "CDBG-CV1 Other Accomplishments). Also, the City was awarded \$95,228,000 in CDBG Disaster Recovery funding. The Disaster Recovery fund assists with some of the clean-up efforts and rebuilding the City's infrastructure from the results of the '21 June flooding.

The City will continue to extend housing affordability with existing HOME developers and borrowers. Some of these projects were nearing the end of their respective affordability periods and are no longer able to keep pace with increasing overhead costs to make required repairs. Through efforts of a new Affordable Housing Strategy Plan, the City of Detroit will play a key role in its ability to retain existing residents, attract new residents, and preserve affordable housing in City's new affordable housing strategy plan.

The City continues to implement its major housing rehabilitation programs throughout the city using a loan program and grants to stabilize neighborhoods including in its renewed Neighborhood Revitalization Strategy Areas (NRSA).

Throughout the year, initiatives such as the auction of publicly owned residential properties, the sale of vacant lots and the complete rehabilitation of full apartment buildings.

In partnership with the Detroit Economic Development Corporation, the City's Economic business development will continue efforts in supporting businesses through the Motor City Match/Restore program through the City's general fund. The program has celebrated over eight years of help for new or expanding Detroit neighborhood businesses, leveraging over \$50 million in total new neighborhood business investments including nearly \$3.5 million in our Neighborhood Revitalization Stabilization Areas (NRSA). In all, over 2,000 entrepreneurs have received some form of assistance and over 80% are minority owned, 71% are women-owned businesses.

Under the Grow Detroit's Young Talent (GDYT), Detroit Employment Solutions Corporation (DESC) has leveraged over \$7.7 million in funding and provided over 8,000 youth job placement and training services. This program will continue to help our youth with job training and experience in the workplace. The program also includes 12 hours of pre-work readiness training and 24 hours of ongoing training, which includes financial literacy. Through partnerships with community-based foundations, DESC provided employers with access to the broadest talent pool in Detroit jobseekers with the widest range of job-related services. The City has invested (from implementation) over \$10 million in funding the Summer Youth Jobs training program in partnership with private businesses and nonprofit organizations. The program is designed to help employ youth in the City's NRSA areas. CDBG funds and the City's General funds were leveraged with a corporate match.



**Comparison of the proposed versus actual outcomes for each outcome measure submitted with the consolidated plan and explain, if applicable, why progress was not made toward meeting goals and objectives. 91.520(g)**

Categories, priority levels, funding sources and amounts, outcomes/objectives, goal outcome indicators, units of measure, targets, actual outcomes/outputs, and percentage completed for each of the grantee's program year goals.

Goal	Category	Source / Amount	Indicator	Unit of Measure	Expected – Strategic Plan	Actual – Strategic Plan	Percent Complete	Expected – Program Year	Actual – Program Year	Percent Complete
Address relocation of displaced residents	Non-Housing Community Development	CDBG: \$	Other	Other	0	0				
Assist special needs (non-homeless) populations	Non-Homeless Special Needs	HOPWA: \$	Homelessness Prevention	Persons Assisted	0	62		0	62	
Assist special needs (non-homeless) populations	Non-Homeless Special Needs	HOPWA: \$	Housing for People with HIV/AIDS added	Household Housing Unit	1250	292	23.36%			
Assist special needs (non-homeless) populations	Non-Homeless Special Needs	HOPWA: \$	HIV/AIDS Housing Operations	Household Housing Unit	0	0		250	321	128.40%
Blight removal and demolition	Non-Housing Community Development	CDBG: \$	Buildings Demolished	Buildings	150	4	2.67%			

CDBG Housing Rehabilitation Activity Delivery Cost	Affordable Housing	CDBG: \$	Other	Other	0	0		1	0	0.00%
CDBG Planning and Administration	Affordable Housing Homeless Non-Homeless Special Needs Non-Housing Community Development	CDBG: \$	Other	Other	0	0		1	0	0.00%
Clean up of Contaminated Sites	Contaminated Sites	CDBG: \$	Other	Other	4	0	0.00%			
Construction of Housing	Affordable Housing	CDBG: \$	Rental units constructed	Household Housing Unit	82	0	0.00%			
Debt Service Reserve	Affordable Housing	CDBG: \$	Rental units constructed	Household Housing Unit	14	0	0.00%			
Econ Dev (Commercial Facade Rehabilitation)	Non-Housing Community Development	CDBG: \$	Facade treatment/business building rehabilitation	Business	50	0	0.00%			
Econ Dev (Commercial Facade Rehabilitation)	Non-Housing Community Development	CDBG: \$	Businesses assisted	Businesses Assisted	0	0				

Econ Dev (Creation of Jobs/Small Business Assist.)	Non-Housing Community Development	CDBG: \$	Jobs created/retained	Jobs	150	0	0.00%			
Econ Dev (Creation of Jobs/Small Business Assist.)	Non-Housing Community Development	CDBG: \$	Businesses assisted	Businesses Assisted	150	0	0.00%			
Homeownership Program	Affordable Housing	CDBG: \$	Homeowner Housing Added	Household Housing Unit	750	0	0.00%			
Homeownership Program	Affordable Housing	CDBG: \$	Direct Financial Assistance to Homebuyers	Households Assisted	0	0				
Increase in Public Facilities and Improvements	Non-Housing Community Development	CDBG: \$ / Strategic Neighborhood Fund: \$	Public Facility or Infrastructure Activities other than Low/Moderate Income Housing Benefit	Persons Assisted	4500	1875	41.67%	100	0	0.00%
Increase in Public Facilities and Improvements	Non-Housing Community Development	CDBG: \$ / Strategic Neighborhood Fund: \$	Other	Other	0	0				
Privately Owned Utilities	Affordable Housing	CDBG: \$	Rental units rehabilitated	Household Housing Unit	131	0	0.00%			

Provide interim assistance to address emergency	Interim assistance	CDBG: \$	Other	Other	0	0				
Public Services Activities for Citizens of Detroit	Non-Homeless Special Needs Non-Housing Community Development	CDBG: \$	Public service activities other than Low/Moderate Income Housing Benefit	Persons Assisted	122635	59461	48.49%	34431	38085	110.61%
Reduce homeless citizens in City of Detroit	Homeless	CDBG: \$ / ESG: \$ / Continuum of Care: \$	Public Facility or Infrastructure Activities other than Low/Moderate Income Housing Benefit	Persons Assisted	0	373		0	209	
Reduce homeless citizens in City of Detroit	Homeless	CDBG: \$ / ESG: \$ / Continuum of Care: \$	Public service activities other than Low/Moderate Income Housing Benefit	Persons Assisted	0	7899		0	377	
Reduce homeless citizens in City of Detroit	Homeless	CDBG: \$ / ESG: \$ / Continuum of Care: \$	Public service activities for Low/Moderate Income Housing Benefit	Households Assisted	0	231		0	49	
Reduce homeless citizens in City of Detroit	Homeless	CDBG: \$ / ESG: \$ / Continuum of Care: \$	Direct Financial Assistance to Homebuyers	Households Assisted	0	182		0	0	

Reduce homeless citizens in City of Detroit	Homeless	CDBG: \$ / ESG: \$ / Continuum of Care: \$	Tenant-based rental assistance / Rapid Rehousing	Households Assisted	15000	49	0.33%	3800	49	1.29%
Reduce homeless citizens in City of Detroit	Homeless	CDBG: \$ / ESG: \$ / Continuum of Care: \$	Homeless Person Overnight Shelter	Persons Assisted	9500	2100	22.11%	3100	1370	44.19%
Reduce homeless citizens in City of Detroit	Homeless	CDBG: \$ / ESG: \$ / Continuum of Care: \$	Overnight/Emergency Shelter/Transitional Housing Beds added	Beds	1205	414	34.36%	390	414	106.15%
Reduce homeless citizens in City of Detroit	Homeless	CDBG: \$ / ESG: \$ / Continuum of Care: \$	Homelessness Prevention	Persons Assisted	9000	3803	42.26%	3200	422	13.19%
Reduce homeless citizens in City of Detroit	Homeless	CDBG: \$ / ESG: \$ / Continuum of Care: \$	Other	Other	2575	644	25.01%	1100	0	0.00%
Rehabilitation of Existing Affordable Housing	Affordable Housing	CDBG: \$ / HOME: \$	Rental units constructed	Household Housing Unit	400	0	0.00%			
Rehabilitation of Existing Affordable Housing	Affordable Housing	CDBG: \$ / HOME: \$	Rental units rehabilitated	Household Housing Unit	2000	0	0.00%	215	0	0.00%

Rehabilitation of Existing Affordable Housing	Affordable Housing	CDBG: \$ / HOME: \$	Homeowner Housing Added	Household Housing Unit	250	0	0.00%	250	0	0.00%
Rehabilitation of Existing Affordable Housing	Affordable Housing	CDBG: \$ / HOME: \$	Homeowner Housing Rehabilitated	Household Housing Unit	2000	176	8.80%	225	170	75.56%
Rehabilitation of Existing Affordable Housing	Affordable Housing	CDBG: \$ / HOME: \$	Tenant-based rental assistance / Rapid Rehousing	Households Assisted	0	0		35	0	0.00%
Rehabilitation of Existing Affordable Housing	Affordable Housing	CDBG: \$ / HOME: \$	Other	Other	250	0	0.00%			
Residential Historic Preservation	Historical residential preservation	CDBG: \$	Other	Other	0	0				
Section 108 Repayment	Affordable Housing Non-Housing Community Development	CDBG: \$	Businesses assisted	Businesses Assisted	11	0	0.00%	5	0	0.00%
Sustain Infrastructure and Public Improvements	Non-Housing Community Development	CDBG: \$	Public Facility or Infrastructure Activities other than Low/Moderate Income Housing Benefit	Persons Assisted	4500	0	0.00%	100	0	0.00%



Sustain Infrastructure and Public Improvements	Non-Housing Community Development	CDBG: \$	Public Facility or Infrastructure Activities for Low/Moderate Income Housing Benefit	Households Assisted	0	0				
---	---	----------	---	------------------------	---	---	--	--	--	--

**Table 1 - Accomplishments – Program Year & Strategic Plan to Date**

**Assess how the jurisdiction's use of funds, particularly CDBG, addresses the priorities and specific objectives identified in the plan, giving special attention to the highest priority activities identified.**

The Community Development Block Grant (CDBG) program is a principal revenue source for the City to address the needs of low, and low-moderate income citizens and neighborhoods. Our Five Year Goals for housing and housing rehab, public services, and development activities were designed to address the overwhelming need in the City of Detroit. The goals set in 2020-2024 needed resetting due to the focus on the CARES Act funding. The CARES ACT funding, while addressing the pandemic, took precedence in shifting efforts in implementing priority needs to the citizens of Detroit. It also may have skewed the numbers a bit due to the CV funds were part of the 2015-2019 Consolidated plan goals. In many instances the needs within the City of Detroit are far greater than the available resources. Our overall priority was to help low and moderate income Detroiters experiencing economic crisis due to the Coronavirus, inflation and catastrophic flooding in some areas around city. However, the city will continue providing services for access housing, rehab housing public service and the economic opportunities afforded to all citizens city-wide. The following are the priority categories funding objectives:

- Due to the overwhelming demand and while having the oldest stock of housing in the country, it is necessary to provide greater attention to housing rehabilitation as our highest priority. These housing priorities includes 0% interest loans, including our NRSA designation targeted areas and our Conventional/Emergency Home Repair for seniors.
- Demolition is also a high priority, however, the city has focus on using General Fund dollars and other non-CDBG funding sources on large commercial buildings and residential structures.
- Economic Development priorities include: Direct financial assistance for small businesses, technical assistance, and other economic development activities to businesses from our Motor City Match/Restore general fund leverage programs
- Public Service priorities include the following services: Homeless, disabled, transportation, substance abuse, employment and training (including the 5 NRSA's), elderly, health and youth education.
- Public Facility Rehabilitation priorities include: Neighborhood facilities, park/recreation, youth, senior and health facilities.

## CR-10 - Racial and Ethnic composition of families assisted

Describe the families assisted (including the racial and ethnic status of families assisted).

91.520(a)

	CDBG	HOME	HOPWA
<b>RACE:</b>			
<b>White</b>	<b>7201</b>	<b>3</b>	<b>18</b>
<b>Black or African American</b>	<b>84,895</b>	<b>50</b>	<b>316</b>
<b>Asian</b>	<b>628</b>	<b>0</b>	<b>2</b>
<b>American Indian or American Native</b>	<b>384</b>	<b>0</b>	<b>0</b>
<b>Native Hawaiian or Other Pacific Islander</b>	<b>419</b>	<b>0</b>	<b>6</b>
<b>Total</b>	<b>93,527</b>	<b>53</b>	<b>342</b>
<b>Ethnicity:</b>			
<b>Hispanic</b>	<b>4,324</b>	<b>0</b>	<b>6</b>
<b>Not Hispanic</b>	<b>0</b>	<b>0</b>	<b>0</b>

Table 2 – Table of assistance to racial and ethnic populations by source of funds

Describe the clients assisted (including the racial and/or ethnicity of clients assisted with ESG)

	HESG
American Indian, Alaska Native, or Indigenous	58
Asian or Asian American	25
Black, African American, or African	16,911
Hispanic/Latina/e/o	284
Middle Eastern or North African	54
Native Hawaiian or Pacific Islander	15
White	909
Multiracial	488
Client doesn't know	0
Client prefers not to answer	93
Data not collected	491
<b>Total</b>	<b>19,328</b>

## **Narrative**

CDBG-CV Program Racial and Ethnic Accomplishments: A total of 1,433 persons were served during fiscal year 2023-24. This will include the following racial breakdown: White - 61; Black or African American – 1,250; Asian – 7; American Indian or American Native – 0; Native Hawaiian or Other Pacific Islander - 4; Black/African American & White - 6; Amer. Indian/Alaskan Native & Black/African Amer. - 1; Other multi-racial - 100; Ethnicity: Hispanic - 48

CDBG-CV3 Program Racial and Ethnic Accomplishments: A total of 49 people were served during fiscal year 2023-24. White - 7; Black or African American - 42.

ESG-CV Program Racial and Ethnic Accomplishments: See SAGE-CV report

## CR-15 - Resources and Investments 91.520(a)

### Identify the resources made available

Source of Funds	Source	Resources Made Available	Amount Expended During Program Year
CDBG	public - federal	35,324,723	47,264,314
HOME	public - federal	11,251,308	5,157,577
HOPWA	public - federal	3,577,351	3,635,034
ESG	public - federal	3,034,444	2,275,671
Continuum of Care	public - federal	32,035,919	N/A
Other	private	195,000,000	N/A

**Table 3 - Resources Made Available**

### Narrative

The 2023 CDBG allocation was \$35,324,723.00. The amount expended for 2023 was \$47,264,314.00. The expended amount includes prior year awards as well, to expedite spending to meet the annual 1.5 spending requirement. The 2023 HOME allocation was \$11,251,308.00. The amount expended for 2023 was \$5,157,577.00. The 2023/2024 expenditure includes prior year awards for multi-year HOME projects. The 2023 HOPWA allocation was \$3,577,351.00. The amount expended for 2023 was \$3,635,034.00. The 2023 ESG allocation was \$3,034,444.00. The amount expended for 2023 was \$2,275,671.00.

The 2019 CDBG CV1/CV from the CARES Act Funds was \$24,890,888.00. The amount expended for 2023 was \$2,636.936.00

The 2020 CDBG-CV3 allocation was \$4,132,269.00. The amount expended in 2023 was \$140,494.00.

### Identify the geographic distribution and location of investments

Target Area	Planned Percentage of Allocation	Actual Percentage of Allocation	Narrative Description
City-Wide	93	90	City-Wide
NRSA Areas	6	9	NRSA 1 thru 5
Slums and Blight Designation	1	1	HUD approved Slum and Blight Areas

**Table 4 – Identify the geographic distribution and location of investments**

### Narrative

The Housing & Revitalization Department plays a vital role in pursuing and supporting neighborhood investment. Through Neighborhood Revitalization Strategy Areas (NRSA), the City of Detroit uses CDBG funds to address economic development and housing needs in designated neighborhoods. The City of Detroit NRSA plan seeks to focus investment in five areas, leveraging partnerships to implement initiatives around five goals: 1) stabilize neighborhoods; 2) support small businesses; 3) create jobs; 4) create summer youth employment; and 5) build wealth. The following is a description of the five NRSAs within the City of Detroit:

**NRSA 1** - Located between Jefferson Avenue and the Detroit River on the far-east side of Detroit. NRSA1 has a large number of vacant housing and vacant parcels that threatens stability. This NRSA has neighborhoods such as West Village, Jefferson Village, Jefferson-Chalmers and Marina district. **NRSA 2** - Located on the City's Northeast side. NRSA2 have high levels of mortgage foreclosure that has led to an increase of abandonment and tax foreclosure. This NRSA have neighborhoods such as, Osborn, City Airport, Morning Side, Regent Park, East English Village, and East Warren Avenue commercial area. **NRSA 3** - Located in the Southwest Detroit target area. NRSA3 have a strong resident Hispanic community that is significantly investing in the housing market as well as the commercial district. The historic neighborhoods included in NRSA3 are Corktown, Hubbard Farms, and Woodbridge. Other neighbors are Springwells Village, and Mexicantown. The NRSA3 commercial districts include Vernor Highway and Michigan Avenue. **NRSA 4** - Located within several historic neighborhoods such as the Boston Edison District, New Center and Arden Park. It also has neighborhoods including Hope Village, Dexter-Linwood, and Northend that have high vacancy rates, a concentration of City owned properties and significant tax and mortgage foreclosures. NRSA4 contains commercial districts, such as, McNichols and New Center. The McNichols commercial corridor is characterized by low-density service related business. **NRSA 5** - Located on the Northwest side of Detroit. This NRSA includes areas surrounding the historic neighborhood of Grandmont-Rosedale, and Brightmoor neighborhood. There is a significant decline in population in the Brightmoor community. This NRSA area is surrounded by distressed housing markets with a considerable amount of publicly-owned parcels and tax foreclosures.

Given the significant increase in private sector investments and public private sector collaboration in LMI neighborhoods, a renewal of the NRSA designation was needed to continue benefiting community residents in the redefined designated areas (see NRSA accomplishments chart in the appendix).



**Slum and Blight Area: Zero Percent Home Repair Loan Program:** The Detroit 0% Interest Home Repair Loan Program is designed to help homeowners address health and safety issues, complete home repairs or improvements, and eliminate blight. Low-moderate income Detroit homeowners can qualify based on income or if living in an eligible slum and blight, or NRSA designated area. The homeowners pay back only what they borrow.

## Leveraging

**Explain how federal funds leveraged additional resources (private, state and local funds), including a description of how matching requirements were satisfied, as well as how any publicly owned land or property located within the jurisdiction that were used to address the needs identified in the plan.**

The following additional leveraging resources enables the City to complete projects that will revitalize neighborhoods, expand affordable housing opportunities, to improve community facilities and public services.

**(HOME) Low Income Housing Tax Credit Program (LIHTC):** The LIHTC program is an investment program to increase and preserve affordable rental housing by providing tax incentives to investors to be used towards taxable income.

The following multi-family housing projects, that include HOME or HOME-ARP funding, were awarded annual tax credits from the Michigan State Housing Development Authority 9% LIHTC program during the City of Detroit's Fiscal Year of July 1, 2023 – June 30, 2024: **900 Tuscola Street** is a new construction project that received an annual award of \$1,300,000 of LIHTCs that will provide approximately \$11.3 Million of investor funding for the project that will create 67 affordable units. **Cabot Apartments** will rehabilitate an existing vacant building to provide 84 affordable units including 30 permanent supportive housing units received an annual award of \$1,295,861 of LIHTCs that will provide the project approximately \$11.3 Million of investor funding. The **North Corktown** new construction project that will create 49 units of affordable housing received an annual award of \$1,189,900 of LIHTCs that will provide approximately \$10.4 Million of investor funding. The **Elmtree & Ewald** project that will rehabilitate existing multifamily buildings to preserve 67 units of affordable housing received an annual award of \$700,000 LIHTCs that will provide the project approximately \$6 Million of investor funding. The **Jefferson Avenue Apartments** new construction project that will create 52 units of affordable housing received an annual award of \$1,650,000 of LIHTCs that will provide approximately \$14.4 Million of investor funding. The **Volunteers of America St Mary** adaptive reuse and historic preservation project that will provide 61 affordable permanent supportive housing units received an annual award of \$1,650,000 LIHTCs that will provide approximately \$14.4 Million of investor funding. The **Russell Woods** project will rehabilitate an existing vacant building to provide 77 units of affordable senior housing and a component of this project received an annual award of \$1,037,600 of LIHTCs that will provide approximately \$9.2 Million of investor funding.

There are six projects that received conditional awards of City of Detroit HOME or HOME-ARP funds during the City of Detroit's Fiscal Year of July 1, 2023 – June 30, 2024 that will be using 4% LIHTCs awarded from the Michigan State Housing Development Authority (MSHDA). The **Orchestra Tower** project that will preserve and rehabilitate 248 units of existing affordable will receive an annual award of approximately \$2.171 Million of LIHTCs that will provide the project approximately \$18.7 Million of investor equity. The **Holcomb School** project that is an adaptive reuse project that will provide 23 units

of affordable housing will receive an annual award of approximately \$450 Thousand of LIHTCs that will provide the project with approximately \$4.5 Million of investor equity. The **Russell Woods** project mentioned above that received 9% LIHTCs also has a component that will receive an annual award of approximately \$571 Thousand of 4% LIHTCs that will provide the project with approximately \$4.8 Million of additional investor equity. The Russell woods project is also using a MSHDA 4% LIHTC loan/gap funding program for construction and permanent financing and receiving approximately \$2 Million of gap funding from MSHDA. The **Buermeyer Manor** project that will rehabilitate and preserve 35 units of affordable housing with 23 permanent supportive housing units will receive an annual award of approximately \$531 Thousand of LIHTCs that will provide the project approximately \$4.5 Million of investor equity. The Buermeyer Manor project is also using the MSHDA 4% LIHTC loan/gap funding program for construction and permanent financing and receiving approximately \$3.1 Million of gap funding from MSHDA. The **Minock Park Place** project that will construct 42 units of new affordable housing units will receive an annual award of approximately \$847 Thousand of LIHTCs that will provide the project approximately \$7.4 Million of investor equity. The Minock Park Place project is also using the MSHDA 4% LIHTC loan/gap funding program for construction and permanent financing and receiving approximately \$1.25 Million of gap funding from MSHDA. The **Sanctuary at Brewster** project that will construct 52 units of permanent supportive housing will receive an annual award of approximately \$943 Thousand of LIHTCs that will provide the project with approximately \$8.3 Million of investor equity. The Sanctuary at Brewster project is also using a MSHDA 4% LIHTC Permanent Supportive Housing loan/gap funding program for construction and permanent financing and receiving approximately \$6.25 Million of gap funding from MSHDA.

**(HOME) Section 108 Loan Program:** Section 108 is the loan guarantee provision of the Community Development Block Grant (CDBG) program. The Section 108 loan guarantee program allows local government to transform a small portion of their CDBG funds into federally guaranteed loans large enough to pursue transformational revitalization projects.

At the end of the City of Detroit's Fiscal Year 2019-2020 and through the City's Fiscal Year 2021-2022, the City of Detroit used proceeds from the Section 108, HOME and CDBG programs, leveraged with other sources of debt and equity, to close on the construction financing of Sugar Hill, a \$37,289,950 mixed-use and mixed income project with 68 multi-family units, 11,800 square feet of ground floor retail and a 160-space parking structure. The Section 108 proceeds, in the amount of \$6,696,930, were reprogrammed to the project as part of a \$20,065,750 leverage loan with other non-city sources. The Section 108 proceeds, in the amount of \$6,696,930 were fully drawn down in June 2020. The amount of the City of Detroit HOME Loan is \$2,000,000 which was fully drawn down as of Fiscal Year end 2023-2024. The project was also awarded \$1,910,000 in CDBG and \$500,000 in CDBG-CV. Construction of the Sugar Hill project has been completed and the project was completed in the IDIS system in the 2023-2024 fiscal year.

**(HOME) Project Based Vouchers:** During FY 2023-2024, the City has the following 19 projects that are in various stages of construction that have received an allocation of HOME, HOME-ARP, CNI, CDBG, or CDBG-CV program funds that include state and federal project based vouchers: Ruth Ellis Center,

Marwood Apartments, Brush & Watson - Beaubien, Rev Dr Jim Holley Residences, Mack/Alter, MLK on 2<sup>nd</sup>, Left Field, La Joya Gardens, AFG Miller Grove, 5800 Michigan Avenue, Anchor at Mariners Inn, Brush & Watson - Brush, 7850 E Jefferson, Meyer Senior, Preserve on Ash I, Benjamin O Davis Veterans, Hubbard Farms Apartments, CCSEM St. Mathew, and 60 Harper. The City also has the following additional 18 projects that have received HOME, HOME-ARP, CNI, CDBG, or CDBG-DR awards in its affordable housing and revitalization pipeline that are slated to close in the 2024-2025 fiscal year that include state and federal project based vouchers: GenesisHOPE, Preserve on Ash III, West of 10<sup>th</sup>, Trumbull, Bagley Townhomes and Flats, 4401 Rosa Parks, 2295 W. Grand Blvd., Martin Gardens, Cabot Apartments, North Corktown Apartments, Russell Woods, 900 Tuscola, Orchestra Tower, Buersmeyer Manor, Sanctuary at Brewster, Elmtree & Ewald, Jefferson Avenue, and VOA St. Mary.

**HOME** - The HOME program requires a 25% local match of funds that are expended on affordable housing. Currently, the City of Detroit does not have a matching requirement for the HOME program. For Fiscal Year 2023-2024, the City of Detroit met the HUD criteria for severe fiscal distress. The City of Detroit match requirement was reduced by 100%.

**(HOME & HOME-ARP) Historic Tax Credit** - The Federal Historic Tax Credit incentives are available to stimulate private investment in the rehabilitation of historic structures. Historic property owners may receive a 20% tax credit that is available for properties rehabilitated for commercial, industrial, agricultural, or rental residential purposes, but it is not available for properties used exclusively as the owner private residence. During FY 2023-2024, the Marwood Apartments, 150 Bagley, Grandmont Rosedale Park II, Hubbard Farms Apartments, and CCSEM St Matthews projects which received an award of HOME or CDBG funds and also include historic tax credit equity were completed or were under construction. The City's affordable housing and revitalization pipeline also includes the Henry Street Redevelopment, Martin Gardens, Holcomb School, and the VOA St Mary projects that are expected to close by the end of the 2024-2025 fiscal year that have received a HOME or HOME-ARP award and also include historic tax credit equity.

**American Rescue Plan Act of 2021 Funds (ARPA) through the U.S. Treasury Department** – The City of Detroit received funding from the United States Department of the Treasury pursuant to the Coronavirus State and Local Fiscal Recovery Fund under CFDA 21.027, under Section 602 and 603 of Title VI the Social Security Act, as amended by Section 9901 of the American Rescue Plan Act of 2021 (“ARPA”) (Subtitle M of Title IX of Public Law 117-2). The City has allocated a portion of these funds to provide funding for increasing affordable housing supply as allowed under the relevant Treasury guidance, interim and final rules. The funds may be used at the discretion of the city to supplement affordable housing projects that meet the ARPA program requirements. During fiscal year 2023-2024, the MLK on 2<sup>nd</sup>, Grandmont Rosedale Park II, Alternative for Girls Miller Grove, 5800 Michigan Avenue, Anchor at Mariners Inn, 7850 E Jefferson, Preserve on Ash I, Merrill Place II, Benjamin O Davis Veterans, Hubbard Farms Apartments, Orchard Village, CCSEM St. Mathew, and 60 Harper projects which received an award of HOME, HOME-ARP, CNI, CDBG, or CDBG-CV funds and also include ARPA funds were under construction. The City's affordable housing and revitalization pipeline also includes the Henry Street Redevelopment and Minock Park Place projects that have also received an award of HOME funds and also include ARPA funding.

**Affordable Housing Development and Preservation Fund (AHD&PF)** - The City of Detroit dedicates annually at least 40% of net receipts of all city-owned commercial property sales to the Affordable Housing Development and Preservation Fund. The funds are to be used to create and preserve affordable homes for households with incomes up to 50%, with a directive that not less than 70% of the funding serves households at or below 30% AMI. These funds may be used to supplement affordable housing projects that meet the AHD&PF requirements. During fiscal year 2023-2024, the Brush & Watson – Beaubien, La Joya Gardens, Brush & Watson – Brush, Hubbard Farms Apartments, and CCSEM St Matthews projects which received an award of HOME funds and also include AHD&PF funds were under construction.

**Leverage Summary** – The City of Detroit works to leverage its HOME, HOME-ARP, CNI, CDBG, CDBG-DR, and CDBG-CV funds by utilizing the sources described above along with other debt financing, grant, and local funding sources to develop affordable housing units.

There are currently 24 projects under construction with total development costs of \$462.9 Million that include a total of \$35.9 Million of HOME, HOME-ARP, CNI, NSP, CDBG, and CDBG-CV funds that will provide 969 units of affordable housing. These projects leverage other funding totaling \$427 Million that is provided by the sources described above, debt financing, grant, and local funding sources. These projects also leverage rental assistance vouchers for 456 of the units.

There are 24 additional projects currently in the City of Detroit’s affordable housing multifamily pipeline with total development costs of \$477.4 Million that include a total of \$70.6 Million of HOME, HOME-ARP, CNI, CDBG, and CDBG-DR funds that will provide 1,419 affordable units. These projects leverage other funding totaling \$406.8 Million. These projects also leverage rental assistance vouchers for 679 of the units.

Combined, the 24 projects under construction and 24 projects currently in the pipeline utilize approximately \$106.5 Million of HOME, HOME-ARP, CNI, NSP, CDBG, CDBG-CV, and CDBG-DR funds to leverage approximately \$833.8 Million from other sources and 1,135 rental assistance vouchers to produce 2,388 units of affordable housing.

<b>Fiscal Year Summary – HOME Match</b>	
1. Excess match from prior Federal fiscal year	0
2. Match contributed during current Federal fiscal year	0
3. Total match available for current Federal fiscal year (Line 1 plus Line 2)	0
4. Match liability for current Federal fiscal year	0
5. Excess match carried over to next Federal fiscal year (Line 3 minus Line 4)	0

**Table 5 – Fiscal Year Summary - HOME Match Report**



Match Contribution for the Federal Fiscal Year								
Project No. or Other ID	Date of Contribution	Cash (non-Federal sources)	Foregone Taxes, Fees, Charges	Appraised Land/Real Property	Required Infrastructure	Site Preparation, Construction Materials, Donated labor	Bond Financing	Total Match

Table 6 – Match Contribution for the Federal Fiscal Year

## HOME MBE/WBE report

Program Income – Enter the program amounts for the reporting period				
Balance on hand at beginning of reporting period \$	Amount received during reporting period \$	Total amount expended during reporting period \$	Amount expended for TBRA \$	Balance on hand at end of reporting period \$
3,286,333.58	0	2,312,832.58	0	973,501.00

Table 7 – Program Income

Minority Business Enterprises and Women Business Enterprises – Indicate the number and dollar value of contracts for HOME projects completed during the reporting period						
	Total	Minority Business Enterprises				White Non-Hispanic
		Alaskan Native or American Indian	Asian or Pacific Islander	Black Non-Hispanic	Hispanic	
Contracts						
Dollar Amount	19,241,733.14		0	0	0	19,241,733.14
Number	10	0	0	0	0	10
Sub-Contracts						
Number	82	0	1	10		71
Dollar Amount	29,447,470.58		180,770.00	4,103,262.53		25,163,438.05
	Total	Women Business Enterprises	Male			
Contracts						
Dollar Amount	19,241,733.14	7,525.00	19,234,208.14			
Number	10	1	9			
Sub-Contracts						
Number	82	14	68			
Dollar Amount	29,447,470.58	3,956,719.22	25,490,751.36			

**Table 8 - Minority Business and Women Business Enterprises**

<b>Minority Owners of Rental Property</b> – Indicate the number of HOME assisted rental property owners and the total amount of HOME funds in these rental properties assisted						
	<b>Total</b>	<b>Minority Property Owners</b>				<b>White Non-Hispanic</b>
		<b>Alaskan Native or American Indian</b>	<b>Asian or Pacific Islander</b>	<b>Black Non-Hispanic</b>	<b>Hispanic</b>	
Number	6	0	0	2	0	4
Dollar Amount	3,421,736.72	0	0	445,603.01	0	2,976,133.71

**Table 9 – Minority Owners of Rental Property**

<b>Relocation and Real Property Acquisition</b> – Indicate the number of persons displaced, the cost of relocation payments, the number of parcels acquired, and the cost of acquisition						
Parcels Acquired		0	0			
Businesses Displaced		0	0			
Nonprofit Organizations Displaced		0	0			
Households Temporarily Relocated, not Displaced		0	0			
<b>Households Displaced</b>	<b>Total</b>	<b>Minority Property Enterprises</b>				<b>White Non-Hispanic</b>
		<b>Alaskan Native or American Indian</b>	<b>Asian or Pacific Islander</b>	<b>Black Non-Hispanic</b>	<b>Hispanic</b>	
Number	0	0	0	0	0	0
Cost	0	0	0	0	0	0

**Table 10 – Relocation and Real Property Acquisition**

## CR-20 - Affordable Housing 91.520(b)

Evaluation of the jurisdiction's progress in providing affordable housing, including the number and types of families served, the number of extremely low-income, low-income, moderate-income, and middle-income persons served.

	One-Year Goal	Actual
Number of Homeless households to be provided affordable housing units	45	14
Number of Non-Homeless households to be provided affordable housing units	405	39
Number of Special-Needs households to be provided affordable housing units	350	245
<b>Total</b>	<b>800</b>	<b>298</b>

Table 11 – Number of Households

	One-Year Goal	Actual
Number of households supported through Rental Assistance	395	554
Number of households supported through The Production of New Units	380	14
Number of households supported through Rehab of Existing Units	510	322
Number of households supported through Acquisition of Existing Units	25	0
<b>Total</b>	<b>1,310</b>	<b>890</b>

Table 12 – Number of Households Supported

**Discuss the difference between goals and outcomes and problems encountered in meeting these goals.**

The one-year goal included in the City action plan reflects the total number of affordable housing units projected to be produced during the fiscal year. This amount includes all of the units anticipated to be accomplished through the leveraging of other resources such as Low Income Housing Tax Credit (LIHTC) equity and borrowed funds that are part of the project financing. For example, a 50 unit affordable housing project that uses LIHTC equity, a permanent loan, gap financing funds from the state, and HOME funds from the city is included in the action plan goal as 50 units. However, if this project only

includes 7 HOME designated units, the actual numbers reflected in the CR-20 (from the IDIS PR23 report) only includes the 7 HOME designated units. This creates a difference between the goal and actual units reported. This narrative provides information regarding the total affordable housing units and the HOME designated units.

While delays in the delivery of construction materials, increased construction costs, increased interest rates, and labor challenges have impacted the timing of projects being completed and/or started during the 2023-24 fiscal year, the City was able to complete 3 projects in the IDIS system that have HOME funds and CDBG funds and/or CDBG-CV funding (3 multifamily projects with a total of 168 affordable units with 53 of the units being HOME units and 14 of the HOME units restricted for homeless households). 115 of the units also leverage project based rental assistance vouchers. The 168 affordable units include 28 units for extremely low income families, 41 units for very low income families, 71 units for families with income at or below 60% AMI, and 28 units for low income families.

There are 2 additional projects in the City's multifamily pipeline that have completed construction or were in the final stages of completing their physical construction at the end of the fiscal year and were providing housing for low-income households but could not be completed in the IDIS system due to all of the required information not yet being available. These projects include 54 total affordable housing units with 42 of the units to serve homeless households and 11 of the 54 units being HOME units. All of the units are new construction units. 38 of the units also leverage project based rental assistance vouchers. All of the projects include HOME dollars. In addition to the HOME funds, 1 of the projects also uses CDBG-CV funds. The City has worked closely during the 2023-2024 fiscal year with the Detroit Housing Commission (DHC) and the Michigan State Housing Development Authority (MSHDA) to streamline processes and coordinate goals to continue to utilize rental assistance tools. The 54 affordable units include 37 units for extremely low income families, 11 units for very low income families, and 6 units for low income families.

An additional 27 projects were able to close on their financing with city support and the projects were under construction in the 2023-24 fiscal year. These projects include 915 affordable housing units with 140 of the units being HOME units. 804 of the total units are new affordable rental housing construction and 95 are units in rehabilitation projects. 16 are homebuyer units. 418 of the units also leverage project based rental assistance vouchers. 17 of the projects include HOME funds. In addition to the HOME funds, 4 of the projects also use CDBG funds, 1 of the projects also uses CDBG-CV funds, 1 of the projects also uses NSP funds, 5 of the projects only use CDBG funds, 2 of the projects only use CDBG-CV funds, and 1 project uses CDBG and CNI funds. The City supported the projects by awarding additional gap funding and has worked with other state and community partners to identify additional funding sources to help resolve the funding gaps. During 2023-24, the City continued to address affordable housing development challenges through the efforts of the Affordable Housing Leverage Fund (AHLF). The 915 affordable units include 187 units for extremely low income families, 62 units for families with income at or below 40% AMI, 191 units for very low income families, 390 units for families with income at or below 60% AMI, and 85 units for low income families.

The City of Detroit has worked closely with MSHDA regarding proposed affordable housing projects in the city and the ability of the projects to compete for MSHDA 9% Low Income Housing Tax Credits (LIHTCs). The city supports developers to provide items to improve the quality of applications submitted to MSHDA for 9% LIHTCs. The City has seen an increase in the number of projects that have received 9% LIHTCs through this process. 9% LIHTC award announcements that occurred during the 2023-24 fiscal year included 12 projects in the City of Detroit.

The City continuously works to improve the funding award and underwriting process to create a more transparent, collaborative, and rigorous approach in identifying multi-family development projects that will maximize the use of HOME dollars. The City has also leveraged HOME and CDBG dollars in multi-family projects by providing awards that include a blend of financing with the City's Affordable Housing Development and Preservation Fund (AHD&PF) dollars, CDBG-CV funds, HOME-ARP funds, CNI funds and ARPA funds from the U.S Treasury Department.

In addition to the projects that were completed in IDIS during the fiscal year, projects that have completed construction but are not yet closed-out in the IDIS system, and the projects that are under construction, the City has an additional 24 projects that have received HOME, CDBG, CNI, and/or HOME-ARP conditional awards in its affordable housing and revitalization pipeline that are slated to close on financing by the end of the 2024-25 fiscal year that include the construction of 815 new affordable rental units and the renovation of 604 affordable rental units. These projects will leverage rental assistance for 679 of the units. The 1,419 affordable units include 373 units for extremely low income families, 64 units for families with income at or below 40% AMI, 182 units for very low income families, 635 units for families with income at or below 60% AMI, 21 units for families with income at or below 70% AMI, and 144 units for low income families.

### **Discuss how these outcomes will impact future annual action plans.**

The City will continue to implement improvements, similar to those described above, to both preserve and increase the number of affordable, mixed-income and mixed-use multi-family projects. In addition to the AHLF, revamping underwriting processes, and leveraging local dollars, the City is also engaged in addressing preservation efforts across the city. The focus of these efforts is preserving the affordability of multi-family developments reaching the end of their affordability restrictions.



**Include the number of extremely low-income, low-income, and moderate-income persons served by each activity where information on income by family size is required to determine the eligibility of the activity.**

<b>Number of Households Served</b>	<b>CDBG Actual</b>	<b>HOME Actual</b>
Extremely Low-income	51	16
Low-income	138	27
Moderate-income	86	10
<b>Total</b>	<b>275</b>	<b>53</b>

**Table 13 – Number of Households Served**

### **Narrative Information**

The City of Detroit supports home rehabilitation and homebuyer assistance for low- and moderate-income homebuyers, through CDBG as well as modification of existing HOME loans for scatter site rental properties eligible for sales. There were 16 homes that were originally financed with HOME funds that were transferred from rental to homeownership in FY2022-2023. Of these homebuyers, 11 received homebuyer assistance in the form of CDBG. Through this process the City has been able to help stabilize extremely low-income, low-income and moderate-income households as well as assist them in building wealth through homeownership.

## **CR-25 - Homeless and Other Special Needs 91.220(d, e); 91.320(d, e); 91.520(c)**

**Evaluate the jurisdiction's progress in meeting its specific objectives for reducing and ending homelessness through:**

### **Reaching out to homeless persons (especially unsheltered persons) and assessing their individual needs**

The City of Detroit is an active partner in the Detroit CoC's mission to end homelessness in Detroit. The homelessness prevention and response system include: outreach, engagement, and assessment; shelter, housing, and supportive services; and homelessness prevention and diversion strategies. The City funds four street outreach teams that partner with the Detroit Police Department, the Detroit Health Department, local non-profits, and community groups to ensure broad coverage of Detroit. The Detroit CoC uses a standardized assessment tool, the Vulnerability Index - Service Prioritization Decision Assistance Tool (VI-SPDAT), to assess the needs to those experiencing homelessness. The VI-SPDAT helps to determine which housing resource is best for the individual. The Detroit CoC prioritizes unsheltered and chronically homeless households for Permanent Supportive Housing (PSH). In 2023, 622 individuals and families were housed in PSH.

### **Addressing the emergency shelter and transitional housing needs of homeless persons**

In order to streamline access to emergency shelter and transitional housing (TH) all program referrals are made through the Detroit CoC's coordinated entry system, locally referred to as the Coordinated Assessment Model (CAM). In 2023, CAM made 3,168 referrals to emergency shelter and 58 referrals to TH. In alignment with HUD's stance that transitional housing can be an effective tool for addressing the needs of specific subpopulations – such as underage homeless youth, safety for persons fleeing domestic violence, and the homeless with substance abuse addiction- all TH programs in the CoC focus on one of these subpopulations.

In 2023 there was an increased need for emergency shelter due to three shelters closing. The shelters closing resulted in the loss of 200 beds for single males. To address this shortfall the Housing and Revitalization Department (HRD) worked with the Mayor's Office to open 334 shelter beds for single adults and families at four facilities using ARPA and other funding sources. It is the goal to continue these expanded shelter beds through non-federal funding sources through FY2024.

**Helping low-income individuals and families avoid becoming homeless, especially extremely low-income individuals and families and those who are: likely to become homeless after being discharged from publicly funded institutions and systems of care (such as health care facilities, mental health facilities, foster care and other youth facilities, and corrections programs and institutions); and, receiving assistance from public or private agencies that address housing, health, social services, employment, education, or youth needs.**

Launched in 2023, the Detroit Housing Services (DHS) office, developed and administered by the Housing and Revitalization Department provides direct housing placement case management services to Detroiters facing housing emergencies and/or displacement. The office received \$20 million dollars in funding through ARPA. DHS provides residents the following services: assistance with collecting vital documents so residents can successfully apply for housing, assistance with finding, applying to, and moving into stable, affordable, and permanent housing, financial assistance to cover the costs of moving, and assistance with employment so residents can remain housed once successfully relocated. Through August 2024, DHS has relocated 1,016 households to permanent housing, assisted 66 households in retaining existing affordable housing, and assisted 252 households with emergency temporary shelter through temporary hotel/motel support.

In addition to the above, the City of Detroit funded one subrecipient to provide homelessness prevention activities targeting households living with family or friends who had to leave the home within 21 days or less. The City also funded a Diversion program, providing flexible funds that can be used to keep households out of emergency shelter. Two youth focused Rapid Rehousing programs continued through 2023 which address specific needs of youth, including those that identify as LGBTQIA+. Finally, the Detroit CoC was awarded the Youth Homelessness Demonstration Project (YHDP) Grant in 2022 and began implementing programs under this grant in 2023. The YHDP grant recipients are Ruth Ellis Center, Permanent Supportive Housing (PSH); Methodist Children's Home Society (MCHS) and Detroit Phoenix Center, Joint Component Transitional Housing Rapid Rehousing (TH-RRH); and Methodist Children's Home Society (MCHS), Crisis Mental Health.

Under the McKinney-Vento Homeless Assistance Act, children and youth experiencing homelessness are entitled to immediate school enrollment, the option to stay in their school of origin, transportation to their school of origin and support for academic success. Once CAM refers families with school-aged children to a shelter provider, the provider is responsible for referring the family to the local school district to connect them with the McKinney-Vento Homeless and Foster Care Services team. This team also visits shelter providers to ensure no families are being missed for referrals.

In addition, as it relates to coordinating discharge policies, the City of Detroit, is participating as a member of the Detroit CoC in discussions to improve coordination around discharges from hospital settings and to ensure referral to a safe environment that will address the unique healthcare needs of individuals experiencing homelessness. The Salvation Army provides medical respite for patients at their Harbor Light facility. This program provides temporary shelter and care for individuals who are experiencing homelessness and are too sick to recover in traditional homeless shelters. Additionally, the COPE program funded by the Detroit Wayne Mental Health Authority provides temporary housing for those with mental health concerns who are being released from hospital settings. Finally, in 2023 Neighborhood Service Organization, through a Pay for Success model, began a medical respite program targeting people with housing insecurity who need to be discharged from the hospital. The program allows those with unstable housing to receive post-hospitalization care, referrals to permanent housing, behavioral health, job readiness training and overall wraparound services to ensure recovery from illness, surgery, or injury in a safe and stable environment.

The City of Detroit homelessness staff are part of a collaborative team working to better integrate housing and homelessness services into the workforce system, and workforce services into the homelessness system. The CoC is increasing the level of collaboration through a formal partnership with Detroit at Work that includes a referral process connecting households experiencing homelessness with Detroit at Work at the time of entry into emergency shelter. This immediate referral allows families to

quickly connect with employment services as it is often a critical component to ending a household's homelessness. CAM and DAW began a very basic referral pilot in July 2020. CAM intake staff began asking households six employment related questions and provided interested households with information on DAW's services and how to schedule an appointment. In 2022 CAM referred 647 households to the Detroit at Work of which 168 connected to the agency and received services.

**Helping homeless persons (especially chronically homeless individuals and families, families with children, veterans and their families, and unaccompanied youth) make the transition to permanent housing and independent living, including shortening the period of time that individuals and families experience homelessness, facilitating access for homeless individuals and families to affordable housing units, and preventing individuals and families who were recently homeless from becoming homeless again**

Beginning with the City of Detroit's 2019-2020 NOFA, all programs have established performance metrics that we have created system-wide benchmarks for the coming year. This work continued in the future NOFAs, in the attachment section of this report, please find the metrics we have established for each program type as well as updated implementation plan to move toward performance-based contracting. These metrics are focused on improving outcomes for all programs funded through ESG.

Veterans and Their Families – The City of Detroit participates in the Built for Zero campaign to improve our community's response to Veteran homelessness in the hopes of ending Veteran homelessness in Detroit. Veteran housing progress towards housing is tracked through an extensive by the veteran by-name-list (VBNL). Through this process, 308 Veterans were permanently housed in 2023. We continue to monitor our progress through regular leadership team meetings and by name list meetings. At the end of 2023, there were 115 Veterans on the by-name-list, resulting in a 29% decrease in Veteran homelessness. In our working on Veteran homelessness, the following tools are used to address Veteran needs:

- Supportive Services for Veteran Families (SSVF): SSVF will provide both RRH and prevention assistance for veterans (both single veterans and families with Veteran head of households). RRH provides short- to medium-term rental assistance and services to quickly move people from a homeless situation back into housing. Prevention assistance provides assistance to persons at-risk of homelessness by using funds to pay rental or utility arrearages, or security deposits and limited rental assistance going forward for persons who need to move to a new housing unit. There are currently three SSVF programs operating in Detroit.
- HUD-VASH: HUD-VASH is a permanent supportive housing program funded by both HUD and the Veterans Administration (VA). Veterans receive a voucher for housing that is partnered with case management to ensure a successful transition from homelessness to housed. In 2023, 140 Veterans were housed using HUD-VASH, a 20% increase from 2022.
- Grant Per Diem Transitional Housing (GPDTH): GPDTH beds provide transitional housing assistance to veterans experiencing homelessness, the majority of whom are single males. The intent of the GPDTH programs is to move these individuals into permanent housing. In

2023 there were 80 GPD beds in Detroit.

We are in regular contact with the Continuum of Care regarding our progress on HUD's system performance measures as well. We use this information as a way to check in on our progress and set performance goals. To effectively implement strategies and goals, the City of Detroit published a Policy Procedure manual with clear service and performance expectations for organizations in September 2018. The Policy Procedure manual was rolled out through trainings to our subrecipients, with representation being mandatory. The trainings focused on performance expectations, policy procedures, HUD regulatory requirements and record keeping. This manual is updated on an annual basis and is the foundation of monitoring as it lays out subrecipient expectations.

### **Efforts to Address Worse Case Needs**

The efforts to address worst case needs of persons with disabilities are through our permanent supportive housing program in which supportive services are provided to assist homeless persons with a disability to live independently. Permanent Supportive Housing (PSH) is an effective intervention for chronically homeless individuals and families. PSH provides a permanent rental subsidy and wrap around services for persons who have significant barriers to housing. The Detroit Continuum of Care (CoC) dedicates funds and resources to address chronically homeless individuals and families by prioritizing PSH resources to those who are chronically homeless. The funds are used to support homeless individuals in obtaining housing, drug treatment, counseling, and job training. The majority of PSH referrals went to single adults in 2023, with 84% of all referrals for permanent supportive housing. This is largely due to the fact that PSH is prioritized for chronically homeless households, and single adults are more likely to be chronically homeless than other population types.

In 2024, DHS became a referral partner of the Detroit Housing Commission for Mainstream Voucher Program, with 25 annual resources dedicated to assist non-elderly persons with disabilities who are experiencing homelessness. In total, DHS receives 36 emergency housing choice vouchers, 25 mainstream vouchers, and 15 vouchers for families impacted to elevated blood lead levels.

## **CR-30 - Public Housing 91.220(h); 91.320(j)**

### **Actions taken to address the needs of public housing**

The Detroit Housing Commission (DHC) is the public housing agency for the City of Detroit. DHC administers approximately 6,500 Housing Choice Vouchers per year under the Housing Choice Voucher program and encourages homeownership opportunities. The DHC owns and operates 19 public housing developments totaling approximately 3,409 units.

During July 1, 2022, through June 30, 2023, DHC undertook several activities to reverse the effects of the Pandemic on its operation, in order to put more public housing units under lease. These actions included having a capital needs assessment done for its entire portfolio (\$350+million), finalizing an environmental review of all DHC's federally funded programs, and executing a rehabilitation plan to use capital funds to repair to lease long-term vacant units across its portfolio. As of July 1, 2023, DHC began utilizing data from its assessments to improve its units and developed a Comprehensive Portfolio Upgrade Plan.

### **Actions taken to encourage public housing residents to become more involved in management and participate in homeownership**

During the year DHC continued to work with both Resident Advisory Boards (RAB) and Resident Advocates (RA) at most of the developments. DHC has continued to engage residents at all sites to ensure that there are multiple RAs at each of the developments. These positions allowed residents of public housing to provide DHC with input regarding public housing program management. Residents were also encouraged to participate in the annual plan process via the RAB meeting and the public hearing.

DHC presented its draft annual plan to its RAB in a meeting held in January 2024. DHC encouraged the public to comment on the draft throughout a 45-day comment period, which began February 9, 2024; followed by a public hearing was held on March 25, 2024. DHC's Board of Commissioners accepted the finalized plan on April 4, 2024. It was filed with HUD on April 9, 2024.

Previously, DHC partnered with several HUD certified non-profit organizations to assist with the preparation of residents to become homeownership ready. These programs and services include but are not limited to credit counseling, basic home maintenance, financial assistance and homebuyer education. DHC has re-engaged with Huntington Bank to provide mortgages. The bank also offers a \$25,000 grant to each voucher holder who finances her/his mortgage with Huntington.

Historically, DHC offers a homeownership program exclusive to DHC Section 8 residents, but as of 2024 the program was expanded to public housing residents. DHC's Resident Services Department has continued to work with both Housing Choice voucher holders and public housing residents to build interest in homeownership, while connecting residents to Family Self-Sufficiency and Jobs Plus programs to help build downpayment savings. The Jobs Plus program is strategically placed in DHC developments

that have the highest unemployment rates of 89% of which approximately 90% had never been employed. DHC has continued to work with the City of Detroit to broaden the program, using limited city resources/referrals to grow outreach and participation.

Resident Services is proud to have assisted its first program graduate to purchase a home. The property closing took place on June 1, 2024. As of July 31, 2024, there were 82 participants in the program.

### **Actions taken to provide assistance to troubled PHAs**

Since coming out of the pandemic, DHC is ranked as a Standard Performer in the Housing Choice Voucher Program's SEMAP designation. The change in the rating is largely attributable to staff loss and the difficulty in performing annual certifications of voucher households. DHC hired consultant firms to assist in getting certifications current by the end of the first quarter of CY24.

DHC also published a Request for Proposals seeking qualified Proposers to operate the tenant-based Housing Choice Voucher Program on its behalf. The RFP was issued August 9, 2023, with responses due mid-November. The execution of this plan resulted in over 90% of the recertification have been completed as of August 2024.

Ongoing professional development and training including HOTMA and SARMR'S has and will continue to aid DHC to deliver quality program operations. DHC will be issuing a new RFP for new Inspection vendors in an effort to expedite inspections thus housing families in quality homes faster.

On the public housing side, HUD scored DHC as "substandard". A review of DHC's property inspection scores, carried over by HUD from 2018, remained largely unchanged. The change downward is attributable to decreased occupancy and decreased rent collections. Annual recertifications were delinquent prior to, during and after the pandemic. Since the receipt of the substandard designation, DHC increased its recertification reporting rate over 90% over a period of months beginning in June 2022.

Although several rent assistance programs were made available to residents beginning in October 2020, many did not enroll and many more simply refused to pay rent. With annual recertifications current, rent collections have been rising each month. However, until the vacant units are dealt with, the scores will rise incrementally. DHC has been working on various strategies to prepare vacant units for occupancy.

DHC has continued to work with the permanent new property management leadership that was hired in August 2023 to address all shortcomings. Thus far several issues have been permanently addressed including structural and operational challenges. Improvements are incremental but steadily increasing.

## **CR-35 - Other Actions 91.220(j)-(k); 91.320(i)-(j)**

**Actions taken to remove or ameliorate the negative effects of public policies that serve as barriers to affordable housing such as land use controls, tax policies affecting land, zoning ordinances, building codes, fees and charges, growth limitations, and policies affecting the return on residential investment. 91.220 (j); 91.320 (i)**

To ameliorate barriers to affordable housing, the City of Detroit took the following actions during the 2023-2024 year:

Tax Abatement Streamlining—The City of Detroit is currently building a tax abatement portal to bring efficiency and transparency to the process of securing abatements to overcome the structural taxation challenges related to developing housing in Detroit.

Access to Capital—The City has partnered with philanthropic investors and the Local Initiative Support Corporation to develop a private affordable housing loan and equity investment tool to complement and augment public investment in affordable housing. This tool became available to affordable housing developers in September 2021 and now has \$50.5 M in funding capacity and is now fully committed. The City is currently seeking additional investment to sustain this financing tool.

Inclusionary Housing Ordinance—The City continues to administer an inclusionary housing ordinance that requires affordable housing agreements to be executed in conjunction with certain public land sales or public financing. The ordinance also creates the Affordable Housing Development and Preservation Fund to transfer 40% of public commercial land sale proceeds to affordable housing activities.

Access to Land in Prime Locations for Affordable Housing—The City has utilized several mechanisms to prioritize affordable housing in prime locations. During the past calendar year, the City released multiple RFP/RFQs or advanced marketing plans to make public land available for affordable or mixed-income housing.

## **Actions taken to address obstacles to meeting underserved needs. 91.220(k); 91.320(j)**

The homeless population in general is underserved, as many experiencing homelessness may have co-occurring mental, physical or behavioral health issues that may make it difficult for them to fully advocate for the needs of their families. Through the use of the coordinated assessment system, or CAM, as it is known in Detroit, the VI-SPDAT is administered to all households experiencing homelessness. The use of this tool allows providers to understand the level of vulnerability those



experiencing homelessness have and ensure that they get access to services that can assist them in reaching a level of stability. For individuals who do not present at shelters or other providers to seek assistance, the City of Detroit has enlisted several subrecipients that provide outreach to the unsheltered population to ensure we are reaching the most vulnerable residents experiencing homelessness. In addition, we have created a by name list of unsheltered individuals and families experiencing homelessness which tracks the number of chronically homeless households in Detroit. Recognizing that homelessness is often accompanied by a range of complex issues, Outreach and Outreach Navigation were combined in 2022. Street outreach service providers are now required to hire staff dedicated to assisting individuals who face barriers related to housing stability. Teams will assist households to become “document ready” and move them into permanent housing. “Document ready” is defined as assisting residents with obtaining all documentation needed for obtaining permanent housing. By providing this extra assistance and tailored support, programs will address barriers and overall well-being.

#### **Actions taken to reduce lead-based paint hazards. 91.220(k); 91.320(j)**

The Housing & Revitalization Department (HRD) continues to take steps to address lead-based paint hazards in Detroit. Exposure to lead can cause lead poisoning which can cause irreversible health damage. Lead exposure/poisoning is particularly harmful to children under six years old. To respond to lead problems, HRD continues to administer and implement several programs including:

**Lead Hazard Reduction Program:** HRD currently has two HUD Office of Lead Hazard Control and Healthy Homes (OLHCHH) Lead Hazard Reduction (LHR) grants. The FY19 LHR/High Impact Neighborhood (HIN) grant for \$9.7M will assist approximately 250 units by the end of May 2025. The FY22 LHR grant for \$5.65M will assist 150 units by the end of 2026. The goal of these grants is to reduce and/or eliminate lead-based paint hazards in owner-occupied and rental properties where a child under the age of six (6) resides or regularly visits or where a pregnant woman resides. This is primarily done through property rehabilitation. The program gives priority to households with children who have elevated blood lead levels (EBLL).

HRD uses CDBG funds to provide statutorily required match for the HUD funded lead grants and funding for non-lead emergency repairs that are necessary in order to maintain the integrity of the lead work being performed (for example, new roof to avoid water damage). During 2023-2024 program year, 88 housing units were cleared of lead-based paint hazards in the City of Detroit utilizing HUD LHR funds.

**Healthy Homes Production (HHP) Grant:** HRD received a FY22 HHP grant with the period of performance starting in April 2022. Seventeen units were assisted during the 2023-2024 Program Year, primarily used to address lead hazards in housing units with people 62 and over, a person with a disability (receiving SSI/SSD) and/or a child under the age of 6. The HHP grant will assist approximately 125 housing units over 3.5 years.

**Child Health Insurance Plan (CHIP):** HRD has received a yearly allocation from the State of Michigan

Department of Health and Human Services (MDHHS) CHIP Community Development Lead Hazard Control Program funding since 2018 in the amount of \$1.2M/year. Those funds assist approximately 25 units each program year.

To respond to lead problems in Detroit, MDHHS and the Detroit Health Department (DHD) will continue to administer the **Childhood Lead Poisoning and Prevention Program (CLPPP)**. CLPPP's achievements includes the following: (1) Implemented comprehensive case management protocols for lead-burdened children to include home visits from advocates and public health nurses (2) Maintained a surveillance system for data accuracy (3) Distributed lead prevention education materials and provided presentations to community professionals and citizens (4) Developed a Memorandum of Understanding with the Housing and Revitalization Department to provide EBLL investigations and to facilitate the completion and submittal of grant applications to remediate the homes of lead burdened children.

### **Actions taken to reduce the number of poverty-level families. 91.220(k); 91.320(j)**

As noted in the 2020-2024 Consolidated Plan: housing, education, transportation, and job opportunities are important aspects of Detroit's anti-poverty strategy. These following anti-poverty factors are discussed: **Housing:** Affordable housing is key to an anti-poverty strategy. Detroit's low-income persons were aided by several grant programs. HOME and CDBG funds were used to build rental housing, help with down payment assistance and rehabilitate homes for low and moderate income persons/families. The City of Detroit used CDBG and ESG funds to prevent homelessness and assist those that are already homeless with shelter and supportive services. The City of Detroit also received HOPWA funding to address housing stability for those with an HIV/AIDS diagnosis. **Education:** Educational attainment is one key to bringing individuals out of poverty. There is a negative relationship between educational attainment and the jobless rate. One of goals of the Detroit Public School (DPS) is to create a high-demand, traditional public schools in every neighborhood while moving the district forward and eventually set it above all large urban school districts in the country. The DPS Community District approved a Community Education Commission, which will grade public schools and provide information to parents to help improve the district's overall performance. Additionally, the Detroit Promise Zone program will fund two years of community college for Detroit students who graduate from any school in the city. CDBG funding for educational programs continues to be a City priority. During the 2023-24 program year, the City of Detroit CDBG funds provided approximately \$2.7M for literacy, math, science, and job training programs. **Transportation:** Transportation to employment opportunities is important to combat the City's high jobless rate. The Detroit Department of Transportation (DDOT) operates 36 fixed transit routes in Detroit. Services operate 24 hours a day, 7 days a week, with 85,000 rides provided on a typical weekday. Transportation priorities include: (1) Improved cross-town transportation and options to get from the city to surrounding suburbs. (2) Purchasing 20 new buses annually to improve the reliability of the fleet. (3) Ensuring special needs groups (blind, deaf, disabled, and seniors) access to reliable transportation. (4) Supporting the new Regional Transit Authority (RTA) in developing a master transit plan. **Employment:** A significant cause of poverty is the lack of employment opportunities. Detroit at Work is a single point of entry program for

jobs and training opportunities within the City of Detroit. This program is a collaboration with the Detroit Employment Solutions Corporation (DESC), a non-profit agency dedicated to training and opportunities to match Detroiters to jobs. Some highlights of recent workforce initiatives includes: (1) a number of programs designed specifically to address particular populations such as veterans and newly released prisoners. (2) a Detroit Registered Apprentice Program (D-RAP); and (3) a Driver Responsibility Forgiveness fee that helps Detroiters get drivers licenses they lost back more quickly by participating in workforce training. Currently, the homelessness system is working closely with the Detroit at Work team to improve integration between the two systems, which includes data collection and cross-training. We hope to grow this relationship over the course of the next year.

#### **Actions taken to develop institutional structure. 91.220(k); 91.320(j)**

The City of Detroit has developed its institutional structure by establishing partnerships with City departments and agencies, public housing, private institutions, non-profit organizations and continuum of care providers. The City will continue to coordinate and collaborate with its partners. Included in the partnership structure are the expertise of contractors, service providers and others with the specialized knowledge needed to carry out programs and projects. The Consolidated Plan programs are usually accomplished through (carry out) the Housing and Revitalization Department, contracts with subrecipients, Community Based Development Organizations (CBDO), HOME program developers, Community Housing Development Organizations (CHDOs) and other City departments. Our entity partners, entity type and roles are described: City Departments and Agencies: Planning & Development Department (P&DD) is responsible for Historic designation advisory, historic review clearances, planning studies, site plan review, city master plan, zoning district boundaries approvals, and development plans; Detroit Building Authority is responsible for demolition of residential and commercial building and elimination of blight within the 7 districts in Detroit; Detroit Land Bank Authority is responsible for demolition of residential and commercial building and elimination of blight within the 7 districts in Detroit; Department of Neighborhoods is responsible for helping residents form block clubs and community associations; drive community engagement on neighborhood planning projects and other initiatives; resolve citizens' complaints; and educate residents on a broad range of City programs and policies; Detroit Health Department is responsible for providing programs/services, through The Housing Opportunities for Persons with AIDS (HOPWA) grant programs; and Tenant Based Rental Assistance (TBRA) and Housing Supportive Services; Building Safety Engineering and Environmental Department (BSEED) is responsible for lead hazard inspection for a rental property; rental housing compliance; Detroit Department of Transportation (DDOT) is responsible for public transportation operator of city

bus service in Detroit; and Wayne Metropolitan Community Action Agency (WMCAA) is responsible for homeless programs and services: WMCAA provides essential services, and community resources to low and moderate income individuals and families throughout all of Wayne County. The services include the following: Housing placement, moving, utility assistance, health care, weatherization, transportation and food. Public Housing Authority (PHA): Detroit Housing Commission (DHC) is responsible for public housing. The DHC manages the following program: Section Low income public housing. Redevelopment Authority: Detroit Economic Growth Corp is responsible for economic development. Private Industry: Local Initiatives Support Corporation (LICS) is responsible for the Zero Percent Home Repair Loan (homeowners program). In addition, to investing in affordable housing, growing businesses, safer streets, high-quality education and programs that connect people with financial opportunity. Continuum of Care: Homeless Action Network of Detroit (HAND) is responsible for homelessness, non-homeless special needs, public housing, rental and public services. Non-profit organizations: Fair Housing Center of Metropolitan Detroit is responsible for housing discrimination public services; Detroit Area of Aging Agency (DAAA) is responsible for senior public services and homelessness; Detroit Housing Coalition is responsible for foreclosure prevention public services and homelessness.

**Actions taken to enhance coordination between public and private housing and social service agencies. 91.220(k); 91.320(j)**

The Detroit Housing Commission (DHC) has allocated 20 percent of the Housing Choice Voucher allocation toward Project Based Vouchers (PBV). This effort allows for long term (20) year contracts of affordability housing for persons at 50 percent AMI and below. A large percentage of this activity is for new affordable units. Even though DHC has allocated 20% of the HCV vouchers as PBVs DHC is not issuing new PBVs but continuing to service what is currently in our pipeline. This is as a DHC exhausting its budget authority. There has been an overwhelming positive response from the community to the offering of PBVs coupled with an increase in the cost of housing. The Detroit Housing Commission has worked with HUD on sustaining affordable housing through Preservation/Opt-Out Voucher assistance associated with developments opting out of HUD contract programs.

The DHC established a local preference for homelessness and transitional housing from permanent supportive housing. DHC has amended both its Admissions and Continued Occupancy (ACOP) and Administrative Plan (Admin Plan) to reflect a shorter lookback period when reviewing criminal histories in the performance of eligibility screening. DHC worked with several social services organizations to make these changes. The DHC continued to develop new relationships resulting in the drafting of new agreements and updating of existing agreements to reduce homelessness. During the last week of June 2024 and first two weeks of July 2023 the DHC in conjunction through referrals from the City of Detroit housed 28 homeless families in multiple DHC developments. Furthermore, DHC has updated its internal

systems to further expedite the review process for homeless applicants (Yardi Upgrades).

DHC has several Memoranda of Understanding with services organizations to assist in housing Detroiters. DHC and the City of Detroit (Housing Revitalization Department and Detroit Health Department) have an MOU that provides 36 tenant-based vouchers for those referred by the City who need emergency housing due to public condemnation of their units. An MOU exists with the Health Department to provide vouchers to relocate families with children under 6 who have tested positive for Elevated Blood Levels for Lead (EBLL). To use 100 Emergency Housing Vouchers, funded by the American Recovery Plan Act (ARPA), DHC has MOUs with Homeless Organizations -- Out-Wayne and HAND (Detroit) and to a lesser extent, CAMs in Macomb and Oakland counties. These agencies also provide housing search assistance for those referred to DHC for the emergency vouchers under this program. DHC also has MOUs with the Michigan Department of Health and Human Services for Family Unification and Youth Aging Out of Foster Care. Lastly, for the Mainstream voucher program, DHC has three active MOUs with mental health agencies who refer clients to DHC and provide ongoing case management services.

**Identify actions taken to overcome the effects of any impediments identified in the jurisdictions analysis of impediments to fair housing choice. 91.520(a)**

The Analysis of Impediments to Fair Housing is a requirement for CDBG program compliance. The purpose of the analysis is to determine the possible existence of impediments to fair housing choice based on race, religion, sex, color, national origin, disability, or familial status (protected-classes). The following impediments to fair housing choice exist in the City of Detroit: (1) Discrimination in housing: families with children, disability, and race are high; (2) Rental Market: single mothers not able to get rental housing (3) Home insurance discrimination: different rates offered between black and white testers in the Detroit area (4) Lack of education and awareness of Fair Housing (5) Partnerships to further fair housing and (6) Language barriers for non-English speaking population. The following are proactive actions taken to eliminate impediments to fair housing: The City has established a Civil Rights, Inclusion & Opportunity (CRIO) department. CRIO has partnered with the Fair Housing Center of Metropolitan Detroit (FHCMD) to resolve housing discrimination issues. The CRIO department receives, investigates and makes findings on discrimination complaints in the areas of employment, housing, education, public service, medical care facilities and public accommodations to any protected-class person who believes they have been discriminated against within the City of Detroit. A CDBG sub-grantee, Legal Aid and Defender, assist Detroit residents with language barriers for non-English speaking persons. Legal Aid and Defender support staff and attorneys speak Spanish, Arabic, Chaldean, and French. Handouts and materials are available in Spanish, Arabic and other languages. Legal Aid uses Language Line as a resource for translation services. A CDBG sub-grantee, Latin Americans for Social and Economic Development (LASED), serves Hispanics and Southwest Detroit. LASED has partnered with the Michigan Department of Civil Rights (MDCR) to offer clients the option to file a discrimination complaint or ask questions. MDCR staff is on-site at LASED on the first Wednesday of every month. HRD continues

to encourage training for department staff, developers and non-profit housing providers on fair housing.

To promote awareness of Fair Housing, HRD department has continued to observe the National Fair Housing Month of April. National Fair Housing Month increases efforts to end housing discrimination and raises awareness of fair housing rights in communities across the country. Posted on the HRD website is a guide by FHCMD about fair housing laws and landlords-tenants. The City is committed to ensuring that quality housing is available and affordable for families of all incomes. The HRD website allows citizens to explore maps of affordable housing in Detroit, including what it means, and who is eligible.

## **CR-40 - Monitoring 91.220 and 91.230**

**Describe the standards and procedures used to monitor activities carried out in furtherance of the plan and used to ensure long-term compliance with requirements of the programs involved, including minority business outreach and the comprehensive planning requirements**

The Housing & Revitalization Department (HRD) is the responsible agency for ensuring compliance with all regulatory and statutory requirements relative to Community Planning and Development awards for the City of Detroit. Subrecipient contracts and service-level agreements are executed with partner agencies to facilitate programmatic activities. The agreements detail assigned responsibilities and performance measures to establish accountability standards. A monitoring strategy is used to assess Subrecipient performance and program effectiveness. Also, more effective work standards and protocols were established to thwart and mitigate challenges that could impede successful program performance. To be more strategic in our efforts and maximize available resources, risk assessments are applied to draft monitoring plans. Risk analyses target attention to program activities and participants that represent the greatest risk and susceptibility to fraud, waste, and mismanagement. Once the level of risk is determined for each Subrecipient, the appropriate monitoring strategy is implemented to achieve the following objectives:

1. To determine if a subrecipient is carrying out its community development program, and its individual activities, as described in the application for assistance and the Subrecipient Agreement.
2. To determine if a Subrecipient is carrying out its activities in a timely manner, in accordance with the schedule included in the Agreement.
3. To determine if a Subrecipient is charging costs to the project that is eligible under applicable laws and regulations and reasonable in light of the services or products delivered.
4. To determine if a Subrecipient is conducting its activities with adequate control over program and financial performance, and in a way that minimizes opportunities for waste, mismanagement, fraud, and abuse.
5. To assess if the Subrecipient has a continuing capacity to carry out the approved project, as well as future grants for which it may apply.
6. To identify potential problem areas and to assist the Subrecipient in complying with applicable laws and regulations.
7. To assist Subrecipient's in resolving compliance problems through discussion, negotiation, and the provision of technical assistance and training.
8. To provide adequate follow-up measures to ensure that performance and compliance deficiencies are corrected by Subrecipient's, and not repeated.
9. To ensure that required records are maintained to demonstrate compliance with applicable regulations.

HRD's monitoring plan involves a collaborative approach of programmatic and financial monitoring. HRD's program staff is responsible for monitoring the programmatic efforts of our Subrecipient's and service partners. Each project is assigned a dedicated program manager to complete an initial assessment of each contract award and facilitate programmatic monitoring of all Subrecipient activities as defined in the executed agreement. The City of Detroit's Office of Chief Financial Officer (OCFO) is assigned to conduct financial monitoring of covered activities. As the project advances, each organization is further evaluated for performance and effectiveness. This information is considered when determining future awards, as well. Below are more specific monitoring processes for HRD

programs and activities.

### **COMMUNITY DEVELOPMENT BLOCK GRANT (NOF)**

**Scheduled Program Monitoring:** Once a sub-recipient has been identified through a Risk Based Assessment for an on-site or remote program monitoring, a monitoring date is established with the sub-grantee (Subrecipient). A formal written letter is forwarded to the organization at least two (2) weeks prior to the scheduled visit (where possible), confirming the meeting date, purpose, as well as advising of specific documents, processes, and areas subject to review. During this visit, staff will verify that the programs outlined in the contract scope are being carried out as described in the agreement, as well as review documentation, conduct interviews with staff, and complete site inspections. The HRD staff conducting the program monitoring shall inform the Subrecipient of any program findings and/or concerns within thirty (30) days after the conclusion of the monitoring visit.

**Unscheduled/Scheduled Program Site Visit(s):** **Unscheduled Site Visit:** Staff performing an unscheduled site visit shall consult the Subrecipient's agreement to confirm the location and operating hours of the program. During this visit, staff will verify that the programs outlined in the Subrecipient scope are being carried out as described in the Subrecipient agreement. Program staff will review client and staff sign in sheets and confirm the program is operating within the Subrecipient's scope and budget. During any declared health emergency, pandemic or stay home/stay safe orders issued by the County, State, City or Federal Government all unscheduled site visits will be deferred until the orders are lifted. During the Covid-19 pandemic all unscheduled site visits were canceled in accordance with CDC recommendations and City stay at home/stay safe orders.

**Scheduled Site Visit:** Staff performing a scheduled site visit shall arrange a mutual date and time, by letter, with the Subrecipient at their program location. An entrance letter shall be sent by the project manager at least two weeks prior to the site visit outlining the documents and issues, and areas that will be reviewed. This visit will be scheduled during the normal operating hours of the Subrecipient to ensure the program is conducted during the hours as outlined in their proposal/scope of services. During any declared health emergency, pandemic or stay home/stay safe orders issued by the County, State, City or Federal Government all scheduled visits will be conducted in accordance with those orders taking all health care precautions.

**Desk Monitoring:** Desk Monitoring is performed on each contract award to ensure the standards and requirements are met according to the Subrecipient agreement, department policy, and regulatory requirements. Assigned program managers complete a Desk Monitoring Review Checklist that includes reviews of support and reimbursement documentation, as well as Subrecipient policies outlined in the Subrecipient agreement. Feedback regarding Subrecipient operations are communicated through deficiency letters and other documentation, as needed. During any declared health emergency, pandemic or stay home/stay safe orders issued by the County, State, City or Federal Government the primary monitoring of Subrecipients shall be a desk monitoring.



## EMERGENCY SOLUTIONS GRANT

The Housing & Revitalization Department (HRD) is the City of Detroit department responsible for ensuring compliance with all regulatory and statutory requirements relative to ESG and CDBG Homeless Public Service funding. Therefore, it is incumbent upon the HRD staff to ensure Emergency Solutions Grant funds or those specifically delineated as match are spent on time and in compliance with all regulatory, statutory, and mandates outlined in the subrecipient agreements. Housing and Revitalization staff also ensure adherence to the Continuum of Care's written standards and City of Detroit Policies and Procedures.

Programmatic monitoring is an essential part of ensuring the effectiveness of programs funded to meet the basic needs of those at risk of or experiencing homelessness and ensuring the policies and procedures outlined by the City of Detroit are being adhered to. HRD developed the following policy and procedures to ensure that subrecipient monitoring is an effective ongoing process.

The risk assessment tool is a comprehensive tool that reviews the past programmatic and financial performance of subrecipients. Completed risk assessments target attention to program activities and participants that represent the greatest risk of poor programmatic performance and/or susceptibility to fraud, waste, and mismanagement. Once the level of risk is determined for each subrecipient, the appropriate monitoring level is determined. The risk assessment is shared with financial auditing staff in the Office of the Controller, and their monitoring documents are integrated into the risk assessment score. To ensure compliance, all subrecipients will receive annual risk assessments prior to any program expenditure. In addition, programs scoring for "high" risk will have annual programmatic site monitoring. Those who receive "medium" will receive, at minimum, quarterly desk audits and a bi "low" score will, at minimum, receive a bi-annual site visit and an annual site visit. The City of Detroit may elect, at any time, to complete chart reviews to assess the quality of services offered to program participants or address regulatory concerns. The City of Detroit will issue a formal finding letter within 60 days following any desk or site monitoring. Any areas of concern will require a corrective action plan from the subrecipient. Failure to submit an acceptable plan of correction within the timeline outlined in the finding letter can result in additional action ranging from placing a hold on reimbursement requests to reallocation of funds awarded to the organization. These decisions will be made in concert with the Office of the Controller's monitoring staff and will be based on the seriousness of the original findings and the responsiveness of the subrecipient. Programmatic monitoring for homeless service organizations encompasses the following:

Review of Policies and Procedures that outline client service provision

- File review of randomly selected client files, including review and comparison of information provided in the HMIS record with paper files
- For site-based projects, a physical inspection of the facility
- Staff Interviews

## HOME

The City of Detroit Housing and Revitalization Department's Asset Management Team oversees the monitoring of all projects currently in their HOME Investment Partnership Program compliance period. The Asset Management Team consists of the Director of Asset Management and four Asset Managers. The Asset Management Team has approved and implemented policies and procedures that include monitoring and reviewing the HOME portfolio on an annual basis. This includes but is not limited to coordinating with the City's third-party contractor, National Consulting Services, LLC (NCS), the City's third-party loan servicer Mino, and the Housing and Revitalization Department's (HRD) Construction Management Team.

NCS conducts the verification of the household incomes by collecting proof of income from a sample size of the households from each property management company that manages a HOME-assisted project. NCS informs the City of Detroit's Asset Management Team if each HOME-assisted project is leasing all units at the rental rates required per the regulations as stated in 24 CFR 92 and that each unit is occupied by an income-eligible household.

HRD's Construction Management Team schedules and performs on-site inspections of rental housing projects that are in their HOME compliance period. The Construction Management Team makes sure the HOME-assisted projects meet all Emergency Health and Safety (EHS) requirements and Section 8 Housing Quality Standards (HQS). During these on-site inspections, the member of the City's Construction Management Team that is conducting the inspection follows all health and safety requirements as approved by the City of Detroit's Health Department; this includes following safety protocols designed to prevent the spread of COVID-19. The Construction Management Team and the Asset Management Team both review the EHS and HQS reports and notify owners of compliance or non-compliance. The Construction Management Team and Asset Management Team continue to communicate with the property managers and property owners until their HOME-assisted projects meet all compliance requirements for each compliance year.

The City of Detroit Housing and Revitalization Department's Asset Management Team conducts regular monitoring of the loans funded through the HOME Investment Partnership Program. The goal of the City of Detroit's Asset Management Team is to complete a comprehensive review of each HOME Loan on an annual basis. Monitoring includes the identification and review of each multi-family or scattered-site real estate project secured as collateral for each HOME Loan. Performance of the subject property (used to secure the HOME Loan) is measured upon review of audited or unaudited financials, payment history, certified rent rolls, and photographs of the subject property.

The majority of the City of Detroit's HOME Loans are secured by a Mortgage on the land and all improvements fixed to the land. Additionally, HOME Loans are typically secured by an Assignment of Leases and Rents on the property and a uniform commercial code filing on all personal property associated with the project and owned by the HOME Loan borrowing entity. The land and all improvements fixed to the land are also typically encumbered with an Affordable Housing Restriction. The terms of an existing HOME Loan can be modified upon agreement between the City of Detroit and the current HOME Loan borrower. A comprehensive write-up is completed by the Asset Manager for each modification. That same Asset Manager will work on that specific loan until the modification is closed.

## **HOPWA**

The City of Detroit's Housing and Revitalization Department (HRD) is responsible for administering, monitoring and overall compliance of the HOPWA program, which is funded by formula grants from HUD. The Detroit Health Department (DHD) is responsible for administering the grant, selecting project sponsors and contractors to assist in the administration of the program. Monitoring of those providers are the responsibility of DHD, with HRD oversight. Staff complete and monitor all leases of HOPWA assisted units to ensure compliance and conforms to the Housing Quality Standards (HQS) procedures for properties funded through HOPWA. Recertification occurs once per year on client's anniversary date, with staff monitoring households 3 times per year based on individualized housing plans.

## **PUBLIC FACILITY REHABILITATION PROGRAM**

The Public Facility Rehabilitation program is a construction-based grant program that awards CDBG grants to non-profits who undertake public service activities within the City. The grants allow the subrecipient to bring the property in which the public service activity is taking place, up to local, state and federal code. After an award is granted, the HRD staff monitors the award as follows:

1. Desktop monitoring is performed with every payment request that is submitted from the Subrecipient to the Public Facility Rehabilitation Program Manager.
  - a. This includes reviewing partial and conditional lien waivers, sworn statements, AIA form completed by the Architect of Record and signed by the General Contractor and any additional source documentation that accompanies the payment request package.
2. Requiring the subrecipient to submit a final inspection that is certified by a licensed architect or engineer.
3. Requiring the subrecipient to submit final unconditional lien waivers, sworn statements, beneficiary data and before and after pictures.
4. Requiring ongoing public service activities within facility for 5-years.
5. Filing a lien encumbering the facility from the date of the project being completed.

## **FINANCIAL MONITORING**

The Office of Development and Grants (ODG)-Compliance Division is obligated by federal regulations to conduct financial monitoring of all Subrecipients receiving grant funding in accordance with federal, state and local government requirements. The purpose is to ensure Subrecipients comply with applicable federal, state and local standards and contract specifications.

The monitoring process consists of the following key phases: Risk Assessment, Monitoring and Corrective Action Management. The Risk Assessment determines whether the Subrecipient will receive desk or on-site monitoring. During both reviews, a request is made for specific current documentation which includes but is not limited to: Financial Statements; Certificates of Insurance; Accounting policies and procedures, including internal controls; Organizational documents; Payroll items; Bank Reconciliations and if applicable, Program Income, Indirect Costs and Davis-Bacon information. Due to COVID all monitoring has been conducted remotely since March 2020. Onsite monitoring is planned to resume in 2025.

Through the key phases of the financial monitoring, the audit staff ensures regulatory compliance and monitors for the potential of fraud, waste, mismanagement, and/or other opportunities for potential abuse. As part of the year-end audit requirements, Subrecipients are required to submit fiscal reports. Non-profit organizations expending more than \$750,000 in federal funds are required to submit a copy of their Single Audit to adhere to the OMB A-133 Audit requirements. The Single Audit serves as an additional monitoring tool used to evaluate the fiscal accountability of Subrecipients and is required to be submitted whether or not there were findings. If the Single Audit is not applicable the Subrecipient must ensure that Audited Financial Statements and/or IRS FORM 990 are submitted.

The audit staff also works with Subrecipients to provide guidance in correcting deficiencies identified through discussion and/or technical assistance.

## **Citizen Participation Plan 91.105(d); 91.115(d)**

### **Description of the efforts to provide citizens with reasonable notice and an opportunity to comment on performance reports.**

The Consolidated Annual Performance and Evaluation Report (CAPER) is the annual report provided to HUD describing the outcomes for federally funded CDBG, HOME, ESG and HOPWA grant programs.

To provide citizens with reasonable notice and the opportunity to comment on the CAPER report, a draft CAPER was made available for public review and comment on the City's website

([www.detroitmi.gov/hrd](http://www.detroitmi.gov/hrd)). The review and comment period is September 11 - September 26, 2024.

Citizens were invited to comment on the draft CAPER anytime during the review period-- or during the virtual public hearing. The CAPER virtual public hearing will be held on Tuesday, September 24, 2024, from 5:00 pm to 6:00 pm via Microsoft Teams. The following financial reports were available for public review:

1. PR03 – CDCG Activity Summary Report
2. PR10 - CDBG Housing Activities (Rehabilitation)
3. PR23 – Summary of Accomplishments Report
4. PR26 – Financial Summary Report
5. 2023 Draft Consolidated Annual Performance and Evaluation Report (CAPER)

All citizens' comments will be summarized and included in the 2023 CAPER (final report).

## **CR-45 - CDBG 91.520(c)**

**Specify the nature of, and reasons for, any changes in the jurisdiction's program objectives and indications of how the jurisdiction would change its programs as a result of its experiences.**

For fiscal year July 1, 2023 to June 30, 2024, there were no significant changes to the City of Detroit CDBG program objectives and activities. However, there were amendments to the past Annual Action Plans as required by HUD CPD notices to add the CARES ACT funds including CDBG-CV-1, CDBG CV-3, ESG CV-1, ESG CV-2 and HOPWA CV-1.

Also, the City added the allocation for the HOME Investment Partnerships Program -American Rescue Plan (HOME-ARP) and due to flooding of June 2021, the City was awarded funding for the CDBG Disaster Recovery program.

**Does this Jurisdiction have any open Brownfields Economic Development Initiative (BEDI) grants?**

No

**[BEDI grantees] Describe accomplishments and program outcomes during the last year.**

## **CR-50 - HOME 91.520(d)**

**Include the results of on-site inspections of affordable rental housing assisted under the program to determine compliance with housing codes and other applicable regulations**

**Please list those projects that should have been inspected on-site this program year based upon the schedule in §92.504(d). Indicate which of these were inspected and a summary of issues that were detected during the inspection. For those that were not inspected, please indicate the reason and how you will remedy the situation.**

The Housing and Revitalization Department (HRD), with assistance from National Consulting Services, LLC (NCS), is actively conducting compliance on 121 projects that were financed with proceeds from the HOME Investment Partnerships Program and are still in their compliance period per IDIS.

HRD has developed the following process to ensure inspections and compliance are met. This is monitored by HRD's Asset Management and Construction Management teams.

1. NCS sends a request to HRD of which projects needs a physical inspection completed.
2. HRD engages the property manager of each project to schedule a date for inspection. Inspections for each project are typically scheduled prior to the anniversary date it was closed in IDIS.
3. HRD's Inspector conducts each site visit and reports their findings to NCS. NCS reviews each inspection, along with financial statements, rent rolls, tenant income information, and all other information pertinent to the subject property meeting compliance.
4. NCS sends a report to HRD of which projects are in compliance, which projects are out of compliance and what items need to be satisfied to get into compliance with the HOME Investment Partnerships Program.

HRD is continuously working to ensure current year's inspections are completed during the current year and previous years are completed over time (the next two reporting periods). During Fiscal Year 2023-2024, inspections have been completed on 16 projects, consisting of 945 units in total. Of these projects, 14 are in physical compliance. (A list of the project inspections scheduled and completed is in the appendix.)

In the past year, capacity constraints have prevented the HRD Inspector from being able to inspect as many projects as typical in the HOME portfolio. HRD is actively discussing ways to increase capacity and ways to prioritize upcoming inspections.

NCS does not actively perform compliance on projects that have passed their HOME affordability period. HRD does conduct site inspections for projects that are past their HOME compliance period when the HOME Loan Borrower is requesting a modification and has an outstanding loan balance. Site inspections conducted by HRD for projects past their compliance period must meet, at a minimum, all emergency

health and safety standards. In the event HRD's property inspector identifies projects with emergency health and safety issues, the property manager has 72 hours to address the issues and notify HRD that they have been corrected.

NCS is under contract with the City of Detroit to continue providing compliance-related services to HRD through June 30, 2027.

**An assessment of the jurisdiction's affirmative marketing actions for HOME units. 91.520 (e) and 92.351(a)**

The City's standard development and loan agreement requires the developer agrees to affirmatively market the completed projects and maintain records of affirmative marketing efforts. This includes the requirement for owners to notify the Detroit Housing Commission or other identified outreach agency when any rental units are vacated and prior to filing those respective vacancies. In addition, the City's loan documents now require developers to commit to list their property on the City's Detroit Home Connect affordable housing locator website, and provide information on start of leasing, vacancies and waitlist status.

**Data on the amount and use of program income for projects, including the number of projects and owner and tenant characteristics.**

The City of Detroit received a total of \$247,176.75 from our HOME Loan borrowers during the 2023-2024 Fiscal Year (July 1, 2023 – June 30, 2024). None of this program's income was used to fund hard and soft costs for multi-development projects during the reporting period. None of the program income generated in fiscal year 2023-2024 was used for project administration costs.

**Other actions taken to foster and maintain affordable housing. 91.220(k) (STATES ONLY: Including the coordination of LIHTC with the development of affordable housing). 91.320(j)**

The City of Detroit Housing and Revitalization Department continued to expand their Asset Management Team by hiring an additional Asset Manager to actively monitor the HOME Loan portfolio. When appropriate, the Asset Managers work with borrowers to complete modifications of existing HOME Loans. The Asset Management team is also continuing to work with its loan servicer, Mino Lending Solutions, to oversee borrower invoicing and collection of program income. In the past fiscal year, the team began meeting with Mino on a biweekly basis to ensure that information in the software is accurately updated regularly. The Asset Management Team is currently working on three HOME Loan modifications which are projected to result in the preservation of 89 HOME units in the next fiscal year.

The Housing and Revitalization Department also provided pre-development services for owners and



developers of existing affordable housing, offering capital needs assessments, energy audits, environmental assessments, financial modeling and tenant engagement services serving 12 projects and a total of 1,056 units in FY 2023-2024. Of these, affordability has been preserved for twenty-two units and an additional 30 residents, and another 374 units are in pre-development with preservation expected within the next 6 months.

The City of Detroit supports home rehabilitation and homebuyer assistance for low- and moderate-income homebuyers, through CDBG as well as modification of existing HOME loans for scatter site rental properties eligible for sales. There were 9 homes that were originally financed with HOME funds that were transferred from rental to homeownership in FY2023-2024. Through this process the City has been able to help stabilize extremely low-income, low-income and moderate-income households as well as assist them in building wealth through homeownership.

Additionally, HRD issues an Affordable Housing Leverage Fund Notice of Funding Availability (NOFA) on a bi-annual basis. Loan Proceeds and other resources are made available to qualified developers through the HOME Investment Partnership Program, Community Development Block Grant program, Affordable Housing Development and Preservation Fund, and American Rescue Plan Act. Applications are now being reviewed for the September 2024 NOFA. See CR-20 for additional information.

## CR-55 - HOPWA 91.520(e)

### Identify the number of individuals assisted and the types of assistance provided

Table for report on the one-year goals for the number of households provided housing through the use of HOPWA activities for: short-term rent, mortgage, and utility assistance payments to prevent homelessness of the individual or family; tenant-based rental assistance; and units provided in housing facilities developed, leased, or operated with HOPWA funds.

Number of Households Served Through:	One-year Goal	Actual
Short-term rent, mortgage, and utility assistance to prevent homelessness of the individual or family	50	76
Tenant-based rental assistance	250	245
Units provided in permanent housing facilities developed, leased, or operated with HOPWA funds	50	0
Units provided in transitional short-term housing facilities developed, leased, or operated with HOPWA funds	0	0
<b>Total</b>	<b>350</b>	<b>321</b>

Table 14 – HOPWA Number of Households Served

### Narrative

There were 76 individuals assisted for STRMU and 245 individuals assisted for TBRA.

The City of Detroit and County of Wayne receive HOPWA funds to provide housing services to individuals who are HIV positive and meet the federal income guidelines for eligible housing services within the HOPWA EMA (inclusive of the COD and Wayne county)/ According to the US Census, it is estimated that in 2020 the population size for the State of Michigan is 10.8 million and 1.79 or 18% of the state's population resides within the HOPWA EMA (census.gov) 7235 persons living with HIV (PLWH) reside in the HOPWA EMA and make up 42% of the State of Michigan's PLWH. (MDHHS-Michigan Statewide Surveillance Report -New Diagnosis and Prevalence Tables.)

## CR-58 – Section 3

Identify the number of individuals assisted and the types of assistance provided

<b>Total Labor Hours</b>	<b>CDBG</b>	<b>HOME</b>	<b>ESG</b>	<b>HOPWA</b>	<b>HTF</b>
Total Number of Activities	2	0	0	0	0
Total Labor Hours	2,978				
Total Section 3 Worker Hours	53				
Total Targeted Section 3 Worker Hours					

**Table 15 – Total Labor Hours**

<b>Qualitative Efforts - Number of Activities by Program</b>	<b>CDBG</b>	<b>HOME</b>	<b>ESG</b>	<b>HOPWA</b>	<b>HTF</b>
Outreach efforts to generate job applicants who are Public Housing Targeted Workers					
Outreach efforts to generate job applicants who are Other Funding Targeted Workers.	2				
Direct, on-the job training (including apprenticeships).					
Indirect training such as arranging for, contracting for, or paying tuition for, off-site training.					
Technical assistance to help Section 3 workers compete for jobs (e.g., resume assistance, coaching).					
Outreach efforts to identify and secure bids from Section 3 business concerns.	2				
Technical assistance to help Section 3 business concerns understand and bid on contracts.					
Division of contracts into smaller jobs to facilitate participation by Section 3 business concerns.					
Provided or connected residents with assistance in seeking employment including: drafting resumes, preparing for interviews, finding job opportunities, connecting residents to job placement services.					
Held one or more job fairs.					
Provided or connected residents with supportive services that can provide direct services or referrals.					
Provided or connected residents with supportive services that provide one or more of the following: work readiness health screenings, interview clothing, uniforms, test fees, transportation.					
Assisted residents with finding child care.					
Assisted residents to apply for, or attend community college or a four year educational institution.					
Assisted residents to apply for, or attend vocational/technical training.					
Assisted residents to obtain financial literacy training and/or coaching.					
Bonding assistance, guaranties, or other efforts to support viable bids from Section 3 business concerns.					
Provided or connected residents with training on computer use or online technologies.					
Promoting the use of a business registry designed to create opportunities for disadvantaged and small businesses.					
Outreach, engagement, or referrals with the state one-stop system, as designed in Section 121(e)(2) of the Workforce Innovation and Opportunity Act.					

Other.	2				
--------	---	--	--	--	--

**Table 16 – Qualitative Efforts - Number of Activities by Program**

## Narrative

Two projects closed and final payment processed during the fiscal, LA SED and Midtown West II.

"Other" above consist of Section 3 language included with NOFA, contracts, and TA with developer, general contractors, & subs.

# CR-60 - ESG 91.520(g) (ESG Recipients only)

## ESG Supplement to the CAPER in *e-snaps*

### For Paperwork Reduction Act

#### 1. Recipient Information—All Recipients Complete

##### Basic Grant Information

Recipient Name	DETROIT
Organizational DUNS Number	006530661
UEI	
EIN/TIN Number	386004606
Identify the Field Office	DETROIT
Identify CoC(s) in which the recipient or subrecipient(s) will provide ESG assistance	Detroit CoC

##### ESG Contact Name

Prefix	Ms.
First Name	Julie
Middle Name	
Last Name	Schneider
Suffix	
Title	Director, HRD, City of Detroit

##### ESG Contact Address

Street Address 1	2 Woodward Ave, #908
Street Address 2	
City	Detroit
State	MI
ZIP Code	48226-
Phone Number	3132246380
Extension	
Fax Number	3132244579
Email Address	Schneiderju@detroitmi.gov

##### ESG Secondary Contact

Prefix	Mrs.
First Name	Terra
Last Name	Linzner
Suffix	
Title	Homelessness Solutions Director
Phone Number	3136285776
Extension	
Email Address	Linznert@detroitmi.gov

## 2. Reporting Period—All Recipients Complete

Program Year Start Date 07/01/2023  
Program Year End Date 06/30/2024

### 3a. Subrecipient Form – Complete one form for each subrecipient

**Subrecipient or Contractor Name:** ALTERNATIVES FOR GIRLS

**City:** DETROIT

**State:** MI

**Zip Code:** 99999,

**DUNS Number:**

**UEI:**

**Is subrecipient a victim services provider:** Y

**Subrecipient Organization Type:** Other Non-Profit Organization

**ESG Subgrant or Contract Award Amount:** 258585.81

**Subrecipient or Contractor Name:** COALITION ON TEMPORARY SHELTERS

**City:** DETROIT

**State:** MI

**Zip Code:** 48201-2722

**DUNS Number:** 161078902

**UEI:**

**Is subrecipient a victim services provider:** N

**Subrecipient Organization Type:** Other Non-Profit Organization

**ESG Subgrant or Contract Award Amount:** 182915.51

**Subrecipient or Contractor Name:** COMMUNITY & HOME SUPPORTS

**City:** Detroit

**State:** MI

**Zip Code:** 48201-3421

**DUNS Number:** 026320691

**UEI:**

**Is subrecipient a victim services provider:** N

**Subrecipient Organization Type:** Other Non-Profit Organization

**ESG Subgrant or Contract Award Amount:** 183511.96

**Subrecipient or Contractor Name:** CASS COMMUNITY SOCIAL SERVICES, INC.

**City:** Detroit

**State:** MI

**Zip Code:** 48206-1269

**DUNS Number:** 167525070

**UEI:**

**Is subrecipient a victim services provider:** N

**Subrecipient Organization Type:** Other Non-Profit Organization

**ESG Subgrant or Contract Award Amount:** 250000

**Subrecipient or Contractor Name:** COMMUNITY & HOME SUPPORTS (Shelter Placement)

**City:** Detroit

**State:** MI

**Zip Code:** 48201-3421

**DUNS Number:** 026320691

**UEI:**

**Is subrecipient a victim services provider:** N

**Subrecipient Organization Type:** Other Non-Profit Organization

**ESG Subgrant or Contract Award Amount:** 307106.48

**Subrecipient or Contractor Name:** DRMM 440 East Grand

**City:** Detroit

**State:** MI

**Zip Code:** 48207-3637

**DUNS Number:** N/A

**UEI:**

**Is subrecipient a victim services provider:** N

**Subrecipient Organization Type:** Other Non-Profit Organization

**ESG Subgrant or Contract Award Amount:** 50000

**Subrecipient or Contractor Name:** DRMM EMERGENCY SHELTER

**City:** Detroit

**State:** MI

**Zip Code:** 48201-2203

**DUNS Number:** 094547247

**UEI:**

**Is subrecipient a victim services provider:** N

**Subrecipient Organization Type:** Other Non-Profit Organization

**ESG Subgrant or Contract Award Amount:** 194228.53

**Subrecipient or Contractor Name:** DRMM GENESIS HOUSE II CHICAGO

**City:** Detroit

**State:** MI

**Zip Code:** 48201-2410

**DUNS Number:** N/A

**UEI:**

**Is subrecipient a victim services provider:** N

**Subrecipient Organization Type:** Other Non-Profit Organization

**ESG Subgrant or Contract Award Amount:** 323646.28

**Subrecipient or Contractor Name:** DETROIT RESCUE MISSION MINISTRIES - Woodward

**City:** Detroit

**State:** MI

**Zip Code:** 48203-3610

**DUNS Number:** 094547247

**UEI:**

**Is subrecipient a victim services provider:** N

**Subrecipient Organization Type:** Other Non-Profit Organization

**ESG Subgrant or Contract Award Amount:** 50000

**Subrecipient or Contractor Name:** HOMELESS ACTION NETWORK OF DETROIT

**City:** Detroit

**State:** MI

**Zip Code:**

**DUNS Number:** 154693043

**UEI:**

**Is subrecipient a victim services provider:** N

**Subrecipient Organization Type:** Other Non-Profit Organization

**ESG Subgrant or Contract Award Amount:** 153036.89

**Subrecipient or Contractor Name:** NEIGHBORHOOD SERVICES ORGANIZATION

**City:** Detroit

**State:** MI

**Zip Code:** 48226-1400

**DUNS Number:** 043419399

**UEI:**

**Is subrecipient a victim services provider:** N

**Subrecipient Organization Type:** Other Non-Profit Organization

**ESG Subgrant or Contract Award Amount:** 250000



**Subrecipient or Contractor Name:** OPERATION GET DOWN

**City:** Detroit

**State:** MI

**Zip Code:** 48213-3112

**DUNS Number:** 106504459

**UEI:**

**Is subrecipient a victim services provider:** N

**Subrecipient Organization Type:** Other Non-Profit Organization

**ESG Subgrant or Contract Award Amount:** 50000

**Subrecipient or Contractor Name:** THE SALVATION ARMY

**City:** Detroit

**State:** MI

**Zip Code:** 48219-1345

**DUNS Number:** 123528549

**UEI:**

**Is subrecipient a victim services provider:** N

**Subrecipient Organization Type:** Other Non-Profit Organization

**ESG Subgrant or Contract Award Amount:** 110000

**Subrecipient or Contractor Name:** WAYNE METROPOLITAN COMMUNITY ACTION AGENCY

**City:** Detroit

**State:** MI

**Zip Code:** 48202-3165

**DUNS Number:** 053258109

**UEI:**

**Is subrecipient a victim services provider:** N

**Subrecipient Organization Type:** Other Non-Profit Organization

**ESG Subgrant or Contract Award Amount:** 243829.54



## CR-65 - Persons Assisted (SEE SAGE REPORT)

### 4. Persons Served

#### 4a. Complete for Homelessness Prevention Activities

Number of Persons in Households	Total
Adults	0
Children	0
Don't Know/Refused/Other	0
Missing Information	0
<b>Total</b>	<b>0</b>

Table 16 – Household Information for Homeless Prevention Activities

#### 4b. Complete for Rapid Re-Housing Activities

Number of Persons in Households	Total
Adults	0
Children	0
Don't Know/Refused/Other	0
Missing Information	0
<b>Total</b>	<b>0</b>

Table 17 – Household Information for Rapid Re-Housing Activities

#### 4c. Complete for Shelter

Number of Persons in Households	Total
Adults	0
Children	0
Don't Know/Refused/Other	0
Missing Information	0
<b>Total</b>	<b>0</b>

Table 18 – Shelter Information

#### 4d. Street Outreach

Number of Persons in Households	Total
Adults	0
Children	0
Don't Know/Refused/Other	0
Missing Information	0
<b>Total</b>	<b>0</b>

Table 19 – Household Information for Street Outreach

#### 4e. Totals for all Persons Served with ESG

Number of Persons in Households	Total
Adults	0
Children	0
Don't Know/Refused/Other	0
Missing Information	0
<b>Total</b>	<b>0</b>

Table 20 – Household Information for Persons Served with ESG

#### 5. Gender—Complete for All Activities

	Total
Male	0
Female	0
Transgender	0
Don't Know/Refused/Other	0
Missing Information	0
<b>Total</b>	<b>0</b>

Table 21 – Gender Information

## 6. Age—Complete for All Activities

	Total
Under 18	0
18-24	0
25 and over	0
Don't Know/Refused/Other	0
Missing Information	0
<b>Total</b>	<b>0</b>

Table 22 – Age Information

## 7. Special Populations Served—Complete for All Activities

Number of Persons in Households				
Subpopulation	Total	Total Persons Served – Prevention	Total Persons Served – RRH	Total Persons Served in Emergency Shelters
Veterans	0	0	0	0
Victims of Domestic Violence	0	0	0	0
Elderly	0	0	0	0
HIV/AIDS	0	0	0	0
Chronically Homeless	0	0	0	0
<b>Persons with Disabilities:</b>				
Severely Mentally Ill	0	0	0	0
Chronic Substance Abuse	0	0	0	0
Other Disability	0	0	0	0
Total (Unduplicated if possible)	0	0	0	0

Table 23 – Special Population Served

## CR-70 – ESG 91.520(g) - Assistance Provided and Outcomes

### 10. Shelter Utilization

Number of New Units - Rehabbed	0
Number of New Units - Conversion	150
Total Number of bed-nights available	400,457
Total Number of bed-nights provided	382,419
Capacity Utilization	95%

Table 24 – Shelter Capacity

### 11. Project Outcomes Data measured under the performance standards developed in consultation with the CoC(s)

The City of Detroit worked with the greater Continuum of Care to establish written standards which include project outcome data measured for each program type funded under ESG, as well as our multi year implementation plan to move toward performance-based contracting. The established outcomes are listed in the attachment section of this report. We have established baseline and performance benchmarks for subrecipients to achieve to drive funding decisions. These metrics are focusing on improving outcomes, for all programs funded through ESG.

## CR-75 – Expenditures

### 11. Expenditures

#### 11a. ESG Expenditures for Homelessness Prevention

	Dollar Amount of Expenditures in Program Year		
	2021	2022	2023 (see Sage)
Expenditures for Rental Assistance	0	41,684	
Expenditures for Housing Relocation and Stabilization Services - Financial Assistance	0	42,407	
Expenditures for Housing Relocation & Stabilization Services - Services	0	107,457	
Expenditures for Homeless Prevention under Emergency Shelter Grants Program	106,614	197,548	
<b>Subtotal Homelessness Prevention</b>	<b>106,614</b>	<b>389,096</b>	

Table 25 – ESG Expenditures for Homelessness Prevention

#### 11b. ESG Expenditures for Rapid Re-Housing

	Dollar Amount of Expenditures in Program Year		
	2021	2022	2023 (see Sage)
Expenditures for Rental Assistance	51,803	63,335	
Expenditures for Housing Relocation and Stabilization Services - Financial Assistance	0	4,130	
Expenditures for Housing Relocation & Stabilization Services - Services	0	47,148	
Expenditures for Homeless Assistance under Emergency Shelter Grants Program	0	0	
<b>Subtotal Rapid Re-Housing</b>	<b>51,803</b>	<b>114,613</b>	

Table 26 – ESG Expenditures for Rapid Re-Housing

#### 11c. ESG Expenditures for Emergency Shelter

	Dollar Amount of Expenditures in Program Year		
	2021	2022	2023 (see Sage)
Essential Services	0	547,729	
Operations	901,439	149,204	
Renovation	0	0	0

Major Rehab	0	0	0
Conversion	0	0	0
<b>Subtotal</b>	<b>901,439</b>	<b>696,933</b>	

**Table 27 – ESG Expenditures for Emergency Shelter**

#### **11d. Other Grant Expenditures**

	<b>Dollar Amount of Expenditures in Program Year</b>		
	<b>2021</b>	<b>2022</b>	<b>2023 (see Sage)</b>
Street Outreach	115,603	0	0
HMIS	0	0	0
Administration	0	15,855	

**Table 28 - Other Grant Expenditures**

#### **11e. Total ESG Grant Funds**

<b>Total ESG Funds Expended</b>	<b>2021</b>	<b>2022</b>	<b>2023 (see Sage)</b>
	1,175,459	1,216,497	

**Table 29 - Total ESG Funds Expended**

#### **11f. Match Source**

	<b>2021</b>	<b>2022</b>	<b>2023 (see Sage)</b>
Other Non-ESG HUD Funds	2,566,449	2,249,641	
Other Federal Funds	0	0	0
State Government	0	0	0
Local Government	0	0	0



Private Funds	0	0	0
Other	0	0	0
Fees	0	0	0
Program Income	0	0	0
<b>Total Match Amount</b>	<b>2,566,449</b>	<b>2,249,641</b>	

**Table 30 - Other Funds Expended on Eligible ESG Activities**

**11g. Total**

<b>Total Amount of Funds Expended on ESG Activities</b>	<b>2021</b>	<b>2022</b>	<b>2023 (see Sage)</b>
	3,741,908	3,466,138	

**Table 31 - Total Amount of Funds Expended on ESG Activities**

# **PR-26 FINANCIAL SUMMARY - CDBG**



Office of Community Planning and Development  
U.S. Department of Housing and Urban Development  
Integrated Disbursement and Information System  
PR26 - CDBG Financial Summary Report  
Program Year 2023  
DETROIT , MI

DATE: 09-27-24  
TIME: 21:46  
PAGE: 1

**PART I: SUMMARY OF CDBG RESOURCES**

01 UNEXPENDED CDBG FUNDS AT END OF PREVIOUS PROGRAM YEAR	52,150,639.20
02 ENTITLEMENT GRANT	34,030,759.00
03 SURPLUS URBAN RENEWAL	0.00
04 SECTION 108 GUARANTEED LOAN FUNDS	0.00
05 CURRENT YEAR PROGRAM INCOME	7,746,486.22
05a CURRENT YEAR SECTION 108 PROGRAM INCOME (FOR SI TYPE)	19,478.58
06 FUNDS RETURNED TO THE LINE-OF-CREDIT	0.00
06a FUNDS RETURNED TO THE LOCAL CDBG ACCOUNT	0.00
07 ADJUSTMENT TO COMPUTE TOTAL AVAILABLE	0.00
08 TOTAL AVAILABLE (SUM, LINES 01-07)	93,947,363.00

**PART II: SUMMARY OF CDBG EXPENDITURES**

09 DISBURSEMENTS OTHER THAN SECTION 108 REPAYMENTS AND PLANNING/ADMINISTRATION	26,888,636.21
10 ADJUSTMENT TO COMPUTE TOTAL AMOUNT SUBJECT TO LOW/MOD BENEFIT	0.00
11 AMOUNT SUBJECT TO LOW/MOD BENEFIT (LINE 09 + LINE 10)	26,888,636.21
12 DISBURSED IN IDIS FOR PLANNING/ADMINISTRATION	6,271,680.81
13 DISBURSED IN IDIS FOR SECTION 108 REPAYMENTS	14,103,997.52
14 ADJUSTMENT TO COMPUTE TOTAL EXPENDITURES	0.00
15 TOTAL EXPENDITURES (SUM, LINES 11-14)	47,264,314.54
16 UNEXPENDED BALANCE (LINE 08 - LINE 15)	46,683,048.46

**PART III: LOWMOD BENEFIT THIS REPORTING PERIOD**

17 EXPENDED FOR LOW/MOD HOUSING IN SPECIAL AREAS	0.00
18 EXPENDED FOR LOW/MOD MULTI-UNIT HOUSING	0.00
19 DISBURSED FOR OTHER LOW/MOD ACTIVITIES	21,360,653.88
20 ADJUSTMENT TO COMPUTE TOTAL LOW/MOD CREDIT	0.00
21 TOTAL LOW/MOD CREDIT (SUM, LINES 17-20)	21,360,653.88
22 PERCENT LOW/MOD CREDIT (LINE 21/LINE 11)	79.44%

**LOW/MOD BENEFIT FOR MULTI-YEAR CERTIFICATIONS**

23 PROGRAM YEARS(PY) COVERED IN CERTIFICATION	PY: 2023 PY: PY:
24 CUMULATIVE NET EXPENDITURES SUBJECT TO LOW/MOD BENEFIT CALCULATION	26,737,673.35
25 CUMULATIVE EXPENDITURES BENEFITTING LOW/MOD PERSONS	21,209,691.02
26 PERCENT BENEFIT TO LOW/MOD PERSONS (LINE 25/LINE 24)	79.33%

**PART IV: PUBLIC SERVICE (PS) CAP CALCULATIONS**

27 DISBURSED IN IDIS FOR PUBLIC SERVICES	7,104,828.81
28 PS UNLIQUIDATED OBLIGATIONS AT END OF CURRENT PROGRAM YEAR	3,181,085.46
29 PS UNLIQUIDATED OBLIGATIONS AT END OF PREVIOUS PROGRAM YEAR	6,110,499.70
30 ADJUSTMENT TO COMPUTE TOTAL PS OBLIGATIONS	(1,382,334.43)
31 TOTAL PS OBLIGATIONS (LINE 27 + LINE 28 - LINE 29 + LINE 30)	2,793,080.14
32 ENTITLEMENT GRANT	34,030,759.00
33 PRIOR YEAR PROGRAM INCOME	1,895,560.34
34 ADJUSTMENT TO COMPUTE TOTAL SUBJECT TO PS CAP	0.00
35 TOTAL SUBJECT TO PS CAP (SUM, LINES 32-34)	35,926,319.34
36 PERCENT FUNDS OBLIGATED FOR PS ACTIVITIES (LINE 31/LINE 35)	7.77%

**PART V: PLANNING AND ADMINISTRATION (PA) CAP**

37 DISBURSED IN IDIS FOR PLANNING/ADMINISTRATION	6,271,680.81
38 PA UNLIQUIDATED OBLIGATIONS AT END OF CURRENT PROGRAM YEAR	3,484,210.45
39 PA UNLIQUIDATED OBLIGATIONS AT END OF PREVIOUS PROGRAM YEAR	4,439,791.84
40 ADJUSTMENT TO COMPUTE TOTAL PA OBLIGATIONS	0.00
41 TOTAL PA OBLIGATIONS (LINE 37 + LINE 38 - LINE 39 +LINE 40)	5,316,099.42
42 ENTITLEMENT GRANT	34,030,759.00
43 CURRENT YEAR PROGRAM INCOME	7,765,964.80
44 ADJUSTMENT TO COMPUTE TOTAL SUBJECT TO PA CAP	0.00
45 TOTAL SUBJECT TO PA CAP (SUM, LINES 42-44)	41,796,723.80
46 PERCENT FUNDS OBLIGATED FOR PA ACTIVITIES (LINE 41/LINE 45)	12.72%

**LINE 17 DETAIL: ACTIVITIES TO CONSIDER IN DETERMINING THE AMOUNT TO ENTER ON LINE 17**

Plan Year	IDIS Project	IDIS Activity	Voucher Number	Activity Name	Matrix Code	National Objective	Target Area Type	Drawn Amount
2014	109	8183	6824836	Housing Rehab Loan Program NRSA1	14A	LMHSP	Strategy area	\$23,125.65
2014	109	8184	6825514	Housing Rehab Loan Program NRSA 2	14A	LMHSP	Strategy area	\$65,002.14
2014	109	8185	6824839	Housing Rehab Loan Program NRSA 3	14A	LMHSP	Strategy area	\$26,706.09
2014	109	8186	6825596	Housing Rehab Loan Program NRSA 4	14A	LMHSP	Strategy area	\$70,144.39
2014	109	8187	6825598	Housing Rehab Loan Program NRSA 5	14A	LMHSP	Strategy area	\$73,534.82
2016	7	8227	6824858	CDBG Housing Rehab Loan Program NRSA 1 (2016)	14A	LMH	Strategy area	\$19,633.15
2016	7	8442	6824864	CDBG Housing Rehab Loan Program NRSA 2 (2016)	14A	LMHSP	Strategy area	\$23,297.53
2016	7	8443	6824867	CDBG Housing Rehab Loan Program NRSA 3 (2016)	14A	LMHSP	Strategy area	\$18,423.59
2016	7	8444	6824810	CDBG Housing Rehab Loan Program NRSA 4 (2016)	14A	LMHSP	Strategy area	\$25,308.16
2016	7	8445	6824875	CDBG Housing Rehab Loan Program NRSA 5 (2016)	14A	LMHSP	Strategy area	\$16,282.29
2016	7	8446	6824806	CDBG Housing Rehab Loan Program (CTTY-WIDE) (2016)	14A	LMH	Strategy area	\$24,595.79
2019	5	8697	6825708	CDBG Housing Rehab Loan Program 0% interest (NRSA1)	14A	LMH	Strategy area	\$16,633.40
2019	5	9050	6824799	CDBG Housing Rehab Loan Program 0% interest (NRSA 2)	14A	LMH	Strategy area	\$8,653.09
2019	5	9051	6824794	CDBG Housing Rehab Loan Program 0% interest (NRSA 3)	14A	LMH	Strategy area	\$2,945.00
2019	5	9052	6824792	CDBG Housing Rehab Loan Program 0% interest (NRSA 4)	14A	LMH	Strategy area	\$13,753.95
2019	5	9053	6824829	CDBG Housing Rehab Loan Program 0% interest (NRSA 5)	14A	LMH	Strategy area	\$10,685.86



Office of Community Planning and Development  
U.S. Department of Housing and Urban Development  
Integrated Disbursement and Information System  
PR26 - CDBG Financial Summary Report  
Program Year 2023

DATE: 09-27-24  
TIME: 21:46  
PAGE: 1

DETROIT , MI

2020	5	9251	6823800	CDBG Housing Rehab Loan Program 0% interest (NRSA 1)	14A	LMH	Strategy area	\$2,588.77
2020	5	9251	6891270	CDBG Housing Rehab Loan Program 0% interest (NRSA 1)	14A	LMH	Strategy area	\$12,295.00
2020	5	9252	6823797	CDBG Housing Rehab Loan Program 0% interest (NRSA 2)	14A	LMH	Strategy area	\$9,947.19
2020	5	9252	6891277	CDBG Housing Rehab Loan Program 0% interest (NRSA 2)	14A	LMH	Strategy area	\$22,600.00
2020	5	9252	6891297	CDBG Housing Rehab Loan Program 0% interest (NRSA 2)	14A	LMH	Strategy area	\$63,387.50
2020	5	9252	6891767	CDBG Housing Rehab Loan Program 0% interest (NRSA 2)	14A	LMH	Strategy area	\$21,145.00
2020	5	9253	6823792	CDBG Housing Rehab Loan Program 0% interest (NRSA 3)	14A	LMH	Strategy area	\$6,601.39
2020	5	9253	6891590	CDBG Housing Rehab Loan Program 0% interest (NRSA 3)	14A	LMH	Strategy area	\$12,500.00
2020	5	9254	6823785	CDBG Housing Rehab Loan Program 0% interest (NRSA 4)	14A	LMH	Strategy area	\$12,385.27
2020	5	9254	6891162	CDBG Housing Rehab Loan Program 0% interest (NRSA 4)	14A	LMH	Strategy area	\$16,425.00
2020	5	9254	6891281	CDBG Housing Rehab Loan Program 0% interest (NRSA 4)	14A	LMH	Strategy area	\$40,999.50
2020	5	9254	6891788	CDBG Housing Rehab Loan Program 0% interest (NRSA 4)	14A	LMH	Strategy area	\$54,810.00
2020	5	9255	6823774	CDBG Housing Rehab Loan Program 0% interest (NRSA 5)	14A	LMH	Strategy area	\$27,074.63
2020	5	9255	6891190	CDBG Housing Rehab Loan Program 0% interest (NRSA 5)	14A	LMH	Strategy area	\$29,182.50
2020	5	9255	6891759	CDBG Housing Rehab Loan Program 0% interest (NRSA 5)	14A	LMH	Strategy area	\$28,198.50
					14A	Matrix Code		\$798,865.15
2020	5	9260	6891140	CDBG Housing Rehab Loan Program 0% interest (Admin NRSA)	14H	LMH	Strategy area	\$7,500.00
2020	5	9260	6891154	CDBG Housing Rehab Loan Program 0% interest (Admin NRSA)	14H	LMH	Strategy area	\$47,500.00
2020	5	9260	6891188	CDBG Housing Rehab Loan Program 0% interest (Admin NRSA)	14H	LMH	Strategy area	\$20,000.00
2020	5	9260	6891272	CDBG Housing Rehab Loan Program 0% interest (Admin NRSA)	14H	LMH	Strategy area	\$60,500.00
2020	5	9260	6891273	CDBG Housing Rehab Loan Program 0% interest (Admin NRSA)	14H	LMH	Strategy area	\$24,000.00
2020	5	9260	6891275	CDBG Housing Rehab Loan Program 0% interest (Admin NRSA)	14H	LMH	Strategy area	\$16,500.00
2020	5	9260	6891301	CDBG Housing Rehab Loan Program 0% interest (Admin NRSA)	14H	LMH	Strategy area	\$5,000.00
2020	5	9260	6891394	CDBG Housing Rehab Loan Program 0% interest (Admin NRSA)	14H	LMH	Strategy area	\$12,500.00
2020	5	9260	6891431	CDBG Housing Rehab Loan Program 0% interest (Admin NRSA)	14H	LMH	Strategy area	\$10,500.00
2020	5	9260	6891741	CDBG Housing Rehab Loan Program 0% interest (Admin NRSA)	14H	LMH	Strategy area	\$5,000.00
2020	5	9260	6891762	CDBG Housing Rehab Loan Program 0% interest (Admin NRSA)	14H	LMH	Strategy area	\$12,500.00
2020	5	9260	6891766	CDBG Housing Rehab Loan Program 0% interest (Admin NRSA)	14H	LMH	Strategy area	\$16,500.00
					14H	Matrix Code		\$238,000.00
Total								\$1,036,865.15

LINE 18 DETAIL: ACTIVITIES TO CONSIDER IN DETERMINING THE AMOUNT TO ENTER ON LINE 18

Plan Year	IDIS Project	IDIS Activity	Activity Name	Matrix Code	National Objective	Drawn Amount
2017	20	9444	Hubbard Farms Preservation (Apartment Acquisition) (Southwest Hsg Solutions Corp)	01	LMH	\$1,889,295.00
2020	7	9419	Pre-Dev Cost Afford Hsg (Brush/Watson Dvpt Prj) 01 Acq (multi funding yrs bal frm 2020 Reprgm) 1of 2	01	LMH	\$271,437.50
2022	3	9402	Pre-Development Affordable Housing (5800 Michigan Ave) - Reprogramming Funds FY 2022-23 (01 Acq)	01	LMH	\$296,900.00
2022	3	9423	Pre-Dev Cost Afford Hsg (Brush/Watson Dvpt Prj) 01 Acq (multi funding yrs bal frm 2020 Reprgm) 2of 2	01	LMH	\$38,562.50
				01	Matrix Code	\$2,496,195.00
2022	3	9410	Pre-Development Affordable Housing (5800 Michigan Ave) - Reprogrammed Funds FY 2022-23 (03I)	03I	LMH	\$227,252.00
				03I	Matrix Code	\$227,252.00
2022	3	9401	Pre-Development Affordable Housing (5800 Michigan Ave) - Reprogramming Funds FY 2022-23 (03J)	03J	LMH	\$114,945.00
				03J	Matrix Code	\$114,945.00
2022	3	9293	Pre-Development Affordable Housing (5800 Michigan Ave) - Reprogrammed Funds FY 2022-23 (04A)	04A	LMH	\$70,587.00
				04A	Matrix Code	\$70,587.00
2022	3	9160	Multi-Family Staffing (Direct)	14H	LMH	\$361,023.01
				14H	Matrix Code	\$361,023.01
Total						\$3,270,002.01

LINE 19 DETAIL: ACTIVITIES INCLUDED IN THE COMPUTATION OF LINE 19

Plan Year	IDIS Project	IDIS Activity	Voucher Number	Activity Name	Matrix Code	National Objective	Drawn Amount
2021	4	9405	6889817	St. Patrick Senior Center (Reprogrammed funds from the PFR bucket 2021)	03A	LMC	\$18,425.00
					03A	Matrix Code	\$18,425.00
2022	8	9200	6792603	Central United Methodist/NOAH (SO)	03C	LMC	\$22,858.33
2022	8	9200	6806191	Central United Methodist/NOAH (SO)	03C	LMC	\$17,555.73
2022	8	9200	6806192	Central United Methodist/NOAH (SO)	03C	LMC	\$17,056.89
2022	8	9200	6824525	Central United Methodist/NOAH (SO)	03C	LMC	\$17,764.61
2022	8	9200	6835975	Central United Methodist/NOAH (SO)	03C	LMC	\$16,349.72
2022	8	9200	6847839	Central United Methodist/NOAH (SO)	03C	LMC	\$18,835.86
2022	8	9200	6857015	Central United Methodist/NOAH (SO)	03C	LMC	\$18,418.23
2022	8	9200	6867864	Central United Methodist/NOAH (SO)	03C	LMC	\$21,228.40
2022	8	9204	6789973	Community Home Support (SO)	03C	LMC	\$16,242.30
2022	8	9204	6799389	Community Home Support (SO)	03C	LMC	\$13,726.57
2022	8	9204	6800795	Community Home Support (SO)	03C	LMC	\$12,581.59
2022	8	9204	6815810	Community Home Support (SO)	03C	LMC	\$14,297.04
2022	8	9204	6833145	Community Home Support (SO)	03C	LMC	\$8,143.63
2022	8	9204	6840923	Community Home Support (SO)	03C	LMC	\$9,494.48
2022	8	9204	6846873	Community Home Support (SO)	03C	LMC	\$13,940.01
2022	8	9204	6879020	Community Home Support (SO)	03C	LMC	\$13,532.09
2022	8	9204	6884163	Community Home Support (SO)	03C	LMC	\$16,229.17
2022	8	9213	6788337	Neighborhood Service Organization (SO)	03C	LMC	\$9,269.05
2022	8	9213	6802034	Neighborhood Service Organization (SO)	03C	LMC	\$10,040.83
2022	8	9213	6804175	Neighborhood Service Organization (SO)	03C	LMC	\$9,485.38
2022	8	9213	6814921	Neighborhood Service Organization (SO)	03C	LMC	\$9,168.68
2022	8	9213	6820208	Neighborhood Service Organization (SO)	03C	LMC	\$16,122.60



Office of Community Planning and Development  
U.S. Department of Housing and Urban Development  
Integrated Disbursement and Information System  
PR26 - CDBG Financial Summary Report  
Program Year 2023  
DETROIT , MI

DATE: 09-27-24  
TIME: 21:46  
PAGE: 1

2022	8	9213	6857018	Neighborhood Service Organization (SO)	03C	LMC	\$13,394.40
2022	8	9213	6857020	Neighborhood Service Organization (SO)	03C	LMC	\$9,423.92
2022	8	9213	6863132	Neighborhood Service Organization (SO)	03C	LMC	\$9,059.22
2022	8	9213	6878741	Neighborhood Service Organization (SO)	03C	LMC	\$24,992.74
2022	8	9213	6887488	Neighborhood Service Organization (SO)	03C	LMC	\$6,039.77
2023	7	9338	6884011	Cass Community Social Services (SO)	03C	LMC	\$10,999.89
2023	7	9338	6891794	Cass Community Social Services (SO)	03C	LMC	\$15,862.80
2023	7	9338	6892783	Cass Community Social Services (SO)	03C	LMC	\$18,906.69
2023	7	9338	6919678	Cass Community Social Services (SO)	03C	LMC	\$15,473.61
2023	7	9338	6923691	Cass Community Social Services (SO)	03C	LMC	\$23,852.96
2023	7	9338	6933941	Cass Community Social Services (SO)	03C	LMC	\$15,063.42
2023	7	9340	6904287	Central United Methodist/NOAH (SO)	03C	LMC	\$10,593.45
2023	7	9340	6904337	Central United Methodist/NOAH (SO)	03C	LMC	\$16,298.26
2023	7	9340	6904342	Central United Methodist/NOAH (SO)	03C	LMC	\$18,504.26
2023	7	9340	6907723	Central United Methodist/NOAH (SO)	03C	LMC	\$14,859.06
2023	7	9340	6923758	Central United Methodist/NOAH (SO)	03C	LMC	\$23,828.89
2023	7	9340	6924888	Central United Methodist/NOAH (SO)	03C	LMC	\$23,444.68
2023	7	9340	6937630	Central United Methodist/NOAH (SO)	03C	LMC	\$18,554.22
2023	7	9351	6884972	Neighborhood Service Organization (SO)	03C	LMC	\$9,318.53
2023	7	9351	6885043	Neighborhood Service Organization (SO)	03C	LMC	\$10,091.57
2023	7	9351	6897588	Neighborhood Service Organization (SO)	03C	LMC	\$18,014.68
2023	7	9351	6904311	Neighborhood Service Organization (SO)	03C	LMC	\$11,004.88
2023	7	9351	6920418	Neighborhood Service Organization (SO)	03C	LMC	\$10,896.66
2023	7	9351	6927443	Neighborhood Service Organization (SO)	03C	LMC	\$17,036.07
2023	7	9351	6937626	Neighborhood Service Organization (SO)	03C	LMC	\$12,341.60
					03C	Matrix Code	\$700,197.42
2022	4	8510	6795749	LASED (Includes Reprogrammed funds FY 2021-22 and reprogrammed funds FY 2022-23)	03E	LMA	\$11,171.20
2022	4	8510	6795752	LASED (Includes Reprogrammed funds FY 2021-22 and reprogrammed funds FY 2022-23)	03E	LMA	\$18,852.30
2022	4	8510	6820222	LASED (Includes Reprogrammed funds FY 2021-22 and reprogrammed funds FY 2022-23)	03E	LMA	\$46,350.00
2022	4	8510	6855622	LASED (Includes Reprogrammed funds FY 2021-22 and reprogrammed funds FY 2022-23)	03E	LMA	\$31,936.21
2022	4	8510	6870671	LASED (Includes Reprogrammed funds FY 2021-22 and reprogrammed funds FY 2022-23)	03E	LMA	\$85,928.36
2022	4	8510	6890431	LASED (Includes Reprogrammed funds FY 2021-22 and reprogrammed funds FY 2022-23)	03E	LMA	\$23,066.53
2022	4	9156	6889804	IFF	03E	LMC	\$774,332.10
2022	5	9159	6872579	Owen Community Empowerment Center Pre-Dvlpt Planning (Choice Neighborhood Initiative Grant Match)	03E	LMA	\$3,721.18
2022	5	9159	6872589	Owen Community Empowerment Center Pre-Dvlpt Planning (Choice Neighborhood Initiative Grant Match)	03E	LMA	\$12,000.00
2022	5	9159	6873537	Owen Community Empowerment Center Pre-Dvlpt Planning (Choice Neighborhood Initiative Grant Match)	03E	LMA	\$3,724.72
2022	5	9159	6873549	Owen Community Empowerment Center Pre-Dvlpt Planning (Choice Neighborhood Initiative Grant Match)	03E	LMA	\$10,624.72
2022	5	9159	6881700	Owen Community Empowerment Center Pre-Dvlpt Planning (Choice Neighborhood Initiative Grant Match)	03E	LMA	\$70,406.72
2022	5	9159	6881701	Owen Community Empowerment Center Pre-Dvlpt Planning (Choice Neighborhood Initiative Grant Match)	03E	LMA	\$25,736.32
2022	5	9159	6884983	Owen Community Empowerment Center Pre-Dvlpt Planning (Choice Neighborhood Initiative Grant Match)	03E	LMA	\$1,862.36
2022	5	9159	6886557	Owen Community Empowerment Center Pre-Dvlpt Planning (Choice Neighborhood Initiative Grant Match)	03E	LMA	\$9,429.64
2022	5	9159	6889892	Owen Community Empowerment Center Pre-Dvlpt Planning (Choice Neighborhood Initiative Grant Match)	03E	LMA	\$15,855.69
2022	5	9265	6782452	Green Stormwater Infrastructure (GSI) (Choice Neighborhood Initiative Match)	03E	LMA	\$23,466.66
2022	5	9265	6793467	Green Stormwater Infrastructure (GSI) (Choice Neighborhood Initiative Match)	03E	LMA	\$34,375.58
2022	5	9265	6813168	Green Stormwater Infrastructure (GSI) (Choice Neighborhood Initiative Match)	03E	LMA	\$13,656.40
2022	5	9265	6824725	Green Stormwater Infrastructure (GSI) (Choice Neighborhood Initiative Match)	03E	LMA	\$11,824.73
2022	5	9265	6837100	Green Stormwater Infrastructure (GSI) (Choice Neighborhood Initiative Match)	03E	LMA	\$11,824.75
2022	5	9265	6890469	Green Stormwater Infrastructure (GSI) (Choice Neighborhood Initiative Match)	03E	LMA	\$9,810.27
2022	5	9265	6906787	Green Stormwater Infrastructure (GSI) (Choice Neighborhood Initiative Match)	03E	LMA	\$4,049.70
2022	5	9265	6906796	Green Stormwater Infrastructure (GSI) (Choice Neighborhood Initiative Match)	03E	LMA	\$5,069.99
2022	5	9265	6906797	Green Stormwater Infrastructure (GSI) (Choice Neighborhood Initiative Match)	03E	LMA	\$2,705.06
					03E	Matrix Code	\$1,261,781.19
2021	4	9181	6806194	Fitzgerald Greenway - Parks, Recreation Facilities (Reprogrammed Funds 2021)	03F	LMA	\$25,866.07
					03F	Matrix Code	\$25,866.07
2022	5	9264	6800006	Joseph Campau Greenway (GSD Park Improvements)	03I	LMA	\$101,817.86
					03I	Matrix Code	\$101,817.86
2018	21	8677	6805590	Midtown West (2018 Reprogrammed Funds) (includes additional 2021 Reprogrammed Funds)	03K	LMA	\$32,417.22
2018	21	8677	6836765	Midtown West (2018 Reprogrammed Funds) (includes additional 2021 Reprogrammed Funds)	03K	LMA	\$64,974.54
2018	21	8677	6874873	Midtown West (2018 Reprogrammed Funds) (includes additional 2021 Reprogrammed Funds)	03K	LMA	\$28,502.55
					03K	Matrix Code	\$125,894.31
2022	8	9195	6844116	Alternative For Girls (ES)	03T	LMC	\$2,141.14
2022	8	9195	6853606	Alternative For Girls (ES)	03T	LMC	\$4,941.61
2022	8	9195	6855609	Alternative For Girls (ES)	03T	LMC	\$5,011.54
2022	8	9195	6855620	Alternative For Girls (ES)	03T	LMC	\$5,108.66
2022	8	9195	6855626	Alternative For Girls (ES)	03T	LMC	\$6,785.40
2022	8	9195	6855667	Alternative For Girls (ES)	03T	LMC	\$4,438.31
2022	8	9195	6860711	Alternative For Girls (ES)	03T	LMC	\$4,331.13
2022	8	9195	6861556	Alternative For Girls (ES)	03T	LMC	\$3,896.97
2022	8	9195	6865416	Alternative For Girls (ES)	03T	LMC	\$5,209.43
2022	8	9195	6875449	Alternative For Girls (ES)	03T	LMC	\$14,667.61
2022	8	9195	6875655	Alternative For Girls (ES)	03T	LMC	\$18,267.50
2022	8	9195	6876285	Alternative For Girls (ES)	03T	LMC	\$1,161.78
2022	8	9197	6821947	Cass Community Social Services Family Shelter (ES)	03T	LMC	\$5,935.83
2022	8	9197	6838865	Cass Community Social Services Family Shelter (ES)	03T	LMC	\$3,719.30
2022	8	9197	6852258	Cass Community Social Services Family Shelter (ES)	03T	LMC	\$9,985.45
2022	8	9197	6865337	Cass Community Social Services Family Shelter (ES)	03T	LMC	\$12,655.27



Office of Community Planning and Development  
U.S. Department of Housing and Urban Development  
Integrated Disbursement and Information System  
PR26 - CDBG Financial Summary Report  
Program Year 2023  
DETROIT , MI

DATE: 09-27-24  
TIME: 21:46  
PAGE: 1

2022	8	9197	6868871	Cass Community Social Services Family Shelter (ES)	03T	LMC	\$10,111.37
2022	8	9201	6788351	Coalition on Temporary Shelter (COTS) (ES)	03T	LMC	\$14,654.51
2022	8	9201	6799573	Coalition on Temporary Shelter (COTS) (ES)	03T	LMC	\$19,893.71
2022	8	9201	6808418	Coalition on Temporary Shelter (COTS) (ES)	03T	LMC	\$14,158.99
2022	8	9201	6819573	Coalition on Temporary Shelter (COTS) (ES)	03T	LMC	\$14,008.10
2022	8	9201	6829376	Coalition on Temporary Shelter (COTS) (ES)	03T	LMC	\$13,846.66
2022	8	9201	6846545	Coalition on Temporary Shelter (COTS) (ES)	03T	LMC	\$13,320.73
2022	8	9201	6878182	Coalition on Temporary Shelter (COTS) (ES)	03T	LMC	\$6,172.59
2022	8	9201	6886540	Coalition on Temporary Shelter (COTS) (ES)	03T	LMC	\$599.23
2022	8	9205	6788346	Covenant House (ES)	03T	LMC	\$7,624.59
2022	8	9205	6795386	Covenant House (ES)	03T	LMC	\$7,252.90
2022	8	9205	6809724	Covenant House (ES)	03T	LMC	\$6,684.26
2022	8	9205	6822205	Covenant House (ES)	03T	LMC	\$6,101.12
2022	8	9205	6835979	Covenant House (ES)	03T	LMC	\$8,548.23
2022	8	9205	6844118	Covenant House (ES)	03T	LMC	\$7,180.13
2022	8	9205	6857572	Covenant House (ES)	03T	LMC	\$6,330.78
2022	8	9207	6776223	Freedom House (ES)	03T	LMC	\$5,325.72
2022	8	9207	6806760	Freedom House (ES)	03T	LMC	\$5,773.52
2022	8	9207	6827382	Freedom House (ES)	03T	LMC	\$6,493.81
2022	8	9207	6838868	Freedom House (ES)	03T	LMC	\$5,457.10
2022	8	9207	6838879	Freedom House (ES)	03T	LMC	\$5,597.89
2022	8	9207	6841477	Freedom House (ES)	03T	LMC	\$8,127.40
2022	8	9207	6855650	Freedom House (ES)	03T	LMC	\$3,701.35
2022	8	9207	6881840	Freedom House (ES)	03T	LMC	\$5,117.74
2022	8	9207	6882865	Freedom House (ES)	03T	LMC	\$4,650.91
2022	8	9207	6882868	Freedom House (ES)	03T	LMC	\$8,744.56
2022	8	9207	6907686	Freedom House (ES)	03T	LMC	\$9,738.66
2022	8	9210	6783462	Methodist Children's Home Society of Michigan (ES)	03T	LMC	\$21,319.99
2022	8	9210	6790145	Methodist Children's Home Society of Michigan (ES)	03T	LMC	\$15,335.98
2022	8	9210	6806195	Methodist Children's Home Society of Michigan (ES)	03T	LMC	\$6,450.55
2022	8	9210	6810203	Methodist Children's Home Society of Michigan (ES)	03T	LMC	\$1,000.79
2022	8	9210	6820199	Methodist Children's Home Society of Michigan (ES)	03T	LMC	\$1,197.35
2022	8	9210	6831747	Methodist Children's Home Society of Michigan (ES)	03T	LMC	\$373.49
2022	8	9210	6855623	Methodist Children's Home Society of Michigan (ES)	03T	LMC	\$1,414.24
2022	8	9210	6868825	Methodist Children's Home Society of Michigan (ES)	03T	LMC	\$2,013.68
2022	8	9210	6875093	Methodist Children's Home Society of Michigan (ES)	03T	LMC	\$6,923.93
2022	8	9211	6808895	Michigan Veteran's Foundation (ES)	03T	LMC	\$5,003.15
2022	8	9211	6820205	Michigan Veteran's Foundation (ES)	03T	LMC	\$5,483.70
2022	8	9211	6829375	Michigan Veteran's Foundation (ES)	03T	LMC	\$5,364.48
2022	8	9211	6852263	Michigan Veteran's Foundation (ES)	03T	LMC	\$7,278.22
2022	8	9211	6852326	Michigan Veteran's Foundation (ES)	03T	LMC	\$6,703.64
2022	8	9211	6860715	Michigan Veteran's Foundation (ES)	03T	LMC	\$2,365.37
2022	8	9212	6784080	Neighborhood Service Organization (ES)	03T	LMC	\$2,930.24
2022	8	9212	6788340	Neighborhood Service Organization (ES)	03T	LMC	\$16,834.40
2022	8	9212	6804177	Neighborhood Service Organization (ES)	03T	LMC	\$15,517.26
2022	8	9212	6811054	Neighborhood Service Organization (ES)	03T	LMC	\$11,621.65
2022	8	9212	6820217	Neighborhood Service Organization (ES)	03T	LMC	\$10,323.71
2022	8	9212	6841064	Neighborhood Service Organization (ES)	03T	LMC	\$5,177.48
2022	8	9212	6844594	Neighborhood Service Organization (ES)	03T	LMC	\$2,865.98
2022	8	9212	6853603	Neighborhood Service Organization (ES)	03T	LMC	\$22,106.90
2022	8	9212	6866404	Neighborhood Service Organization (ES)	03T	LMC	\$79,505.52
2022	8	9212	6867127	Neighborhood Service Organization (ES)	03T	LMC	\$16,392.24
2022	8	9212	6871231	Neighborhood Service Organization (ES)	03T	LMC	\$47,295.76
2022	8	9215	6789607	Salvation Army (ES)	03T	LMC	\$22,074.73
2022	8	9215	6799583	Salvation Army (ES)	03T	LMC	\$2,913.95
2022	8	9215	6810053	Salvation Army (ES)	03T	LMC	\$16,876.24
2022	8	9215	6828330	Salvation Army (ES)	03T	LMC	\$11,111.18
2022	8	9215	6849485	Salvation Army (ES)	03T	LMC	\$4,098.56
2022	8	9215	6849488	Salvation Army (ES)	03T	LMC	\$2,311.36
2022	8	9215	6852810	Salvation Army (ES)	03T	LMC	\$4,298.73
2022	8	9215	6859825	Salvation Army (ES)	03T	LMC	\$2,131.02
2022	8	9217	6789624	YWCA Interim House (ES)	03T	LMC	\$3,516.64
2022	8	9217	6790193	YWCA Interim House (ES)	03T	LMC	\$3,394.90
2022	8	9217	6808426	YWCA Interim House (ES)	03T	LMC	\$4,342.26
2022	8	9217	6822210	YWCA Interim House (ES)	03T	LMC	\$7,914.01
2022	8	9217	6822216	YWCA Interim House (ES)	03T	LMC	\$8,564.01
2022	8	9217	6822248	YWCA Interim House (ES)	03T	LMC	\$2,189.53
2022	8	9217	6837833	YWCA Interim House (ES)	03T	LMC	\$7,914.01
2022	8	9217	6866365	YWCA Interim House (ES)	03T	LMC	\$8,131.77
2022	8	9217	6866543	YWCA Interim House (ES)	03T	LMC	\$5,009.47
2022	8	9217	6868670	YWCA Interim House (ES)	03T	LMC	\$121.93
2022	8	9218	6858492	DRMM Genesis House II-W. Chicago (ES) - Reprogrammed Funds (2022-23)	03T	LMC	\$73,555.97
2022	8	9219	6837081	Operation Get Down (ES) - Reprogrammed Funds (2022-23)	03T	LMC	\$678.20
2022	8	9219	6837082	Operation Get Down (ES) - Reprogrammed Funds (2022-23)	03T	LMC	\$452.13
2022	8	9219	6837085	Operation Get Down (ES) - Reprogrammed Funds (2022-23)	03T	LMC	\$2,735.39
2022	8	9219	6837088	Operation Get Down (ES) - Reprogrammed Funds (2022-23)	03T	LMC	\$1,996.91



Office of Community Planning and Development  
U.S. Department of Housing and Urban Development  
Integrated Disbursement and Information System  
PR26 - CDBG Financial Summary Report  
Program Year 2023

DATE: 09-27-24  
TIME: 21:46  
PAGE: 1

DETROIT , MI

2022	8	9219	6837091	Operation Get Down (ES) - Reprogrammed Funds (2022-23)	03T	LMC	\$3,594.43
2022	8	9219	6837092	Operation Get Down (ES) - Reprogrammed Funds (2022-23)	03T	LMC	\$1,996.91
2022	8	9219	6837093	Operation Get Down (ES) - Reprogrammed Funds (2022-23)	03T	LMC	\$3,443.73
2022	8	9219	6837095	Operation Get Down (ES) - Reprogrammed Funds (2022-23)	03T	LMC	\$2,384.79
2022	8	9219	6837097	Operation Get Down (ES) - Reprogrammed Funds (2022-23)	03T	LMC	\$964.54
2022	8	9221	6796844	Motor City Mitten Mission (SO) Reprogrammed Funds (2022-23)	03T	LMC	\$22,343.75
2022	8	9221	6824714	Motor City Mitten Mission (SO) Reprogrammed Funds (2022-23)	03T	LMC	\$1,924.52
2022	8	9221	6846562	Motor City Mitten Mission (SO) Reprogrammed Funds (2022-23)	03T	LMC	\$12,969.99
2022	8	9221	6858487	Motor City Mitten Mission (SO) Reprogrammed Funds (2022-23)	03T	LMC	\$2,023.98
2023	7	9336	6926285	Alternatives for Girls	03T	LMC	\$2,486.98
2023	7	9337	6886545	Cass Community Social Services Family Shelter (ES)	03T	LMC	\$2,927.52
2023	7	9337	6887476	Cass Community Social Services Family Shelter (ES)	03T	LMC	\$6,213.44
2023	7	9337	6910367	Cass Community Social Services Family Shelter (ES)	03T	LMC	\$8,208.40
2023	7	9337	6919677	Cass Community Social Services Family Shelter (ES)	03T	LMC	\$10,682.75
2023	7	9337	6925517	Cass Community Social Services Family Shelter (ES)	03T	LMC	\$10,579.65
2023	7	9339	6889782	Cass Community Social Services (ES Wm Ctr)	03T	LMC	\$44,826.60
2023	7	9339	6889784	Cass Community Social Services (ES Wm Ctr)	03T	LMC	\$54,263.73
2023	7	9339	6889787	Cass Community Social Services (ES Wm Ctr)	03T	LMC	\$39,963.83
2023	7	9339	6924383	Cass Community Social Services (ES Wm Ctr)	03T	LMC	\$50,908.30
2023	7	9339	6929838	Cass Community Social Services (ES Wm Ctr)	03T	LMC	\$4,645.18
2023	7	9341	6897966	Coalition on Temporary Shelter (COTS) (ES)	03T	LMC	\$14,156.64
2023	7	9341	6898034	Coalition on Temporary Shelter (COTS) (ES)	03T	LMC	\$6,249.94
2023	7	9341	6900367	Coalition on Temporary Shelter (COTS) (ES)	03T	LMC	\$17,073.11
2023	7	9341	6919248	Coalition on Temporary Shelter (COTS) (ES)	03T	LMC	\$3,856.46
2023	7	9341	6939168	Coalition on Temporary Shelter (COTS) (ES)	03T	LMC	\$1,569.64
2023	7	9341	6939169	Coalition on Temporary Shelter (COTS) (ES)	03T	LMC	\$2,299.49
2023	7	9342	6891809	Covenant House (ES)	03T	LMC	\$3,870.45
2023	7	9342	6892117	Covenant House (ES)	03T	LMC	\$7,032.98
2023	7	9342	6892786	Covenant House (ES)	03T	LMC	\$11,022.75
2023	7	9342	6904301	Covenant House (ES)	03T	LMC	\$9,240.92
2023	7	9342	6919691	Covenant House (ES)	03T	LMC	\$8,354.61
2023	7	9342	6924360	Covenant House (ES)	03T	LMC	\$9,649.47
2023	7	9345	6884578	Detroit Rescue Mission Ministries- Third St. Warming Center (ES Wrm Ctr)	03T	LMC	\$49,825.70
2023	7	9345	6885577	Detroit Rescue Mission Ministries- Third St. Warming Center (ES Wrm Ctr)	03T	LMC	\$28,488.72
2023	7	9345	6899829	Detroit Rescue Mission Ministries- Third St. Warming Center (ES Wrm Ctr)	03T	LMC	\$3,734.73
2023	7	9346	6884576	Detroit Rescue Mission Ministries- Mack Family Warming Center (ES Wrm Ctr)	03T	LMC	\$30,598.48
2023	7	9346	6886546	Detroit Rescue Mission Ministries- Mack Family Warming Center (ES Wrm Ctr)	03T	LMC	\$17,298.43
2023	7	9346	6900427	Detroit Rescue Mission Ministries- Mack Family Warming Center (ES Wrm Ctr)	03T	LMC	\$28,686.93
2023	7	9346	6937548	Detroit Rescue Mission Ministries- Mack Family Warming Center (ES Wrm Ctr)	03T	LMC	\$6,416.16
2023	7	9347	6930671	Freedom House (ES)	03T	LMC	\$9,448.36
2023	7	9347	6930675	Freedom House (ES)	03T	LMC	\$7,770.42
2023	7	9348	6889819	Methodist Children's Home Society of Michigan (ES)	03T	LMC	\$27,477.64
2023	7	9348	6903120	Methodist Children's Home Society of Michigan (ES)	03T	LMC	\$23,268.29
2023	7	9348	6911294	Methodist Children's Home Society of Michigan (ES)	03T	LMC	\$3,341.62
2023	7	9348	6911296	Methodist Children's Home Society of Michigan (ES)	03T	LMC	\$8,194.36
2023	7	9348	6923854	Methodist Children's Home Society of Michigan (ES)	03T	LMC	\$8,278.05
2023	7	9348	6932220	Methodist Children's Home Society of Michigan (ES)	03T	LMC	\$7,610.97
2023	7	9348	6937547	Methodist Children's Home Society of Michigan (ES)	03T	LMC	\$4,829.07
2023	7	9349	6887584	Michigan Veteran's Foundation (ES)	03T	LMC	\$8,120.60
2023	7	9349	6887644	Michigan Veteran's Foundation (ES)	03T	LMC	\$7,346.98
2023	7	9349	6890402	Michigan Veteran's Foundation (ES)	03T	LMC	\$8,925.78
2023	7	9349	6904308	Michigan Veteran's Foundation (ES)	03T	LMC	\$9,903.51
2023	7	9349	6923863	Michigan Veteran's Foundation (ES)	03T	LMC	\$10,411.92
2023	7	9350	6884160	Neighborhood Service Organization (ES)	03T	LMC	\$27,267.31
2023	7	9350	6890407	Neighborhood Service Organization (ES)	03T	LMC	\$2,866.01
2023	7	9350	6897584	Neighborhood Service Organization (ES)	03T	LMC	\$19,370.74
2023	7	9350	6905931	Neighborhood Service Organization (ES)	03T	LMC	\$17,220.47
2023	7	9350	6923678	Neighborhood Service Organization (ES)	03T	LMC	\$9,488.45
2023	7	9350	6926255	Neighborhood Service Organization (ES)	03T	LMC	\$54,486.76
2023	7	9353	6899821	Salvation Army (ES)	03T	LMC	\$3,584.39
2023	7	9353	6904346	Salvation Army (ES)	03T	LMC	\$12,798.48
2023	7	9353	6909182	Salvation Army (ES)	03T	LMC	\$19,422.94
2023	7	9353	6919676	Salvation Army (ES)	03T	LMC	\$7,101.46
2023	7	9353	6923692	Salvation Army (ES)	03T	LMC	\$7,206.54
2023	7	9354	6882909	YWCA Interim House (ES)	03T	LMC	\$7,470.56
2023	7	9354	6884037	YWCA Interim House (ES)	03T	LMC	\$7,470.56
2023	7	9354	6897332	YWCA Interim House (ES)	03T	LMC	\$7,470.56
2023	7	9354	6906368	YWCA Interim House (ES)	03T	LMC	\$7,470.56
2023	7	9354	6917674	YWCA Interim House (ES)	03T	LMC	\$7,470.56
2023	7	9354	6924369	YWCA Interim House (ES)	03T	LMC	\$7,470.56
2023	7	9409	6907145	DRMM E. Grand Blvd (Warming Center) (Reprogrammed from unallocated funds FY 2020-21)	03T	LMC	\$98,752.32
2023	7	9409	6919223	DRMM E. Grand Blvd (Warming Center) (Reprogrammed from unallocated funds FY 2020-21)	03T	LMC	\$47,682.85
2023	7	9409	6932237	DRMM E. Grand Blvd (Warming Center) (Reprogrammed from unallocated funds FY 2020-21)	03T	LMC	\$38,498.02
					03T	Matrix Code	\$1,950,882.39
2022	6	9118	6792598	Bridging Communities, Inc	05A	LMC	\$10,077.32
2022	6	9118	6799390	Bridging Communities, Inc	05A	LMC	\$5,307.32





Office of Community Planning and Development  
U.S. Department of Housing and Urban Development  
Integrated Disbursement and Information System  
PR26 - CDBG Financial Summary Report  
Program Year 2023  
DETROIT , MI

DATE: 09-27-24  
TIME: 21:46  
PAGE: 1

2022	6	9118	6814942	Bridging Communities, Inc	05A	LMC	\$5,307.32
2022	6	9118	6824529	Bridging Communities, Inc	05A	LMC	\$5,514.99
2022	6	9118	6837094	Bridging Communities, Inc	05A	LMC	\$5,387.32
2022	6	9118	6847135	Bridging Communities, Inc	05A	LMC	\$5,767.32
2022	6	9118	6855673	Bridging Communities, Inc	05A	LMC	\$5,662.91
2022	6	9118	6864461	Bridging Communities, Inc	05A	LMC	\$6,099.83
2022	6	9125	6788383	Delray United Action Council	05A	LMC	\$6,682.57
2022	6	9125	6788385	Delray United Action Council	05A	LMC	\$4,283.34
2022	6	9125	6788387	Delray United Action Council	05A	LMC	\$11,681.14
2022	6	9125	6790788	Delray United Action Council	05A	LMC	\$5,612.59
2022	6	9125	6793464	Delray United Action Council	05A	LMC	\$5,119.34
2022	6	9125	6799569	Delray United Action Council	05A	LMC	\$5,119.34
2022	6	9125	6810051	Delray United Action Council	05A	LMC	\$4,767.34
2022	6	9125	6824694	Delray United Action Council	05A	LMC	\$4,613.34
2022	6	9125	6836576	Delray United Action Council	05A	LMC	\$4,525.34
2022	6	9125	6842993	Delray United Action Council	05A	LMC	\$7,879.34
2022	6	9125	6853607	Delray United Action Council	05A	LMC	\$4,602.34
2022	6	9125	6859821	Delray United Action Council	05A	LMC	\$4,018.98
2022	6	9126	6815367	Disability Network	05A	LMC	\$3,167.95
2022	6	9126	6815368	Disability Network	05A	LMC	\$100.58
2022	6	9126	6815372	Disability Network	05A	LMC	\$1,146.30
2022	6	9126	6841479	Disability Network	05A	LMC	\$4,239.38
2022	6	9126	6872629	Disability Network	05A	LMC	\$4,990.64
2022	6	9126	6873492	Disability Network	05A	LMC	\$12,073.13
2022	6	9126	6873500	Disability Network	05A	LMC	\$6,598.57
2022	6	9126	6881922	Disability Network	05A	LMC	\$12,315.85
2022	6	9134	6799567	Luella Hannan Memorial	05A	LMC	\$7,474.71
2022	6	9134	6806755	Luella Hannan Memorial	05A	LMC	\$7,033.04
2022	6	9134	6809731	Luella Hannan Memorial	05A	LMC	\$7,230.73
2022	6	9134	6825763	Luella Hannan Memorial	05A	LMC	\$11,848.34
2022	6	9134	6835983	Luella Hannan Memorial	05A	LMC	\$7,967.35
2022	6	9134	6841795	Luella Hannan Memorial	05A	LMC	\$7,989.88
2022	6	9134	6852564	Luella Hannan Memorial	05A	LMC	\$4,163.90
2022	6	9135	6783460	Matrix Human Services	05A	LMC	\$12,333.87
2022	6	9135	6790786	Matrix Human Services	05A	LMC	\$7,713.34
2022	6	9135	6806575	Matrix Human Services	05A	LMC	\$10,896.68
2022	6	9135	6817815	Matrix Human Services	05A	LMC	\$8,104.42
2022	6	9135	6829377	Matrix Human Services	05A	LMC	\$4,591.93
2022	6	9135	6840916	Matrix Human Services	05A	LMC	\$5,532.77
2022	6	9135	6847796	Matrix Human Services	05A	LMC	\$5,283.38
2022	6	9135	6859242	Matrix Human Services	05A	LMC	\$5,097.37
2022	6	9135	6864069	Matrix Human Services	05A	LMC	\$3,771.92
2022	6	9144	6783443	St. Patrick Senior Center	05A	LMC	\$11,553.76
2022	6	9144	6783446	St. Patrick Senior Center	05A	LMC	\$10,987.86
2022	6	9144	6786962	St. Patrick Senior Center	05A	LMC	\$7,463.25
2022	6	9144	6796862	St. Patrick Senior Center	05A	LMC	\$8,174.88
2022	6	9144	6809734	St. Patrick Senior Center	05A	LMC	\$9,585.35
2022	6	9144	6822209	St. Patrick Senior Center	05A	LMC	\$6,393.12
2022	6	9144	6830884	St. Patrick Senior Center	05A	LMC	\$3,512.00
2022	6	9144	6840917	St. Patrick Senior Center	05A	LMC	\$12,085.46
2022	6	9144	6852339	St. Patrick Senior Center	05A	LMC	\$3,764.37
2022	6	9144	6857576	St. Patrick Senior Center	05A	LMC	\$1,450.09
2023	6	9302	6885000	Bridging Communities, Inc	05A	LMC	\$5,643.25
2023	6	9302	6885008	Bridging Communities, Inc	05A	LMC	\$3,843.10
2023	6	9302	6895294	Bridging Communities, Inc	05A	LMC	\$3,931.73
2023	6	9302	6904303	Bridging Communities, Inc	05A	LMC	\$7,197.91
2023	6	9302	6917761	Bridging Communities, Inc	05A	LMC	\$8,995.93
2023	6	9311	6897309	Delray United Action Council	05A	LMC	\$5,196.34
2023	6	9311	6897316	Delray United Action Council	05A	LMC	\$5,537.34
2023	6	9311	6900616	Delray United Action Council	05A	LMC	\$5,405.34
2023	6	9311	6913787	Delray United Action Council	05A	LMC	\$7,732.34
2023	6	9311	6916847	Delray United Action Council	05A	LMC	\$6,064.81
2023	6	9320	6897535	Luella Hannan Memorial	05A	LMC	\$6,582.46
2023	6	9320	6900599	Luella Hannan Memorial	05A	LMC	\$6,611.02
2023	6	9320	6900621	Luella Hannan Memorial	05A	LMC	\$6,643.49
2023	6	9320	6901055	Luella Hannan Memorial	05A	LMC	\$6,829.58
2023	6	9320	6914766	Luella Hannan Memorial	05A	LMC	\$6,517.64
2023	6	9320	6927454	Luella Hannan Memorial	05A	LMC	\$6,673.30
2023	6	9321	6901276	Matrix Human Services	05A	LMC	\$2,848.26
2023	6	9321	6901280	Matrix Human Services	05A	LMC	\$5,544.15
2023	6	9321	6901281	Matrix Human Services	05A	LMC	\$5,049.65
2023	6	9321	6906795	Matrix Human Services	05A	LMC	\$3,677.15
2023	6	9321	6916778	Matrix Human Services	05A	LMC	\$8,940.29
2023	6	9321	6924327	Matrix Human Services	05A	LMC	\$10,693.52
2023	6	9321	6938542	Matrix Human Services	05A	LMC	\$4,338.35
2023	6	9330	6877510	St. Patrick Senior Center	05A	LMC	\$2,171.00





Office of Community Planning and Development  
U.S. Department of Housing and Urban Development  
Integrated Disbursement and Information System  
PR26 - CDBG Financial Summary Report  
Program Year 2023  
DETROIT , MI

DATE: 09-27-24  
TIME: 21:46  
PAGE: 1

2023	6	9330	6882847	St. Patrick Senior Center	05A	LMC	\$11,043.00
2023	6	9330	6895236	St. Patrick Senior Center	05A	LMC	\$15,342.00
2023	6	9330	6904349	St. Patrick Senior Center	05A	LMC	\$14,677.00
2023	6	9330	6915889	St. Patrick Senior Center	05A	LMC	\$9,386.00
2023	6	9330	6925515	St. Patrick Senior Center	05A	LMC	\$9,981.00
2023	6	9330	6936113	St. Patrick Senior Center	05A	LMC	\$9,123.00
					05A	Matrix Code	\$566,885.45
2021	7	8985	6819804	Neighborhood Legal Services (Wayne County) (includes Reprgrammed Funds frm L&L Adult Day 2020-21)	05C	LMC	\$4,133.90
2021	7	8985	6819809	Neighborhood Legal Services (Wayne County) (includes Reprgrammed Funds frm L&L Adult Day 2020-21)	05C	LMC	\$7,770.92
2021	7	8985	6819812	Neighborhood Legal Services (Wayne County) (includes Reprgrammed Funds frm L&L Adult Day 2020-21)	05C	LMC	\$3,901.55
2021	7	8985	6819813	Neighborhood Legal Services (Wayne County) (includes Reprgrammed Funds frm L&L Adult Day 2020-21)	05C	LMC	\$2,898.90
2021	7	8985	6852569	Neighborhood Legal Services (Wayne County) (includes Reprgrammed Funds frm L&L Adult Day 2020-21)	05C	LMC	\$7,509.79
2021	7	8985	6855598	Neighborhood Legal Services (Wayne County) (includes Reprgrammed Funds frm L&L Adult Day 2020-21)	05C	LMC	\$6,600.25
2021	7	8985	6855616	Neighborhood Legal Services (Wayne County) (includes Reprgrammed Funds frm L&L Adult Day 2020-21)	05C	LMC	\$7,498.73
2021	7	8985	6881589	Neighborhood Legal Services (Wayne County) (includes Reprgrammed Funds frm L&L Adult Day 2020-21)	05C	LMC	\$6,707.59
2022	8	9198	6799384	Cass Community Social Services (SO)	05C	LMC	\$10,619.70
2022	8	9198	6804171	Cass Community Social Services (SO)	05C	LMC	\$10,477.78
2022	8	9198	6817819	Cass Community Social Services (SO)	05C	LMC	\$8,920.29
2022	8	9198	6821941	Cass Community Social Services (SO)	05C	LMC	\$14,857.17
2022	8	9198	6840921	Cass Community Social Services (SO)	05C	LMC	\$19,543.63
2022	8	9198	6846570	Cass Community Social Services (SO)	05C	LMC	\$17,808.48
2022	8	9198	6867823	Cass Community Social Services (SO)	05C	LMC	\$14,560.55
2022	8	9198	6869475	Cass Community Social Services (SO)	05C	LMC	\$24,983.66
2022	8	9198	6886554	Cass Community Social Services (SO)	05C	LMC	\$4,299.31
2022	8	9198	6895451	Cass Community Social Services (SO)	05C	LMC	\$197.81
2022	8	9216	6830875	United Community Housing coalition (HP)	05C	LMC	\$30,118.72
2022	8	9216	6834426	United Community Housing coalition (HP)	05C	LMC	\$28,090.67
2022	8	9216	6840914	United Community Housing coalition (HP)	05C	LMC	\$27,819.62
2022	8	9216	6852963	United Community Housing coalition (HP)	05C	LMC	\$21,422.50
2022	8	9216	6852966	United Community Housing coalition (HP)	05C	LMC	\$17,299.61
2022	8	9216	6859824	United Community Housing coalition (HP)	05C	LMC	\$17,342.94
2022	8	9216	6859827	United Community Housing coalition (HP)	05C	LMC	\$21,137.84
2022	8	9216	6872631	United Community Housing coalition (HP)	05C	LMC	\$46,267.90
2022	8	9216	6885060	United Community Housing coalition (HP)	05C	LMC	\$2,266.31
2023	6	9301	6881702	Accounting Aid Society	05C	LMC	\$48,240.00
2023	6	9301	6892135	Accounting Aid Society	05C	LMC	\$22,549.00
2023	6	9324	6881768	Neighborhood Legal Services (Wayne County)	05C	LMC	\$4,825.00
2023	6	9324	6891616	Neighborhood Legal Services (Wayne County)	05C	LMC	\$7,374.70
2023	6	9324	6891623	Neighborhood Legal Services (Wayne County)	05C	LMC	\$4,935.62
2023	6	9324	6904334	Neighborhood Legal Services (Wayne County)	05C	LMC	\$7,251.83
2023	6	9324	6913777	Neighborhood Legal Services (Wayne County)	05C	LMC	\$10,443.02
2023	6	9324	6923886	Neighborhood Legal Services (Wayne County)	05C	LMC	\$7,793.87
					05C	Matrix Code	\$498,469.16
2021	7	8968	6788330	Coleman A. Young Foundation	05D	LMC	\$3,289.35
2021	7	8991	6781944	Teen Hype Youth Development	05D	LMC	\$4,857.47
2021	7	8991	6781946	Teen Hype Youth Development	05D	LMC	\$4,367.75
2021	7	8991	6793482	Teen Hype Youth Development	05D	LMC	\$4,399.46
2021	7	8991	6810049	Teen Hype Youth Development	05D	LMC	\$4,334.34
2021	7	8991	6824692	Teen Hype Youth Development	05D	LMC	\$3,371.21
2021	7	8991	6830429	Teen Hype Youth Development	05D	LMC	\$5,276.06
2021	7	8991	6831771	Teen Hype Youth Development	05D	LMC	\$3,417.20
2021	7	8991	6874585	Teen Hype Youth Development	05D	LMC	\$10,881.36
2021	7	8991	6883198	Teen Hype Youth Development	05D	LMC	\$4,941.51
2022	6	9121	6784073	Clark Park Coalition	05D	LMC	\$8,793.32
2022	6	9121	6784074	Clark Park Coalition	05D	LMC	\$6,836.58
2022	6	9121	6785961	Clark Park Coalition	05D	LMC	\$6,453.91
2022	6	9121	6796746	Clark Park Coalition	05D	LMC	\$7,001.24
2022	6	9121	6809771	Clark Park Coalition	05D	LMC	\$12,299.59
2022	6	9121	6815797	Clark Park Coalition	05D	LMC	\$11,642.27
2022	6	9121	6829381	Clark Park Coalition	05D	LMC	\$14,891.34
2022	6	9122	6811888	Cody Rouge Community Action Alliance	05D	LMC	\$6,063.52
2022	6	9122	6811902	Cody Rouge Community Action Alliance	05D	LMC	\$5,313.52
2022	6	9122	6815377	Cody Rouge Community Action Alliance	05D	LMC	\$1,496.86
2022	6	9122	6817826	Cody Rouge Community Action Alliance	05D	LMC	\$1,147.52
2022	6	9122	6817838	Cody Rouge Community Action Alliance	05D	LMC	\$9,479.52
2022	6	9122	6822228	Cody Rouge Community Action Alliance	05D	LMC	\$9,479.52
2022	6	9122	6825766	Cody Rouge Community Action Alliance	05D	LMC	\$2,330.82
2022	6	9122	6846237	Cody Rouge Community Action Alliance	05D	LMC	\$6,019.73
2022	6	9122	6849492	Cody Rouge Community Action Alliance	05D	LMC	\$7,541.82
2022	6	9123	6785939	Coleman A. Young Foundation	05D	LMC	\$5,194.96
2022	6	9123	6814924	Coleman A. Young Foundation	05D	LMC	\$4,027.44
2022	6	9123	6816534	Coleman A. Young Foundation	05D	LMC	\$6,648.65
2022	6	9123	6840839	Coleman A. Young Foundation	05D	LMC	\$325.00
2022	6	9123	6847152	Coleman A. Young Foundation	05D	LMC	\$2,705.34
2022	6	9123	6881632	Coleman A. Young Foundation	05D	LMC	\$11,924.20
2022	6	9123	6881637	Coleman A. Young Foundation	05D	LMC	\$7,241.09



Office of Community Planning and Development  
U.S. Department of Housing and Urban Development  
Integrated Disbursement and Information System  
PR26 - CDBG Financial Summary Report  
Program Year 2023  
DETROIT , MI

DATE: 09-27-24  
TIME: 21:46  
PAGE: 1


2022	6	9123	6896638	Coleman A. Young Foundation	05D	LMC	\$2,253.65
2022	6	9123	6923801	Coleman A. Young Foundation	05D	LMC	\$3,012.97
2022	6	9123	6923879	Coleman A. Young Foundation	05D	LMC	\$1,134.29
2022	6	9123	6923949	Coleman A. Young Foundation	05D	LMC	\$4,205.42
2022	6	9123	6927398	Coleman A. Young Foundation	05D	LMC	\$4,241.21
2022	6	9123	6938505	Coleman A. Young Foundation	05D	LMC	\$2,369.52
2022	6	9124	6819782	Detroit Area Pre-College Engineering Program (DAPCEP)	05D	LMC	\$5,727.00
2022	6	9124	6824530	Detroit Area Pre-College Engineering Program (DAPCEP)	05D	LMC	\$16,159.13
2022	6	9124	6824539	Detroit Area Pre-College Engineering Program (DAPCEP)	05D	LMC	\$7,446.50
2022	6	9124	6867131	Detroit Area Pre-College Engineering Program (DAPCEP)	05D	LMC	\$10,530.75
2022	6	9124	6867137	Detroit Area Pre-College Engineering Program (DAPCEP)	05D	LMC	\$10,650.60
2022	6	9124	6867147	Detroit Area Pre-College Engineering Program (DAPCEP)	05D	LMC	\$18,391.02
2022	6	9136	6782447	Mercy Education Project	05D	LMC	\$5,987.63
2022	6	9136	6795729	Mercy Education Project	05D	LMC	\$10,572.87
2022	6	9136	6810201	Mercy Education Project	05D	LMC	\$6,179.79
2022	6	9136	6824734	Mercy Education Project	05D	LMC	\$6,419.30
2022	6	9136	6831792	Mercy Education Project	05D	LMC	\$6,413.44
2022	6	9136	6841071	Mercy Education Project	05D	LMC	\$6,372.89
2022	6	9136	6852940	Mercy Education Project	05D	LMC	\$6,931.60
2022	6	9136	6859828	Mercy Education Project	05D	LMC	\$7,753.98
2022	6	9143	6770221	Sowing Empowerment & Economic Dev (SEED)	05D	LMC	\$8,941.86
2022	6	9143	6811898	Sowing Empowerment & Economic Dev (SEED)	05D	LMC	\$2,980.62
2022	6	9143	6812406	Sowing Empowerment & Economic Dev (SEED)	05D	LMC	\$8,061.00
2022	6	9143	6824719	Sowing Empowerment & Economic Dev (SEED)	05D	LMC	\$7,742.00
2022	6	9143	6831790	Sowing Empowerment & Economic Dev (SEED)	05D	LMC	\$3,587.00
2022	6	9143	6890413	Sowing Empowerment & Economic Dev (SEED)	05D	LMC	\$6,965.33
2022	6	9143	6928184	Sowing Empowerment & Economic Dev (SEED)	05D	LMC	\$6,892.00
2022	6	9143	6928193	Sowing Empowerment & Economic Dev (SEED)	05D	LMC	\$7,306.00
2022	6	9147	6798215	The Youth Connection	05D	LMC	\$9,316.27
2022	6	9147	6798216	The Youth Connection	05D	LMC	\$10,279.15
2022	6	9147	6809726	The Youth Connection	05D	LMC	\$8,230.23
2022	6	9147	6812380	The Youth Connection	05D	LMC	\$6,294.79
2022	6	9147	6812382	The Youth Connection	05D	LMC	\$6,288.03
2022	6	9147	6816552	The Youth Connection	05D	LMC	\$3,345.22
2022	6	9147	6825769	The Youth Connection	05D	LMC	\$2,014.54
2022	6	9147	6825771	The Youth Connection	05D	LMC	\$685.61
2022	6	9147	6833753	The Youth Connection	05D	LMC	\$2,998.13
2022	6	9147	6846238	The Youth Connection	05D	LMC	\$8,084.77
2022	6	9147	6864071	The Youth Connection	05D	LMC	\$4,838.27
2022	6	9147	6864518	The Youth Connection	05D	LMC	\$16,529.99
2022	6	9148	6819578	Urban Neighborhood Initiative	05D	LMC	\$1,456.02
2022	6	9148	6819615	Urban Neighborhood Initiative	05D	LMC	\$944.30
2022	6	9148	6824718	Urban Neighborhood Initiative	05D	LMC	\$2,680.78
2022	6	9148	6835966	Urban Neighborhood Initiative	05D	LMC	\$3,042.80
2022	6	9148	6845310	Urban Neighborhood Initiative	05D	LMC	\$2,789.39
2022	6	9148	6845311	Urban Neighborhood Initiative	05D	LMC	\$3,897.68
2022	6	9148	6845592	Urban Neighborhood Initiative	05D	LMC	\$5,400.31
2022	6	9148	6845967	Urban Neighborhood Initiative	05D	LMC	\$2,391.41
2022	6	9148	6855587	Urban Neighborhood Initiative	05D	LMC	\$8,408.69
2022	6	9148	6855589	Urban Neighborhood Initiative	05D	LMC	\$7,497.15
2022	6	9148	6859820	Urban Neighborhood Initiative	05D	LMC	\$9,700.91
2022	6	9148	6864496	Urban Neighborhood Initiative	05D	LMC	\$15,322.90
2022	6	9149	6786273	Wellspring	05D	LMC	\$7,000.76
2022	6	9149	6786832	Wellspring	05D	LMC	\$1,072.93
2022	6	9149	6786833	Wellspring	05D	LMC	\$12,042.53
2022	6	9149	6800784	Wellspring	05D	LMC	\$8,951.85
2022	6	9149	6812376	Wellspring	05D	LMC	\$7,826.23
2022	6	9149	6814003	Wellspring	05D	LMC	\$8,384.44
2022	6	9149	6823612	Wellspring	05D	LMC	\$8,340.43
2022	6	9149	6840860	Wellspring	05D	LMC	\$8,074.50
2022	6	9149	6849674	Wellspring	05D	LMC	\$3,423.26
2022	6	9149	6855676	Wellspring	05D	LMC	\$76.90
2022	6	9149	6864532	Wellspring	05D	LMC	\$3,877.04
2022	6	9151	6833719	YMCA	05D	LMC	\$9,371.17
2022	6	9151	6849668	YMCA	05D	LMC	\$10,723.96
2022	6	9151	6858490	YMCA	05D	LMC	\$16,042.39
2022	6	9151	6864779	YMCA	05D	LMC	\$27,767.48
2023	6	9306	6890616	Clark Park Coalition	05D	LMC	\$3,005.45
2023	6	9306	6892801	Clark Park Coalition	05D	LMC	\$5,128.87
2023	6	9306	6895290	Clark Park Coalition	05D	LMC	\$5,309.80
2023	6	9306	6903531	Clark Park Coalition	05D	LMC	\$6,067.81
2023	6	9306	6934404	Clark Park Coalition	05D	LMC	\$14,024.43
2023	6	9309	6931053	Detroit Horse Power	05D	LMC	\$11,737.46
2023	6	9322	6905729	Mercy Education Project	05D	LMC	\$2,825.22
2023	6	9322	6907697	Mercy Education Project	05D	LMC	\$7,309.04
2023	6	9322	6907701	Mercy Education Project	05D	LMC	\$6,025.84



Office of Community Planning and Development  
U.S. Department of Housing and Urban Development  
Integrated Disbursement and Information System  
PR26 - CDBG Financial Summary Report  
Program Year 2023  
DETROIT , MI

DATE: 09-27-24  
TIME: 21:46  
PAGE: 1

2023	6	9322	6907711	Mercy Education Project	05D	LMC	\$6,031.66
2023	6	9322	6911850	Mercy Education Project	05D	LMC	\$9,014.03
2023	6	9322	6923847	Mercy Education Project	05D	LMC	\$6,546.59
2023	6	9332	6923963	The Youth Connection	05D	LMC	\$7,329.99
2023	6	9332	6925764	The Youth Connection	05D	LMC	\$11,174.15
2023	6	9332	6929865	The Youth Connection	05D	LMC	\$10,379.05
2023	6	9332	6932400	The Youth Connection	05D	LMC	\$8,937.74
2023	6	9332	6936133	The Youth Connection	05D	LMC	\$11,892.55
2023	6	9333	6901057	Urban Neighborhood Initiative	05D	LMC	\$2,812.23
2023	6	9333	6901877	Urban Neighborhood Initiative	05D	LMC	\$6,370.06
2023	6	9333	6901888	Urban Neighborhood Initiative	05D	LMC	\$7,945.91
2023	6	9333	6919225	Urban Neighborhood Initiative	05D	LMC	\$4,303.76
2023	6	9333	6923033	Urban Neighborhood Initiative	05D	LMC	\$5,477.80
2023	6	9333	6929991	Urban Neighborhood Initiative	05D	LMC	\$4,581.00
2023	6	9333	6937515	Urban Neighborhood Initiative	05D	LMC	\$3,233.38
2023	6	9334	6907679	Wellspring	05D	LMC	\$800.64
2023	6	9334	6907681	Wellspring	05D	LMC	\$11,885.17
2023	6	9334	6907682	Wellspring	05D	LMC	\$1,853.48
2023	6	9334	6909176	Wellspring	05D	LMC	\$10,500.32
2023	6	9334	6917670	Wellspring	05D	LMC	\$3,369.68
2023	6	9334	6927386	Wellspring	05D	LMC	\$2,139.29
2023	6	9334	6937569	Wellspring	05D	LMC	\$10,907.90
					<b>05D</b>	<b>Matrix Code</b>	<b>\$883,556.35</b>
2022	6	9133	6784076	Latin Americans for Social and Economic Development (LASED)	05E	LMC	\$5,420.02
2022	6	9133	6802030	Latin Americans for Social and Economic Development (LASED)	05E	LMC	\$8,200.21
2022	6	9133	6809736	Latin Americans for Social and Economic Development (LASED)	05E	LMC	\$6,148.47
2022	6	9133	6822455	Latin Americans for Social and Economic Development (LASED)	05E	LMC	\$5,775.01
2022	6	9133	6831766	Latin Americans for Social and Economic Development (LASED)	05E	LMC	\$6,454.05
2022	6	9133	6840925	Latin Americans for Social and Economic Development (LASED)	05E	LMC	\$5,373.95
2022	6	9133	6855664	Latin Americans for Social and Economic Development (LASED)	05E	LMC	\$5,506.89
2022	6	9133	6864077	Latin Americans for Social and Economic Development (LASED)	05E	LMC	\$9,557.62
2022	6	9133	6864443	Latin Americans for Social and Economic Development (LASED)	05E	LMC	\$2,300.62
2023	6	9319	6923889	Latin Americans for Social and Economic Development (LASED)	05E	LMC	\$5,347.05
2023	6	9319	6934402	Latin Americans for Social and Economic Development (LASED)	05E	LMC	\$5,762.05
					<b>05E</b>	<b>Matrix Code</b>	<b>\$65,845.94</b>
2022	6	9116	6837835	Public Service - Summer Jobs Program including GYDT and Training (NRSA)	05H	LMC	\$27,275.67
2022	6	9116	6840610	Public Service - Summer Jobs Program including GYDT and Training (NRSA)	05H	LMC	\$68,739.08
2022	6	9116	6840620	Public Service - Summer Jobs Program including GYDT and Training (NRSA)	05H	LMC	\$32,578.27
2022	6	9116	6842997	Public Service - Summer Jobs Program including GYDT and Training (NRSA)	05H	LMC	\$68,752.03
2022	6	9116	6870217	Public Service - Summer Jobs Program including GYDT and Training (NRSA)	05H	LMC	\$732.86
2022	6	9116	6879945	Public Service - Summer Jobs Program including GYDT and Training (NRSA)	05H	LMC	\$14,246.84
2022	6	9120	6785941	Center for Employment Opportunities	05H	LMC	\$5,991.72
2022	6	9120	6785946	Center for Employment Opportunities	05H	LMC	\$6,133.33
2022	6	9120	6785947	Center for Employment Opportunities	05H	LMC	\$5,824.84
2022	6	9120	6786957	Center for Employment Opportunities	05H	LMC	\$6,003.22
2022	6	9120	6792601	Center for Employment Opportunities	05H	LMC	\$5,960.90
2022	6	9120	6818129	Center for Employment Opportunities	05H	LMC	\$4,663.78
2022	6	9120	6835988	Center for Employment Opportunities	05H	LMC	\$5,567.72
2022	6	9120	6840880	Center for Employment Opportunities	05H	LMC	\$5,662.01
2022	6	9120	6860716	Center for Employment Opportunities	05H	LMC	\$6,068.64
2022	6	9120	6860718	Center for Employment Opportunities	05H	LMC	\$7,428.94
2022	6	9120	6865410	Center for Employment Opportunities	05H	LMC	\$8,462.57
2022	6	9128	6825756	Family Assistance for Renaissance Men	05H	LMC	\$6,258.74
2022	6	9128	6825760	Family Assistance for Renaissance Men	05H	LMC	\$2,748.59
2022	6	9128	6835984	Family Assistance for Renaissance Men	05H	LMC	\$4,279.53
2022	6	9128	6835986	Family Assistance for Renaissance Men	05H	LMC	\$3,823.94
2022	6	9128	6835987	Family Assistance for Renaissance Men	05H	LMC	\$6,768.35
2022	6	9128	6847835	Family Assistance for Renaissance Men	05H	LMC	\$7,113.11
2022	6	9128	6847836	Family Assistance for Renaissance Men	05H	LMC	\$11,306.59
2022	6	9128	6865284	Family Assistance for Renaissance Men	05H	LMC	\$5,367.01
2022	6	9128	6868847	Family Assistance for Renaissance Men	05H	LMC	\$2,287.64
2022	6	9128	6872603	Family Assistance for Renaissance Men	05H	LMC	\$5,590.97
2022	6	9128	6881704	Family Assistance for Renaissance Men	05H	LMC	\$3,060.97
2022	6	9129	6825096	The Greening of Detroit	05H	LMC	\$7,925.29
2022	6	9129	6825097	The Greening of Detroit	05H	LMC	\$15,524.89
2022	6	9129	6846234	The Greening of Detroit	05H	LMC	\$28,653.94
2022	6	9129	6853600	The Greening of Detroit	05H	LMC	\$2,317.63
2022	6	9129	6853601	The Greening of Detroit	05H	LMC	\$7,193.06
2022	6	9129	6853602	The Greening of Detroit	05H	LMC	\$7,290.19
2022	6	9130	6788391	International Institute of Metropolitan Detroit	05H	LMC	\$7,692.96
2022	6	9130	6804193	International Institute of Metropolitan Detroit	05H	LMC	\$6,842.97
2022	6	9130	6812378	International Institute of Metropolitan Detroit	05H	LMC	\$7,317.97
2022	6	9130	6830878	International Institute of Metropolitan Detroit	05H	LMC	\$7,416.97
2022	6	9130	6852249	International Institute of Metropolitan Detroit	05H	LMC	\$8,068.45
2022	6	9130	6852255	International Institute of Metropolitan Detroit	05H	LMC	\$6,043.49
2022	6	9130	6855672	International Institute of Metropolitan Detroit	05H	LMC	\$6,094.63

<div>  <div> <div>Office of Community Planning and Development</div> <div>U.S. Department of Housing and Urban Development</div> <div>Integrated Disbursement and Information System</div> <div>PR26 - CDBG Financial Summary Report</div> <div>Program Year 2023</div> <div>DETROIT , MI</div> </div> </div>								DATE:	09-27-24
								TIME:	21:46
								PAGE:	1
2022	6	9130	6864781	International Institute of Metropolitan Detroit	05H	LMC			\$2,051.74
2022	6	9140	6771273	Siena Literacy Center	05H	LMC			\$9,103.94
2022	6	9140	6785950	Siena Literacy Center	05H	LMC			\$5,237.36
2022	6	9140	6799864	Siena Literacy Center	05H	LMC			\$5,960.68
2022	6	9140	6810198	Siena Literacy Center	05H	LMC			\$9,301.73
2022	6	9140	6831773	Siena Literacy Center	05H	LMC			\$2,929.50
2022	6	9140	6845312	Siena Literacy Center	05H	LMC			\$4,871.41
2022	6	9140	6847841	Siena Literacy Center	05H	LMC			\$2,322.17
2022	6	9140	6859238	Siena Literacy Center	05H	LMC			\$614.17
2022	6	9140	6865326	Siena Literacy Center	05H	LMC			\$3,303.07
2022	6	9278	6838872	Public Service - Summer Jobs Program including GYDT and Training (NRSA 2)	05H	LMC			\$44,000.15
2022	6	9278	6840614	Public Service - Summer Jobs Program including GYDT and Training (NRSA 2)	05H	LMC			\$94,925.26
2022	6	9278	6840621	Public Service - Summer Jobs Program including GYDT and Training (NRSA 2)	05H	LMC			\$45,445.35
2022	6	9278	6842996	Public Service - Summer Jobs Program including GYDT and Training (NRSA 2)	05H	LMC			\$92,643.47
2022	6	9278	6870257	Public Service - Summer Jobs Program including GYDT and Training (NRSA 2)	05H	LMC			\$1,123.84
2022	6	9278	6870271	Public Service - Summer Jobs Program including GYDT and Training (NRSA 2)	05H	LMC			\$1,649.84
2022	6	9278	6880124	Public Service - Summer Jobs Program including GYDT and Training (NRSA 2)	05H	LMC			\$17,979.20
2022	6	9279	6840609	Public Service - Summer Jobs Program including GYDT and Training (NRSA 3)	05H	LMC			\$41,943.87
2022	6	9279	6840611	Public Service - Summer Jobs Program including GYDT and Training (NRSA 3)	05H	LMC			\$88,174.82
2022	6	9279	6840622	Public Service - Summer Jobs Program including GYDT and Training (NRSA 3)	05H	LMC			\$40,809.02
2022	6	9279	6843780	Public Service - Summer Jobs Program including GYDT and Training (NRSA 3)	05H	LMC			\$93,402.94
2022	6	9279	6870228	Public Service - Summer Jobs Program including GYDT and Training (NRSA 3)	05H	LMC			\$6,331.28
2022	6	9279	6870259	Public Service - Summer Jobs Program including GYDT and Training (NRSA 3)	05H	LMC			\$549.60
2022	6	9279	6880692	Public Service - Summer Jobs Program including GYDT and Training (NRSA 3)	05H	LMC			\$34,575.39
2022	6	9280	6840601	Public Service - Summer Jobs Program including GYDT and Training (NRSA 4)	05H	LMC			\$26,834.92
2022	6	9280	6840615	Public Service - Summer Jobs Program including GYDT and Training (NRSA 4)	05H	LMC			\$57,228.19
2022	6	9280	6840853	Public Service - Summer Jobs Program including GYDT and Training (NRSA 4)	05H	LMC			\$22,191.70
2022	6	9280	6843005	Public Service - Summer Jobs Program including GYDT and Training (NRSA 4)	05H	LMC			\$57,249.20
2022	6	9280	6870231	Public Service - Summer Jobs Program including GYDT and Training (NRSA 4)	05H	LMC			\$1,088.37
2022	6	9280	6879844	Public Service - Summer Jobs Program including GYDT and Training (NRSA 4)	05H	LMC			\$16,023.68
2022	6	9281	6840618	Public Service - Summer Jobs Program including GYDT and Training (NRSA 5)	05H	LMC			\$120,123.54
2022	6	9281	6841054	Public Service - Summer Jobs Program including GYDT and Training (NRSA 5)	05H	LMC			\$59,554.20
2022	6	9281	6841869	Public Service - Summer Jobs Program including GYDT and Training (NRSA 5)	05H	LMC			\$47,133.08
2022	6	9281	6843012	Public Service - Summer Jobs Program including GYDT and Training (NRSA 5)	05H	LMC			\$122,980.22
2022	6	9281	6870237	Public Service - Summer Jobs Program including GYDT and Training (NRSA 5)	05H	LMC			\$2,342.27
2022	6	9281	6870246	Public Service - Summer Jobs Program including GYDT and Training (NRSA 5)	05H	LMC			\$1,081.23
2022	6	9281	6879953	Public Service - Summer Jobs Program including GYDT and Training (NRSA 5)	05H	LMC			\$32,625.05
2023	6	9304	6886551	Cass Community Social Services	05H	LMC			\$8,003.39
2023	6	9304	6899826	Cass Community Social Services	05H	LMC			\$6,362.92
2023	6	9304	6905925	Cass Community Social Services	05H	LMC			\$4,887.63
2023	6	9304	6915906	Cass Community Social Services	05H	LMC			\$10,031.83
2023	6	9304	6924892	Cass Community Social Services	05H	LMC			\$6,928.99
2023	6	9304	6936090	Cass Community Social Services	05H	LMC			\$7,327.00
2023	6	9305	6929978	Center for Employment Opportunities	05H	LMC			\$7,064.26
2023	6	9305	6929983	Center for Employment Opportunities	05H	LMC			\$7,023.02
2023	6	9305	6929988	Center for Employment Opportunities	05H	LMC			\$6,986.10
2023	6	9305	6931734	Center for Employment Opportunities	05H	LMC			\$7,289.66
2023	6	9305	6932243	Center for Employment Opportunities	05H	LMC			\$6,622.75
2023	6	9305	6933281	Center for Employment Opportunities	05H	LMC			\$7,158.77
2023	6	9316	6905933	International Institute of Metropolitan Detroit	05H	LMC			\$8,234.46
2023	6	9316	6912371	International Institute of Metropolitan Detroit	05H	LMC			\$8,245.46
2023	6	9316	6917753	International Institute of Metropolitan Detroit	05H	LMC			\$7,640.47
2023	6	9316	6919269	International Institute of Metropolitan Detroit	05H	LMC			\$7,734.47
2023	6	9316	6932241	International Institute of Metropolitan Detroit	05H	LMC			\$7,734.47
2023	6	9327	6886467	Siena Literacy Center	05H	LMC			\$10,789.67
2023	6	9327	6886564	Siena Literacy Center	05H	LMC			\$8,858.36
2023	6	9327	6899822	Siena Literacy Center	05H	LMC			\$13,971.52
2023	6	9327	6919251	Siena Literacy Center	05H	LMC			\$9,162.48
2023	6	9327	6927433	Siena Literacy Center	05H	LMC			\$9,516.37
2023	6	9327	6937563	Siena Literacy Center	05H	LMC			\$4,900.15
					05H	Matrix Code			\$1,855,259.95
2022	6	9131	6778680	Jefferson East Business Association	05I	LMA			\$5,939.11
2022	6	9131	6794032	Jefferson East Business Association	05I	LMA			\$13,467.27
2022	6	9131	6799857	Jefferson East Business Association	05I	LMA			\$6,847.48
2022	6	9131	6830880	Jefferson East Business Association	05I	LMA			\$9,436.58
2022	6	9131	6843782	Jefferson East Business Association	05I	LMA			\$13,494.97
2022	6	9131	6865403	Jefferson East Business Association	05I	LMA			\$19,873.63
2022	6	9131	6866418	Jefferson East Business Association	05I	LMA			\$4,845.94
2023	6	9317	6907678	Jefferson East Business Association	05I	LMA			\$6,044.23
					05I	Matrix Code			\$79,949.21
2023	6	9313	6934260	Family Assistance for Renaissance Men	05J	LMC			\$1,443.28
2023	6	9313	6939164	Family Assistance for Renaissance Men	05J	LMC			\$8,777.18
2023	6	9313	6939172	Family Assistance for Renaissance Men	05J	LMC			\$3,452.34
2023	6	9313	6939177	Family Assistance for Renaissance Men	05J	LMC			\$3,577.38
2023	6	9313	6939180	Family Assistance for Renaissance Men	05J	LMC			\$9,005.25
2023	6	9313	6940143	Family Assistance for Renaissance Men	05J	LMC			\$4,373.21



Office of Community Planning and Development  
U.S. Department of Housing and Urban Development  
Integrated Disbursement and Information System  
PR26 - CDBG Financial Summary Report  
Program Year 2023  
DETROIT , MI

DATE: 09-27-24  
TIME: 21:46  
PAGE: 1

2023	6	9313	6941346	Family Assistance for Renaissance Men	05J	LMC	\$3,038.37
					<b>05J</b>	<b>Matrix Code</b>	<b>\$33,667.01</b>
2022	6	9119	6785963	Cass Community Social Services	05M	LMC	\$3,845.77
2022	6	9119	6796854	Cass Community Social Services	05M	LMC	\$5,423.92
2022	6	9119	6808434	Cass Community Social Services	05M	LMC	\$3,731.67
2022	6	9119	6823178	Cass Community Social Services	05M	LMC	\$9,293.18
2022	6	9119	6833755	Cass Community Social Services	05M	LMC	\$6,717.34
2022	6	9119	6841793	Cass Community Social Services	05M	LMC	\$6,802.89
2022	6	9119	6855669	Cass Community Social Services	05M	LMC	\$7,195.95
2022	6	9119	6862135	Cass Community Social Services	05M	LMC	\$9,801.70
2022	6	9137	6800007	My Community Dental Center (MCDC)	05M	LMC	\$4,760.00
2022	6	9137	6811856	My Community Dental Center (MCDC)	05M	LMC	\$5,657.40
2022	6	9137	6825750	My Community Dental Center (MCDC)	05M	LMC	\$6,131.10
2022	6	9137	6829373	My Community Dental Center (MCDC)	05M	LMC	\$392.00
2022	6	9137	6842981	My Community Dental Center (MCDC)	05M	LMC	\$10,117.55
2022	6	9137	6852568	My Community Dental Center (MCDC)	05M	LMC	\$7,910.00
2022	6	9137	6862136	My Community Dental Center (MCDC)	05M	LMC	\$3,638.00
2022	6	9137	6870818	My Community Dental Center (MCDC)	05M	LMC	\$5,797.49
2022	6	9137	6882849	My Community Dental Center (MCDC)	05M	LMC	\$7,412.06
2022	6	9137	6891656	My Community Dental Center (MCDC)	05M	LMC	\$7,401.00
2022	6	9138	6792607	Project Healthy Community	05M	LMC	\$2,666.73
2022	6	9138	6793471	Project Healthy Community	05M	LMC	\$2,954.82
2022	6	9138	6793477	Project Healthy Community	05M	LMC	\$2,846.77
2022	6	9138	6793479	Project Healthy Community	05M	LMC	\$4,116.74
2022	6	9138	6800752	Project Healthy Community	05M	LMC	\$4,586.97
2022	6	9138	6809744	Project Healthy Community	05M	LMC	\$6,446.35
2022	6	9138	6822286	Project Healthy Community	05M	LMC	\$7,245.65
2022	6	9138	6824532	Project Healthy Community	05M	LMC	\$11,114.82
2022	6	9138	6840879	Project Healthy Community	05M	LMC	\$6,407.73
2022	6	9138	6849700	Project Healthy Community	05M	LMC	\$7,305.12
2022	6	9138	6855657	Project Healthy Community	05M	LMC	\$7,508.74
2022	6	9138	6864794	Project Healthy Community	05M	LMC	\$10,583.95
2022	6	9138	6872626	Project Healthy Community	05M	LMC	\$120.61
2022	6	9150	6775043	World Medical Relief	05M	LMC	\$5,702.34
2022	6	9150	6775048	World Medical Relief	05M	LMC	\$6,802.85
2022	6	9150	6792597	World Medical Relief	05M	LMC	\$4,504.89
2022	6	9150	6809739	World Medical Relief	05M	LMC	\$6,289.61
2022	6	9150	6814945	World Medical Relief	05M	LMC	\$3,905.93
2022	6	9150	6824527	World Medical Relief	05M	LMC	\$5,589.90
2022	6	9150	6837086	World Medical Relief	05M	LMC	\$3,538.75
2022	6	9150	6849672	World Medical Relief	05M	LMC	\$8,747.25
2022	6	9150	6855663	World Medical Relief	05M	LMC	\$5,697.01
2022	6	9150	6863131	World Medical Relief	05M	LMC	\$14,566.93
2023	6	9318	6919242	Joy-Southfield CDC	05M	LMC	\$1,000.00
2023	6	9318	6919259	Joy-Southfield CDC	05M	LMC	\$1,000.00
2023	6	9318	6919263	Joy-Southfield CDC	05M	LMC	\$1,000.00
2023	6	9318	6919273	Joy-Southfield CDC	05M	LMC	\$1,000.00
2023	6	9323	6904304	My Community Dental Center (MCDC)	05M	LMC	\$3,493.00
2023	6	9323	6917662	My Community Dental Center (MCDC)	05M	LMC	\$3,663.00
2023	6	9323	6923746	My Community Dental Center (MCDC)	05M	LMC	\$13,812.40
2023	6	9325	6898035	Project Healthy Community	05M	LMC	\$5,273.10
2023	6	9325	6898158	Project Healthy Community	05M	LMC	\$5,520.74
2023	6	9325	6898178	Project Healthy Community	05M	LMC	\$3,204.05
2023	6	9325	6906798	Project Healthy Community	05M	LMC	\$9,676.83
2023	6	9325	6917758	Project Healthy Community	05M	LMC	\$8,611.63
2023	6	9325	6928207	Project Healthy Community	05M	LMC	\$8,364.48
2023	6	9335	6911041	World Medical Relief	05M	LMC	\$2,587.47
2023	6	9335	6911300	World Medical Relief	05M	LMC	\$5,614.71
2023	6	9335	6916751	World Medical Relief	05M	LMC	\$7,044.30
2023	6	9335	6919230	World Medical Relief	05M	LMC	\$6,630.94
2023	6	9335	6919232	World Medical Relief	05M	LMC	\$4,950.67
2023	6	9335	6928694	World Medical Relief	05M	LMC	\$4,803.23
2023	6	9335	6936804	World Medical Relief	05M	LMC	\$2,810.64
					<b>05M</b>	<b>Matrix Code</b>	<b>\$351,340.67</b>
2022	8	9208	6788360	Legal Aid & Defender (HP)	05Q	LMC	\$6,223.88
2022	8	9208	6806738	Legal Aid & Defender (HP)	05Q	LMC	\$4,189.87
2022	8	9208	6812397	Legal Aid & Defender (HP)	05Q	LMC	\$8,181.37
2022	8	9208	6821945	Legal Aid & Defender (HP)	05Q	LMC	\$15,747.25
2022	8	9208	6833710	Legal Aid & Defender (HP)	05Q	LMC	\$14,040.69
2022	8	9208	6846870	Legal Aid & Defender (HP)	05Q	LMC	\$21,987.82
2022	8	9208	6855614	Legal Aid & Defender (HP)	05Q	LMC	\$20,506.87
2022	8	9208	6864014	Legal Aid & Defender (HP)	05Q	LMC	\$17,974.67
2022	8	9209	6784471	Matrix Human Services (HP)	05Q	LMC	\$4,712.48
2022	8	9209	6793508	Matrix Human Services (HP)	05Q	LMC	\$4,665.71
2022	8	9209	6806751	Matrix Human Services (HP)	05Q	LMC	\$7,805.29
2022	8	9209	6810055	Matrix Human Services (HP)	05Q	LMC	\$5,559.65





Office of Community Planning and Development  
U.S. Department of Housing and Urban Development  
Integrated Disbursement and Information System  
PR26 - CDBG Financial Summary Report  
Program Year 2023  
DETROIT , MI

DATE: 09-27-24  
TIME: 21:46  
PAGE: 1

2022	8	9209	6834063	Matrix Human Services (HP)	05Q	LMC	\$1,928.29
2022	8	9209	6845513	Matrix Human Services (HP)	05Q	LMC	\$4,465.79
2022	8	9209	6856429	Matrix Human Services (HP)	05Q	LMC	\$5,914.18
2022	8	9209	6886561	Matrix Human Services (HP)	05Q	LMC	\$6,147.50
2022	8	9220	6844101	Neighborhood Legal Services Michigan (RR) Reprogrammed Funds (2022-23)	05Q	LMC	\$34,473.41
2022	8	9220	6863130	Neighborhood Legal Services Michigan (RR) Reprogrammed Funds (2022-23)	05Q	LMC	\$22,934.35
2022	8	9220	6868846	Neighborhood Legal Services Michigan (RR) Reprogrammed Funds (2022-23)	05Q	LMC	\$14,482.36
2022	8	9220	6881828	Neighborhood Legal Services Michigan (RR) Reprogrammed Funds (2022-23)	05Q	LMC	\$1,068.58
2022	8	9220	6882861	Neighborhood Legal Services Michigan (RR) Reprogrammed Funds (2022-23)	05Q	LMC	\$2,041.30
					<b>05Q</b>	<b>Matrix Code</b>	<b>\$225,051.31</b>
2022	8	9196	6833704	Alternative For Girls (RR)	05S	LMH	\$2,976.00
2022	8	9196	6837832	Alternative For Girls (RR)	05S	LMH	\$2,237.11
2022	8	9196	6837854	Alternative For Girls (RR)	05S	LMH	\$2,085.00
2022	8	9196	6867157	Alternative For Girls (RR)	05S	LMH	\$2,983.55
2022	8	9196	6872638	Alternative For Girls (RR)	05S	LMH	\$198.50
2022	8	9196	6872658	Alternative For Girls (RR)	05S	LMH	\$2,803.00
2022	8	9196	6872670	Alternative For Girls (RR)	05S	LMH	\$2,249.00
2022	8	9196	6877554	Alternative For Girls (RR)	05S	LMH	\$1,288.46
2022	8	9196	6882788	Alternative For Girls (RR)	05S	LMH	\$9,246.21
2022	8	9196	6885684	Alternative For Girls (RR)	05S	LMH	\$12,860.07
2022	8	9196	6885692	Alternative For Girls (RR)	05S	LMH	\$4,594.00
2022	8	9196	6886565	Alternative For Girls (RR)	05S	LMH	\$1,100.00
2022	8	9196	6891839	Alternative For Girls (RR)	05S	LMH	\$1,969.70
2022	8	9202	6789621	Community Home Support (RR)	05S	LMH	\$2,028.15
2022	8	9202	6791264	Community Home Support (RR)	05S	LMH	\$5,588.23
2022	8	9202	6806739	Community Home Support (RR)	05S	LMH	\$6,044.19
2022	8	9202	6816544	Community Home Support (RR)	05S	LMH	\$6,142.61
2022	8	9202	6822259	Community Home Support (RR)	05S	LMH	\$5,548.95
2022	8	9202	6853608	Community Home Support (RR)	05S	LMH	\$1,890.00
2022	8	9203	6834065	Community Home Support (Shelter Replacement) (RR)	05S	LMH	\$26,231.29
2022	8	9203	6837834	Community Home Support (Shelter Replacement) (RR)	05S	LMH	\$20,272.86
2022	8	9203	6838880	Community Home Support (Shelter Replacement) (RR)	05S	LMH	\$17,998.81
2022	8	9203	6852325	Community Home Support (Shelter Replacement) (RR)	05S	LMH	\$12,563.90
2022	8	9203	6885051	Community Home Support (Shelter Replacement) (RR)	05S	LMH	\$2,295.77
2022	8	9203	6891559	Community Home Support (Shelter Replacement) (RR)	05S	LMH	\$130.71
2022	8	9203	6892563	Community Home Support (Shelter Replacement) (RR)	05S	LMH	\$271.97
2022	8	9203	6912365	Community Home Support (Shelter Replacement) (RR)	05S	LMH	\$8,669.66
2022	8	9203	6934031	Community Home Support (Shelter Replacement) (RR)	05S	LMH	\$4,128.38
2022	8	9214	6779576	Ruth Ellis (RR)	05S	LMH	\$2,755.97
2022	8	9214	6791022	Ruth Ellis (RR)	05S	LMH	\$2,889.14
2022	8	9214	6812388	Ruth Ellis (RR)	05S	LMH	\$837.22
2022	8	9214	6815808	Ruth Ellis (RR)	05S	LMH	\$881.60
2022	8	9214	6846236	Ruth Ellis (RR)	05S	LMH	\$794.78
2022	8	9214	6866467	Ruth Ellis (RR)	05S	LMH	\$2,662.56
2022	8	9214	6866491	Ruth Ellis (RR)	05S	LMH	\$13,647.58
2022	8	9214	6890026	Ruth Ellis (RR)	05S	LMH	\$3,809.55
					<b>05S</b>	<b>Matrix Code</b>	<b>\$194,674.48</b>
2021	7	8998	6768552	Southwest Economic Solution Corporation	05Z	LMC	\$10,477.23
2021	7	8998	6768554	Southwest Economic Solution Corporation	05Z	LMC	\$4,131.66
2021	7	8998	6774738	Southwest Economic Solution Corporation	05Z	LMC	\$9,445.00
2021	7	8998	6788356	Southwest Economic Solution Corporation	05Z	LMC	\$6,935.04
2022	6	9127	6793469	Dominican Literacy Center	05Z	LMC	\$5,900.00
2022	6	9127	6802639	Dominican Literacy Center	05Z	LMC	\$5,075.00
2022	6	9127	6811047	Dominican Literacy Center	05Z	LMC	\$5,000.00
2022	6	9127	6841475	Dominican Literacy Center	05Z	LMC	\$5,498.00
2022	6	9127	6841478	Dominican Literacy Center	05Z	LMC	\$5,761.00
2022	6	9127	6841480	Dominican Literacy Center	05Z	LMC	\$5,060.00
2022	6	9127	6852573	Dominican Literacy Center	05Z	LMC	\$9,381.00
2022	6	9139	6791026	SER Metro Detroit	05Z	LMC	\$3,883.81
2022	6	9139	6793513	SER Metro Detroit	05Z	LMC	\$5,371.93
2022	6	9139	6800782	SER Metro Detroit	05Z	LMC	\$5,137.45
2022	6	9139	6800790	SER Metro Detroit	05Z	LMC	\$5,495.43
2022	6	9139	6811050	SER Metro Detroit	05Z	LMC	\$9,670.44
2022	6	9139	6820197	SER Metro Detroit	05Z	LMC	\$1,903.79
2022	6	9139	6835980	SER Metro Detroit	05Z	LMC	\$5,548.60
2022	6	9139	6840608	SER Metro Detroit	05Z	LMC	\$9,692.21
2022	6	9139	6840854	SER Metro Detroit	05Z	LMC	\$4,719.52
2022	6	9139	6849657	SER Metro Detroit	05Z	LMC	\$8,979.14
2022	6	9139	6865396	SER Metro Detroit	05Z	LMC	\$4,479.72
2022	6	9139	6870808	SER Metro Detroit	05Z	LMC	\$7,505.48
2022	6	9139	6875433	SER Metro Detroit	05Z	LMC	\$1,391.48
2022	6	9141	6793511	Southwest Detroit Business Association (SDBA)	05Z	LMC	\$3,300.00
2022	6	9141	6799859	Southwest Detroit Business Association (SDBA)	05Z	LMC	\$3,735.00
2022	6	9141	6799860	Southwest Detroit Business Association (SDBA)	05Z	LMC	\$8,250.00
2022	6	9141	6799861	Southwest Detroit Business Association (SDBA)	05Z	LMC	\$6,480.00
2022	6	9141	6799863	Southwest Detroit Business Association (SDBA)	05Z	LMC	\$7,920.00



Office of Community Planning and Development  
U.S. Department of Housing and Urban Development  
Integrated Disbursement and Information System  
PR26 - CDBG Financial Summary Report  
Program Year 2023  
DETROIT , MI

DATE: 09-27-24  
TIME: 21:46  
PAGE: 1

2022	6	9141	6815806	Southwest Detroit Business Association (SDBA)	05Z	LMC	\$3,715.00
2022	6	9141	6831115	Southwest Detroit Business Association (SDBA)	05Z	LMC	\$3,400.00
2022	6	9141	6831116	Southwest Detroit Business Association (SDBA)	05Z	LMC	\$6,000.00
2022	6	9141	6852812	Southwest Detroit Business Association (SDBA)	05Z	LMC	\$2,050.00
2022	6	9141	6859240	Southwest Detroit Business Association (SDBA)	05Z	LMC	\$3,280.00
2022	6	9141	6863136	Southwest Detroit Business Association (SDBA)	05Z	LMC	\$6,960.00
2022	6	9141	6876278	Southwest Detroit Business Association (SDBA)	05Z	LMC	\$8,815.00
2022	6	9142	6825752	Southwest Economic Solution Corporation	05Z	LMC	\$5,584.61
2022	6	9142	6828187	Southwest Economic Solution Corporation	05Z	LMC	\$8,349.55
2022	6	9142	6849469	Southwest Economic Solution Corporation	05Z	LMC	\$8,715.03
2022	6	9142	6849473	Southwest Economic Solution Corporation	05Z	LMC	\$5,949.03
2022	6	9142	6849478	Southwest Economic Solution Corporation	05Z	LMC	\$6,452.30
2022	6	9142	6865289	Southwest Economic Solution Corporation	05Z	LMC	\$8,566.04
2022	6	9142	6887650	Southwest Economic Solution Corporation	05Z	LMC	\$10,587.31
2022	6	9142	6900977	Southwest Economic Solution Corporation	05Z	LMC	\$7,517.47
2022	6	9142	6907699	Southwest Economic Solution Corporation	05Z	LMC	\$6,488.00
2022	6	9142	6907710	Southwest Economic Solution Corporation	05Z	LMC	\$6,060.59
2022	6	9142	6921216	Southwest Economic Solution Corporation	05Z	LMC	\$2,775.00
2022	6	9142	6932281	Southwest Economic Solution Corporation	05Z	LMC	\$1,860.07
2022	6	9145	6789628	St. Vincent & Sarah Fisher Center	05Z	LMC	\$5,874.35
2022	6	9145	6806198	St. Vincent & Sarah Fisher Center	05Z	LMC	\$6,008.02
2022	6	9145	6806199	St. Vincent & Sarah Fisher Center	05Z	LMC	\$8,734.61
2022	6	9145	6818127	St. Vincent & Sarah Fisher Center	05Z	LMC	\$6,117.27
2022	6	9145	6831779	St. Vincent & Sarah Fisher Center	05Z	LMC	\$8,900.12
2022	6	9145	6831783	St. Vincent & Sarah Fisher Center	05Z	LMC	\$5,842.80
2022	6	9145	6842971	St. Vincent & Sarah Fisher Center	05Z	LMC	\$6,061.35
2022	6	9145	6855665	St. Vincent & Sarah Fisher Center	05Z	LMC	\$5,950.84
2022	6	9145	6859816	St. Vincent & Sarah Fisher Center	05Z	LMC	\$5,952.89
2022	6	9145	6882848	St. Vincent & Sarah Fisher Center	05Z	LMC	\$1,411.01
2023	6	9312	6938512	Dominican Literacy Center	05Z	LMC	\$5,291.17
2023	6	9326	6897341	SER Metro Detroit	05Z	LMC	\$5,984.09
2023	6	9326	6898030	SER Metro Detroit	05Z	LMC	\$4,407.09
2023	6	9326	6899825	SER Metro Detroit	05Z	LMC	\$4,602.19
2023	6	9326	6923835	SER Metro Detroit	05Z	LMC	\$4,688.53
2023	6	9326	6927414	SER Metro Detroit	05Z	LMC	\$6,010.05
2023	6	9328	6926252	Southwest Detroit Business Association (SDBA)	05Z	LMC	\$2,153.00
2023	6	9331	6899832	St. Vincent & Sarah Fisher Center	05Z	LMC	\$2,323.22
2023	6	9331	6912370	St. Vincent & Sarah Fisher Center	05Z	LMC	\$2,592.10
2023	6	9331	6914071	St. Vincent & Sarah Fisher Center	05Z	LMC	\$2,621.63
2023	6	9331	6914077	St. Vincent & Sarah Fisher Center	05Z	LMC	\$2,559.02
2023	6	9331	6923682	St. Vincent & Sarah Fisher Center	05Z	LMC	\$5,908.61
					<b>05Z</b>	<b>Matrix Code</b>	<b>\$399,246.89</b>
2021	5	9093	6890662	UCHC Gratiot McDougall/Cinnaire Lending Corp Homeownership Assistance (Reprogrm funds 2021)	13B	LMH	\$16,677.98
					<b>13B</b>	<b>Matrix Code</b>	<b>\$16,677.98</b>
2014	109	8067	6825521	CDBG Housing Rehab Loan Program (City-Wide)	14A	LMH	\$114,216.03
2016	7	8227	6824858	CDBG Housing Rehab Loan Program NRSA 1 (2016)	14A	LMH	\$19,633.15
2016	7	8446	6824806	CDBG Housing Rehab Loan Program (CITY-WIDE) (2016)	14A	LMH	\$24,595.79
2019	5	8696	6788363	Conventional Home Repair (Sr)	14A	LMH	\$3,150.00
2019	5	8696	6793637	Conventional Home Repair (Sr)	14A	LMH	\$1,050.00
2019	5	8696	6840866	Conventional Home Repair (Sr)	14A	LMH	\$5,600.00
2019	5	8696	6871096	Conventional Home Repair (Sr)	14A	LMH	\$525.00
2019	5	8696	6871102	Conventional Home Repair (Sr)	14A	LMH	\$525.00
2019	5	8696	6878670	Conventional Home Repair (Sr)	14A	LMH	\$1,050.00
2019	5	8696	6897532	Conventional Home Repair (Sr)	14A	LMH	\$525.00
2019	5	8696	6910361	Conventional Home Repair (Sr)	14A	LMH	\$350.00
2019	5	8696	6916853	Conventional Home Repair (Sr)	14A	LMH	\$350.00
2019	5	8697	6825708	CDBG Housing Rehab Loan Program 0% interest (NRSA1)	14A	LMH	\$16,633.40
2019	5	9050	6824799	CDBG Housing Rehab Loan Program 0% interest (NRSA 2)	14A	LMH	\$8,653.09
2019	5	9051	6824794	CDBG Housing Rehab Loan Program 0% interest (NRSA 3)	14A	LMH	\$2,945.00
2019	5	9052	6824792	CDBG Housing Rehab Loan Program 0% interest (NRSA 4)	14A	LMH	\$13,753.95
2019	5	9053	6824829	CDBG Housing Rehab Loan Program 0% interest (NRSA 5)	14A	LMH	\$10,685.86
2019	5	9057	6825712	CDBG Housing Rehab Loan Program 0% interest (City-Wide)	14A	LMH	\$53,811.91
2019	5	9057	6892112	CDBG Housing Rehab Loan Program 0% interest (City-Wide)	14A	LMH	\$33,780.50
2020	5	8938	6802044	Conventional Home Repair (Senior)	14A	LMH	\$2,747.10
2020	5	9250	6823804	CDBG Housing Rehab Loan Program 0% interest (CITY-WIDE)	14A	LMH	\$29,878.67
2020	5	9250	6891271	CDBG Housing Rehab Loan Program 0% interest (CITY-WIDE)	14A	LMH	\$32,971.00
2020	5	9250	6891300	CDBG Housing Rehab Loan Program 0% interest (CITY-WIDE)	14A	LMH	\$99,568.00
2020	5	9251	6823800	CDBG Housing Rehab Loan Program 0% interest (NRSA 1)	14A	LMH	\$2,588.77
2020	5	9251	6891270	CDBG Housing Rehab Loan Program 0% interest (NRSA 1)	14A	LMH	\$12,295.00
2020	5	9252	6823797	CDBG Housing Rehab Loan Program 0% interest (NRSA 2)	14A	LMH	\$9,947.19
2020	5	9252	6891277	CDBG Housing Rehab Loan Program 0% interest (NRSA 2)	14A	LMH	\$22,600.00
2020	5	9252	6891297	CDBG Housing Rehab Loan Program 0% interest (NRSA 2)	14A	LMH	\$63,387.50
2020	5	9252	6891767	CDBG Housing Rehab Loan Program 0% interest (NRSA 2)	14A	LMH	\$21,145.00
2020	5	9253	6823792	CDBG Housing Rehab Loan Program 0% interest (NRSA 3)	14A	LMH	\$6,601.39
2020	5	9253	6891590	CDBG Housing Rehab Loan Program 0% interest (NRSA 3)	14A	LMH	\$12,500.00
2020	5	9254	6823785	CDBG Housing Rehab Loan Program 0% interest (NRSA 4)	14A	LMH	\$12,385.27



Office of Community Planning and Development  
U.S. Department of Housing and Urban Development  
Integrated Disbursement and Information System  
PR26 - CDBG Financial Summary Report  
Program Year 2023

DATE: 09-27-24  
TIME: 21:46  
PAGE: 1

DETROIT , MI

2020	5	9254	6891162	CDBG Housing Rehab Loan Program 0% interest (NRSA 4)	14A	LMH	\$16,425.00
2020	5	9254	6891281	CDBG Housing Rehab Loan Program 0% interest (NRSA 4)	14A	LMH	\$40,999.50
2020	5	9254	6891788	CDBG Housing Rehab Loan Program 0% interest (NRSA 4)	14A	LMH	\$54,810.00
2020	5	9255	6823774	CDBG Housing Rehab Loan Program 0% interest (NRSA 5)	14A	LMH	\$27,074.63
2020	5	9255	6891190	CDBG Housing Rehab Loan Program 0% interest (NRSA 5)	14A	LMH	\$29,182.50
2020	5	9255	6891759	CDBG Housing Rehab Loan Program 0% interest (NRSA 5)	14A	LMH	\$28,198.50
2020	5	9256	6823773	CDBG Housing Rehab Loan Program 0% interest (Slums & Blighted 1)	14A	LMH	\$398.32
2020	5	9256	6891217	CDBG Housing Rehab Loan Program 0% interest (Slums & Blighted 1)	14A	LMH	\$47,746.00
2020	5	9258	6823173	CDBG Housing Rehab Loan Program 0% interest (Slums & Blighted 3)	14A	LMH	\$41.67
2021	3	9194	6783424	Conventional Home Repair (Sr Emergency Home Repair)	14A	LMH	\$4,435.90
2021	3	9194	6783433	Conventional Home Repair (Sr Emergency Home Repair)	14A	LMH	\$11,825.00
2021	3	9194	6784085	Conventional Home Repair (Sr Emergency Home Repair)	14A	LMH	\$23,280.00
2021	3	9194	6786108	Conventional Home Repair (Sr Emergency Home Repair)	14A	LMH	\$11,100.00
2021	3	9194	6786956	Conventional Home Repair (Sr Emergency Home Repair)	14A	LMH	\$1,409.85
2021	3	9194	6786958	Conventional Home Repair (Sr Emergency Home Repair)	14A	LMH	\$7,487.00
2021	3	9194	6786959	Conventional Home Repair (Sr Emergency Home Repair)	14A	LMH	\$16,640.00
2021	3	9194	6786960	Conventional Home Repair (Sr Emergency Home Repair)	14A	LMH	\$9,300.00
2021	3	9194	6786963	Conventional Home Repair (Sr Emergency Home Repair)	14A	LMH	\$14,170.00
2021	3	9194	6786964	Conventional Home Repair (Sr Emergency Home Repair)	14A	LMH	\$6,200.50
2021	3	9194	6788342	Conventional Home Repair (Sr Emergency Home Repair)	14A	LMH	\$21,961.00
2021	3	9194	6788359	Conventional Home Repair (Sr Emergency Home Repair)	14A	LMH	\$27,130.00
2021	3	9194	6788365	Conventional Home Repair (Sr Emergency Home Repair)	14A	LMH	\$16,665.00
2021	3	9194	6788368	Conventional Home Repair (Sr Emergency Home Repair)	14A	LMH	\$15,775.00
2021	3	9194	6788678	Conventional Home Repair (Sr Emergency Home Repair)	14A	LMH	\$14,999.70
2021	3	9194	6789972	Conventional Home Repair (Sr Emergency Home Repair)	14A	LMH	\$14,330.00
2021	3	9194	6789974	Conventional Home Repair (Sr Emergency Home Repair)	14A	LMH	\$13,714.00
2021	3	9194	6790780	Conventional Home Repair (Sr Emergency Home Repair)	14A	LMH	\$21,972.00
2021	3	9194	6790782	Conventional Home Repair (Sr Emergency Home Repair)	14A	LMH	\$15,887.00
2021	3	9194	6790791	Conventional Home Repair (Sr Emergency Home Repair)	14A	LMH	\$11,370.00
2021	3	9194	6790794	Conventional Home Repair (Sr Emergency Home Repair)	14A	LMH	\$15,970.00
2021	3	9194	6791021	Conventional Home Repair (Sr Emergency Home Repair)	14A	LMH	\$15,065.00
2021	3	9194	6791027	Conventional Home Repair (Sr Emergency Home Repair)	14A	LMH	\$26,303.00
2021	3	9194	6791571	Conventional Home Repair (Sr Emergency Home Repair)	14A	LMH	\$22,976.00
2021	3	9194	6792602	Conventional Home Repair (Sr Emergency Home Repair)	14A	LMH	\$18,840.00
2021	3	9194	6793599	Conventional Home Repair (Sr Emergency Home Repair)	14A	LMH	\$16,576.00
2021	3	9194	6793639	Conventional Home Repair (Sr Emergency Home Repair)	14A	LMH	\$14,772.00
2021	3	9194	6798217	Conventional Home Repair (Sr Emergency Home Repair)	14A	LMH	\$16,706.00
2021	3	9194	6798219	Conventional Home Repair (Sr Emergency Home Repair)	14A	LMH	\$18,000.00
2021	3	9194	6798220	Conventional Home Repair (Sr Emergency Home Repair)	14A	LMH	\$28,620.00
2021	3	9194	6798542	Conventional Home Repair (Sr Emergency Home Repair)	14A	LMH	\$26,889.00
2021	3	9194	6799385	Conventional Home Repair (Sr Emergency Home Repair)	14A	LMH	\$13,995.00
2021	3	9194	6799386	Conventional Home Repair (Sr Emergency Home Repair)	14A	LMH	\$1,756.00
2021	3	9194	6799394	Conventional Home Repair (Sr Emergency Home Repair)	14A	LMH	\$10,889.00
2021	3	9194	6799395	Conventional Home Repair (Sr Emergency Home Repair)	14A	LMH	\$23,000.00
2021	3	9194	6799396	Conventional Home Repair (Sr Emergency Home Repair)	14A	LMH	\$16,270.00
2021	3	9194	6799397	Conventional Home Repair (Sr Emergency Home Repair)	14A	LMH	\$13,255.00
2021	3	9194	6799398	Conventional Home Repair (Sr Emergency Home Repair)	14A	LMH	\$13,540.00
2021	3	9194	6799399	Conventional Home Repair (Sr Emergency Home Repair)	14A	LMH	\$21,020.00
2021	3	9194	6799571	Conventional Home Repair (Sr Emergency Home Repair)	14A	LMH	\$16,270.00
2021	3	9194	6799576	Conventional Home Repair (Sr Emergency Home Repair)	14A	LMH	\$13,690.00
2021	3	9194	6800811	Conventional Home Repair (Sr Emergency Home Repair)	14A	LMH	\$23,385.00
2021	3	9194	6802045	Conventional Home Repair (Sr Emergency Home Repair)	14A	LMH	\$10,619.90
2021	3	9194	6802050	Conventional Home Repair (Sr Emergency Home Repair)	14A	LMH	\$15,996.00
2021	3	9194	6802620	Conventional Home Repair (Sr Emergency Home Repair)	14A	LMH	\$15,990.00
2021	3	9194	6802621	Conventional Home Repair (Sr Emergency Home Repair)	14A	LMH	\$11,928.00
2021	3	9194	6804195	Conventional Home Repair (Sr Emergency Home Repair)	14A	LMH	\$24,930.00
2021	3	9194	6809954	Conventional Home Repair (Sr Emergency Home Repair)	14A	LMH	\$150.00
2021	5	9277	6832220	Pre-Devlpt Affordable Housing LIFEBUILDERS III (Regent Park Gateway)	14A	LMH	\$99,345.79
2021	5	9277	6832225	Pre-Devlpt Affordable Housing LIFEBUILDERS III (Regent Park Gateway)	14A	LMH	\$85,037.36
2021	5	9277	6832230	Pre-Devlpt Affordable Housing LIFEBUILDERS III (Regent Park Gateway)	14A	LMH	\$83,408.88
2021	5	9277	6892109	Pre-Devlpt Affordable Housing LIFEBUILDERS III (Regent Park Gateway)	14A	LMH	\$93,135.83
2021	5	9277	6920425	Pre-Devlpt Affordable Housing LIFEBUILDERS III (Regent Park Gateway)	14A	LMH	\$9,772.50
2021	5	9277	6931047	Pre-Devlpt Affordable Housing LIFEBUILDERS III (Regent Park Gateway)	14A	LMH	\$9,772.50
2021	5	9277	6932251	Pre-Devlpt Affordable Housing LIFEBUILDERS III (Regent Park Gateway)	14A	LMH	\$10,172.50
2021	5	9277	6933262	Pre-Devlpt Affordable Housing LIFEBUILDERS III (Regent Park Gateway)	14A	LMH	\$10,172.50
2022	2	8806	6769739	Lead Grant Match (Homeowner) (Reprogrammed Funds from 2016-2022)	14A	LMH	\$3,750.00
2022	2	8806	6769740	Lead Grant Match (Homeowner) (Reprogrammed Funds from 2016-2022)	14A	LMH	\$25,502.00
2022	2	8806	6784982	Lead Grant Match (Homeowner) (Reprogrammed Funds from 2016-2022)	14A	LMH	\$44,629.00
2022	2	8806	6786107	Lead Grant Match (Homeowner) (Reprogrammed Funds from 2016-2022)	14A	LMH	\$25,362.00
2022	2	8806	6789614	Lead Grant Match (Homeowner) (Reprogrammed Funds from 2016-2022)	14A	LMH	\$22,518.00
2022	2	8806	6793492	Lead Grant Match (Homeowner) (Reprogrammed Funds from 2016-2022)	14A	LMH	\$31,064.00
2022	2	8806	6795719	Lead Grant Match (Homeowner) (Reprogrammed Funds from 2016-2022)	14A	LMH	\$24,957.00
2022	2	8806	6796745	Lead Grant Match (Homeowner) (Reprogrammed Funds from 2016-2022)	14A	LMH	\$39,487.00
2022	2	8806	6798218	Lead Grant Match (Homeowner) (Reprogrammed Funds from 2016-2022)	14A	LMH	\$5,995.00
2022	2	8806	6800803	Lead Grant Match (Homeowner) (Reprogrammed Funds from 2016-2022)	14A	LMH	\$816.00
2022	2	8806	6800812	Lead Grant Match (Homeowner) (Reprogrammed Funds from 2016-2022)	14A	LMH	\$11,390.00





Office of Community Planning and Development  
U.S. Department of Housing and Urban Development  
Integrated Disbursement and Information System  
PR26 - CDBG Financial Summary Report  
Program Year 2023

DATE: 09-27-24  
TIME: 21:46  
PAGE: 1

DETROIT , MI							
2022	2	8806	6802040	Lead Grant Match (Homeowner) (Reprogrammed Funds from 2016-2022)	14A	LMH	\$10,728.00
2022	2	8806	6802051	Lead Grant Match (Homeowner) (Reprogrammed Funds from 2016-2022)	14A	LMH	\$2,175.00
2022	2	8806	6804190	Lead Grant Match (Homeowner) (Reprogrammed Funds from 2016-2022)	14A	LMH	\$21,236.00
2022	2	8806	6804342	Lead Grant Match (Homeowner) (Reprogrammed Funds from 2016-2022)	14A	LMH	\$38,085.00
2022	2	8806	6805592	Lead Grant Match (Homeowner) (Reprogrammed Funds from 2016-2022)	14A	LMH	\$65,243.27
2022	2	8806	6806193	Lead Grant Match (Homeowner) (Reprogrammed Funds from 2016-2022)	14A	LMH	\$2,539.00
2022	2	8806	6806197	Lead Grant Match (Homeowner) (Reprogrammed Funds from 2016-2022)	14A	LMH	\$26,310.00
2022	2	8806	6808404	Lead Grant Match (Homeowner) (Reprogrammed Funds from 2016-2022)	14A	LMH	\$18,656.00
2022	2	8806	6808859	Lead Grant Match (Homeowner) (Reprogrammed Funds from 2016-2022)	14A	LMH	\$55,033.93
2022	2	8806	6809727	Lead Grant Match (Homeowner) (Reprogrammed Funds from 2016-2022)	14A	LMH	\$21,734.00
2022	2	8806	6813164	Lead Grant Match (Homeowner) (Reprogrammed Funds from 2016-2022)	14A	LMH	\$13,910.00
2022	2	8806	6813717	Lead Grant Match (Homeowner) (Reprogrammed Funds from 2016-2022)	14A	LMH	\$22,393.00
2022	2	8806	6818959	Lead Grant Match (Homeowner) (Reprogrammed Funds from 2016-2022)	14A	LMH	\$24,617.00
2022	2	8806	6824704	Lead Grant Match (Homeowner) (Reprogrammed Funds from 2016-2022)	14A	LMH	\$17,725.00
2022	2	8806	6824705	Lead Grant Match (Homeowner) (Reprogrammed Funds from 2016-2022)	14A	LMH	\$15,677.00
2022	2	8806	6824721	Lead Grant Match (Homeowner) (Reprogrammed Funds from 2016-2022)	14A	LMH	\$65,951.00
2022	2	8806	6824723	Lead Grant Match (Homeowner) (Reprogrammed Funds from 2016-2022)	14A	LMH	\$10,593.00
2022	2	8806	6824727	Lead Grant Match (Homeowner) (Reprogrammed Funds from 2016-2022)	14A	LMH	\$12,734.00
2022	2	8806	6827258	Lead Grant Match (Homeowner) (Reprogrammed Funds from 2016-2022)	14A	LMH	\$33,285.00
2022	2	8806	6827260	Lead Grant Match (Homeowner) (Reprogrammed Funds from 2016-2022)	14A	LMH	\$15,958.00
2022	2	8806	6830432	Lead Grant Match (Homeowner) (Reprogrammed Funds from 2016-2022)	14A	LMH	\$58,128.00
2022	2	8806	6830895	Lead Grant Match (Homeowner) (Reprogrammed Funds from 2016-2022)	14A	LMH	\$6,800.00
2022	2	8806	6833159	Lead Grant Match (Homeowner) (Reprogrammed Funds from 2016-2022)	14A	LMH	\$11,898.90
2022	2	8806	6833160	Lead Grant Match (Homeowner) (Reprogrammed Funds from 2016-2022)	14A	LMH	\$10,094.00
2022	2	8806	6834962	Lead Grant Match (Homeowner) (Reprogrammed Funds from 2016-2022)	14A	LMH	\$6,700.00
2022	2	8806	6834967	Lead Grant Match (Homeowner) (Reprogrammed Funds from 2016-2022)	14A	LMH	\$14,955.00
2022	2	8806	6835126	Lead Grant Match (Homeowner) (Reprogrammed Funds from 2016-2022)	14A	LMH	\$25,518.41
2022	2	8806	6835399	Lead Grant Match (Homeowner) (Reprogrammed Funds from 2016-2022)	14A	LMH	\$13,738.15
2022	2	8806	6835974	Lead Grant Match (Homeowner) (Reprogrammed Funds from 2016-2022)	14A	LMH	\$11,486.00
2022	2	8806	6835976	Lead Grant Match (Homeowner) (Reprogrammed Funds from 2016-2022)	14A	LMH	\$25,412.00
2022	2	8806	6840602	Lead Grant Match (Homeowner) (Reprogrammed Funds from 2016-2022)	14A	LMH	\$30,810.00
2022	2	8806	6840876	Lead Grant Match (Homeowner) (Reprogrammed Funds from 2016-2022)	14A	LMH	\$11,898.90
2022	2	8806	6841870	Lead Grant Match (Homeowner) (Reprogrammed Funds from 2016-2022)	14A	LMH	\$4,301.00
2022	2	8806	6845305	Lead Grant Match (Homeowner) (Reprogrammed Funds from 2016-2022)	14A	LMH	\$2,530.00
2022	2	8806	6845510	Lead Grant Match (Homeowner) (Reprogrammed Funds from 2016-2022)	14A	LMH	\$1,300.00
2022	2	8806	6846565	Lead Grant Match (Homeowner) (Reprogrammed Funds from 2016-2022)	14A	LMH	\$5,672.00
2022	2	8806	6847132	Lead Grant Match (Homeowner) (Reprogrammed Funds from 2016-2022)	14A	LMH	\$10,160.00
2022	2	8806	6847133	Lead Grant Match (Homeowner) (Reprogrammed Funds from 2016-2022)	14A	LMH	\$25,520.00
2022	2	8806	6847148	Lead Grant Match (Homeowner) (Reprogrammed Funds from 2016-2022)	14A	LMH	\$22,612.00
2022	2	8806	6852267	Lead Grant Match (Homeowner) (Reprogrammed Funds from 2016-2022)	14A	LMH	\$24,655.20
2022	2	8806	6852324	Lead Grant Match (Homeowner) (Reprogrammed Funds from 2016-2022)	14A	LMH	\$40,272.00
2022	2	8806	6852338	Lead Grant Match (Homeowner) (Reprogrammed Funds from 2016-2022)	14A	LMH	\$45,404.40
2022	2	8806	6852341	Lead Grant Match (Homeowner) (Reprogrammed Funds from 2016-2022)	14A	LMH	\$16,085.00
2022	2	8806	6852811	Lead Grant Match (Homeowner) (Reprogrammed Funds from 2016-2022)	14A	LMH	\$22,306.88
2022	2	8806	6853605	Lead Grant Match (Homeowner) (Reprogrammed Funds from 2016-2022)	14A	LMH	\$3,685.00
2022	2	8806	6856431	Lead Grant Match (Homeowner) (Reprogrammed Funds from 2016-2022)	14A	LMH	\$26,225.00
2022	2	8806	6938554	Lead Grant Match (Homeowner) (Reprogrammed Funds from 2016-2022)	14A	LMH	\$5,394.97
2022	2	9153	6811801	Conventional Home Repair (Sr)	14A	LMH	\$15,805.00
2022	2	9153	6811857	Conventional Home Repair (Sr)	14A	LMH	\$17,248.00
2022	2	9153	6811866	Conventional Home Repair (Sr)	14A	LMH	\$18,786.00
2022	2	9153	6811871	Conventional Home Repair (Sr)	14A	LMH	\$18,909.00
2022	2	9153	6811874	Conventional Home Repair (Sr)	14A	LMH	\$14,691.00
2022	2	9153	6811879	Conventional Home Repair (Sr)	14A	LMH	\$20,876.00
2022	2	9153	6811887	Conventional Home Repair (Sr)	14A	LMH	\$28,836.00
2022	2	9153	6812371	Conventional Home Repair (Sr)	14A	LMH	\$14,995.00
2022	2	9153	6812373	Conventional Home Repair (Sr)	14A	LMH	\$17,417.00
2022	2	9153	6813170	Conventional Home Repair (Sr)	14A	LMH	\$13,380.00
2022	2	9153	6813711	Conventional Home Repair (Sr)	14A	LMH	\$23,805.00
2022	2	9153	6814005	Conventional Home Repair (Sr)	14A	LMH	\$11,756.00
2022	2	9153	6814929	Conventional Home Repair (Sr)	14A	LMH	\$12,647.00
2022	2	9153	6814935	Conventional Home Repair (Sr)	14A	LMH	\$11,986.00
2022	2	9153	6815366	Conventional Home Repair (Sr)	14A	LMH	\$18,095.00
2022	2	9153	6815374	Conventional Home Repair (Sr)	14A	LMH	\$18,370.00
2022	2	9153	6815375	Conventional Home Repair (Sr)	14A	LMH	\$14,420.00
2022	2	9153	6815378	Conventional Home Repair (Sr)	14A	LMH	\$14,030.00
2022	2	9153	6816539	Conventional Home Repair (Sr)	14A	LMH	\$15,900.00
2022	2	9153	6816541	Conventional Home Repair (Sr)	14A	LMH	\$14,335.00
2022	2	9153	6817795	Conventional Home Repair (Sr)	14A	LMH	\$15,485.00
2022	2	9153	6817821	Conventional Home Repair (Sr)	14A	LMH	\$15,787.00
2022	2	9153	6818135	Conventional Home Repair (Sr)	14A	LMH	\$9,280.00
2022	2	9153	6818971	Conventional Home Repair (Sr)	14A	LMH	\$11,463.00
2022	2	9153	6819537	Conventional Home Repair (Sr)	14A	LMH	\$14,998.00
2022	2	9153	6819683	Conventional Home Repair (Sr)	14A	LMH	\$8,365.50
2022	2	9153	6819688	Conventional Home Repair (Sr)	14A	LMH	\$16,199.00
2022	2	9153	6819693	Conventional Home Repair (Sr)	14A	LMH	\$10,008.00
2022	2	9153	6820210	Conventional Home Repair (Sr)	14A	LMH	\$9,450.00



Office of Community Planning and Development  
U.S. Department of Housing and Urban Development  
Integrated Disbursement and Information System  
PR26 - CDBG Financial Summary Report  
Program Year 2023  
DETROIT , MI

DATE: 09-27-24  
TIME: 21:46  
PAGE: 1

2022	2	9153	6821454	Conventional Home Repair (Sr)	14A	LMH	\$15,220.00
2022	2	9153	6821942	Conventional Home Repair (Sr)	14A	LMH	\$27,252.00
2022	2	9153	6821944	Conventional Home Repair (Sr)	14A	LMH	\$13,760.00
2022	2	9153	6822207	Conventional Home Repair (Sr)	14A	LMH	\$15,230.00
2022	2	9153	6822464	Conventional Home Repair (Sr)	14A	LMH	\$7,990.00
2022	2	9153	6823177	Conventional Home Repair (Sr)	14A	LMH	\$17,756.00
2022	2	9153	6824729	Conventional Home Repair (Sr)	14A	LMH	\$17,437.00
2022	2	9153	6825751	Conventional Home Repair (Sr)	14A	LMH	\$17,510.00
2022	2	9153	6826342	Conventional Home Repair (Sr)	14A	LMH	\$20,055.00
2022	2	9153	6826346	Conventional Home Repair (Sr)	14A	LMH	\$6,979.50
2022	2	9153	6826347	Conventional Home Repair (Sr)	14A	LMH	\$9,009.00
2022	2	9153	6826357	Conventional Home Repair (Sr)	14A	LMH	\$10,455.00
2022	2	9153	6826362	Conventional Home Repair (Sr)	14A	LMH	\$20,121.00
2022	2	9153	6827243	Conventional Home Repair (Sr)	14A	LMH	\$14,975.00
2022	2	9153	6827249	Conventional Home Repair (Sr)	14A	LMH	\$10,499.00
2022	2	9153	6827253	Conventional Home Repair (Sr)	14A	LMH	\$17,360.00
2022	2	9153	6827373	Conventional Home Repair (Sr)	14A	LMH	\$14,690.00
2022	2	9153	6827375	Conventional Home Repair (Sr)	14A	LMH	\$18,100.00
2022	2	9153	6827378	Conventional Home Repair (Sr)	14A	LMH	\$22,250.00
2022	2	9153	6828165	Conventional Home Repair (Sr)	14A	LMH	\$7,322.00
2022	2	9153	6828204	Conventional Home Repair (Sr)	14A	LMH	\$14,950.00
2022	2	9153	6828206	Conventional Home Repair (Sr)	14A	LMH	\$20,921.00
2022	2	9153	6829378	Conventional Home Repair (Sr)	14A	LMH	\$9,240.00
2022	2	9153	6829379	Conventional Home Repair (Sr)	14A	LMH	\$14,730.00
2022	2	9153	6829380	Conventional Home Repair (Sr)	14A	LMH	\$11,450.00
2022	2	9153	6830901	Conventional Home Repair (Sr)	14A	LMH	\$7,330.00
2022	2	9153	6830904	Conventional Home Repair (Sr)	14A	LMH	\$18,840.00
2022	2	9153	6830951	Conventional Home Repair (Sr)	14A	LMH	\$16,445.00
2022	2	9153	6830952	Conventional Home Repair (Sr)	14A	LMH	\$15,760.00
2022	2	9153	6830954	Conventional Home Repair (Sr)	14A	LMH	\$14,345.00
2022	2	9153	6832542	Conventional Home Repair (Sr)	14A	LMH	\$9,580.50
2022	2	9153	6833031	Conventional Home Repair (Sr)	14A	LMH	\$18,355.00
2022	2	9153	6833148	Conventional Home Repair (Sr)	14A	LMH	\$16,720.00
2022	2	9153	6833149	Conventional Home Repair (Sr)	14A	LMH	\$15,665.00
2022	2	9153	6833154	Conventional Home Repair (Sr)	14A	LMH	\$14,770.00
2022	2	9153	6833156	Conventional Home Repair (Sr)	14A	LMH	\$20,264.00
2022	2	9153	6833157	Conventional Home Repair (Sr)	14A	LMH	\$15,395.00
2022	2	9153	6833162	Conventional Home Repair (Sr)	14A	LMH	\$5,264.50
2022	2	9153	6833164	Conventional Home Repair (Sr)	14A	LMH	\$21,640.00
2022	2	9153	6833724	Conventional Home Repair (Sr)	14A	LMH	\$9,756.00
2022	2	9153	6834428	Conventional Home Repair (Sr)	14A	LMH	\$18,820.00
2022	2	9153	6834971	Conventional Home Repair (Sr)	14A	LMH	\$13,159.00
2022	2	9153	6835971	Conventional Home Repair (Sr)	14A	LMH	\$2,234.00
2022	2	9153	6835972	Conventional Home Repair (Sr)	14A	LMH	\$5,209.00
2022	2	9153	6835977	Conventional Home Repair (Sr)	14A	LMH	\$7,910.00
2022	2	9153	6836649	Conventional Home Repair (Sr)	14A	LMH	\$9,200.00
2022	2	9153	6836653	Conventional Home Repair (Sr)	14A	LMH	\$11,900.00
2022	2	9153	6836656	Conventional Home Repair (Sr)	14A	LMH	\$8,273.00
2022	2	9153	6836758	Conventional Home Repair (Sr)	14A	LMH	\$9,641.00
2022	2	9153	6836760	Conventional Home Repair (Sr)	14A	LMH	\$8,275.00
2022	2	9153	6840855	Conventional Home Repair (Sr)	14A	LMH	\$14,125.00
2022	2	9153	6840864	Conventional Home Repair (Sr)	14A	LMH	\$14,999.00
2022	2	9153	6841855	Conventional Home Repair (Sr)	14A	LMH	\$11,668.00
2022	2	9153	6841857	Conventional Home Repair (Sr)	14A	LMH	\$13,440.00
2022	2	9153	6841860	Conventional Home Repair (Sr)	14A	LMH	\$22,110.00
2022	2	9153	6843799	Conventional Home Repair (Sr)	14A	LMH	\$11,720.00
2022	2	9153	6844635	Conventional Home Repair (Sr)	14A	LMH	\$10,365.00
2022	2	9153	6845970	Conventional Home Repair (Sr)	14A	LMH	\$5,416.00
2022	2	9153	6852813	Conventional Home Repair (Sr)	14A	LMH	\$14,995.00
2022	2	9153	6856430	Conventional Home Repair (Sr)	14A	LMH	\$15,230.00
2022	2	9153	6857574	Conventional Home Repair (Sr)	14A	LMH	\$5,880.00
2022	2	9153	6866657	Conventional Home Repair (Sr)	14A	LMH	\$12,220.00
2022	2	9153	6866688	Conventional Home Repair (Sr)	14A	LMH	\$15,054.00
2022	2	9153	6867884	Conventional Home Repair (Sr)	14A	LMH	\$22,980.00
2022	2	9153	6867892	Conventional Home Repair (Sr)	14A	LMH	\$6,876.00
2022	3	9404	6923723	Pre-Dvlp Affordable Hsg - Mapleridge Duplexes (Osborn Neighborhood Alliance) (14A) (Multi-years)	14A	LMH	\$172,880.00
2023	2	9406	6867876	Conventional Home Repair (Emergency Sr. Home Repair) (FY23 - Reprogrammed Funds)	14A	LMH	\$16,653.00
2023	2	9406	6873273	Conventional Home Repair (Emergency Sr. Home Repair) (FY23 - Reprogrammed Funds)	14A	LMH	\$3,619.00
2023	2	9406	6873274	Conventional Home Repair (Emergency Sr. Home Repair) (FY23 - Reprogrammed Funds)	14A	LMH	\$15,080.00
2023	2	9406	6873275	Conventional Home Repair (Emergency Sr. Home Repair) (FY23 - Reprogrammed Funds)	14A	LMH	\$5,892.00
2023	2	9406	6873276	Conventional Home Repair (Emergency Sr. Home Repair) (FY23 - Reprogrammed Funds)	14A	LMH	\$14,747.50
2023	2	9406	6873277	Conventional Home Repair (Emergency Sr. Home Repair) (FY23 - Reprogrammed Funds)	14A	LMH	\$14,811.00
2023	2	9406	6873278	Conventional Home Repair (Emergency Sr. Home Repair) (FY23 - Reprogrammed Funds)	14A	LMH	\$14,344.00
2023	2	9406	6873503	Conventional Home Repair (Emergency Sr. Home Repair) (FY23 - Reprogrammed Funds)	14A	LMH	\$17,300.00
2023	2	9406	6874622	Conventional Home Repair (Emergency Sr. Home Repair) (FY23 - Reprogrammed Funds)	14A	LMH	\$22,745.00
2023	2	9406	6874629	Conventional Home Repair (Emergency Sr. Home Repair) (FY23 - Reprogrammed Funds)	14A	LMH	\$2,300.00



Office of Community Planning and Development  
U.S. Department of Housing and Urban Development  
Integrated Disbursement and Information System  
PR26 - CDBG Financial Summary Report  
Program Year 2023

DATE: 09-27-24

TIME: 21:46

PAGE: 1

DETROIT , MI

2023	2	9406	6874652	Conventional Home Repair (Emergency Sr. Home Repair) (FY23 - Reprogrammed Funds)	14A	LMH	\$16,474.00
2023	2	9406	6879965	Conventional Home Repair (Emergency Sr. Home Repair) (FY23 - Reprogrammed Funds)	14A	LMH	\$13,875.00
2023	2	9406	6879967	Conventional Home Repair (Emergency Sr. Home Repair) (FY23 - Reprogrammed Funds)	14A	LMH	\$15,325.00
2023	2	9406	6880491	Conventional Home Repair (Emergency Sr. Home Repair) (FY23 - Reprogrammed Funds)	14A	LMH	\$13,910.00
2023	2	9406	6880670	Conventional Home Repair (Emergency Sr. Home Repair) (FY23 - Reprogrammed Funds)	14A	LMH	\$5,185.00
2023	2	9406	6880706	Conventional Home Repair (Emergency Sr. Home Repair) (FY23 - Reprogrammed Funds)	14A	LMH	\$9,600.00
2023	2	9406	6881694	Conventional Home Repair (Emergency Sr. Home Repair) (FY23 - Reprogrammed Funds)	14A	LMH	\$8,265.00
2023	2	9406	6881696	Conventional Home Repair (Emergency Sr. Home Repair) (FY23 - Reprogrammed Funds)	14A	LMH	\$21,960.00
2023	2	9406	6881703	Conventional Home Repair (Emergency Sr. Home Repair) (FY23 - Reprogrammed Funds)	14A	LMH	\$25,896.00
2023	2	9406	6884321	Conventional Home Repair (Emergency Sr. Home Repair) (FY23 - Reprogrammed Funds)	14A	LMH	\$4,900.00
2023	2	9406	6884571	Conventional Home Repair (Emergency Sr. Home Repair) (FY23 - Reprogrammed Funds)	14A	LMH	\$1,473.00
2023	2	9406	6885695	Conventional Home Repair (Emergency Sr. Home Repair) (FY23 - Reprogrammed Funds)	14A	LMH	\$15,895.00
2023	2	9406	6885711	Conventional Home Repair (Emergency Sr. Home Repair) (FY23 - Reprogrammed Funds)	14A	LMH	\$15,616.00
2023	2	9406	6887579	Conventional Home Repair (Emergency Sr. Home Repair) (FY23 - Reprogrammed Funds)	14A	LMH	\$15,303.00
2023	2	9406	6889795	Conventional Home Repair (Emergency Sr. Home Repair) (FY23 - Reprogrammed Funds)	14A	LMH	\$7,000.00
2023	2	9406	6889798	Conventional Home Repair (Emergency Sr. Home Repair) (FY23 - Reprogrammed Funds)	14A	LMH	\$19,600.00
2023	2	9406	6889803	Conventional Home Repair (Emergency Sr. Home Repair) (FY23 - Reprogrammed Funds)	14A	LMH	\$7,250.00
2023	2	9406	6889809	Conventional Home Repair (Emergency Sr. Home Repair) (FY23 - Reprogrammed Funds)	14A	LMH	\$14,605.00
2023	2	9406	6889811	Conventional Home Repair (Emergency Sr. Home Repair) (FY23 - Reprogrammed Funds)	14A	LMH	\$7,955.00
2023	2	9406	6889813	Conventional Home Repair (Emergency Sr. Home Repair) (FY23 - Reprogrammed Funds)	14A	LMH	\$16,360.00
2023	2	9406	6889823	Conventional Home Repair (Emergency Sr. Home Repair) (FY23 - Reprogrammed Funds)	14A	LMH	\$15,352.00
2023	2	9406	6890656	Conventional Home Repair (Emergency Sr. Home Repair) (FY23 - Reprogrammed Funds)	14A	LMH	\$13,200.00
2023	2	9406	6890962	Conventional Home Repair (Emergency Sr. Home Repair) (FY23 - Reprogrammed Funds)	14A	LMH	\$22,881.00
2023	2	9406	6891539	Conventional Home Repair (Emergency Sr. Home Repair) (FY23 - Reprogrammed Funds)	14A	LMH	\$21,170.00
2023	2	9406	6891587	Conventional Home Repair (Emergency Sr. Home Repair) (FY23 - Reprogrammed Funds)	14A	LMH	\$11,900.00
2023	2	9406	6892806	Conventional Home Repair (Emergency Sr. Home Repair) (FY23 - Reprogrammed Funds)	14A	LMH	\$16,190.00
2023	2	9406	6896343	Conventional Home Repair (Emergency Sr. Home Repair) (FY23 - Reprogrammed Funds)	14A	LMH	\$20,535.00
2023	2	9406	6896345	Conventional Home Repair (Emergency Sr. Home Repair) (FY23 - Reprogrammed Funds)	14A	LMH	\$16,505.00
2023	2	9406	6897527	Conventional Home Repair (Emergency Sr. Home Repair) (FY23 - Reprogrammed Funds)	14A	LMH	\$12,490.00
2023	2	9406	6897587	Conventional Home Repair (Emergency Sr. Home Repair) (FY23 - Reprogrammed Funds)	14A	LMH	\$15,000.00
2023	2	9406	6898033	Conventional Home Repair (Emergency Sr. Home Repair) (FY23 - Reprogrammed Funds)	14A	LMH	\$14,690.00
					<b>14A</b>	<b>Matrix Code</b>	<b>\$5,317,955.91</b>
2020	5	8939	6866459	Multi-Family Staffing (Direct)	14H	LMH	\$53,364.65
2020	5	8951	6846871	Home Repair 0% loan program (GS Group/Nora Construction Mgt Services)	14H	LMH	\$24,458.80
2020	5	8951	6881695	Home Repair 0% loan program (GS Group/Nora Construction Mgt Services)	14H	LMH	\$61,457.60
2020	5	8951	6900601	Home Repair 0% loan program (GS Group/Nora Construction Mgt Services)	14H	LMH	\$9,840.00
2020	5	8951	6914574	Home Repair 0% loan program (GS Group/Nora Construction Mgt Services)	14H	LMH	\$21,352.00
2020	5	8951	6914760	Home Repair 0% loan program (GS Group/Nora Construction Mgt Services)	14H	LMH	\$10,303.20
2020	5	9259	6890980	CDBG Housing Rehab Loan Program 0% interest (Admin City-Wide)	14H	LMH	\$1,500.00
2020	5	9259	6891130	CDBG Housing Rehab Loan Program 0% interest (Admin City-Wide)	14H	LMH	\$15,500.00
2020	5	9259	6891146	CDBG Housing Rehab Loan Program 0% interest (Admin City-Wide)	14H	LMH	\$22,500.00
2020	5	9259	6891363	CDBG Housing Rehab Loan Program 0% interest (Admin City-Wide)	14H	LMH	\$12,500.00
2020	5	9259	6891382	CDBG Housing Rehab Loan Program 0% interest (Admin City-Wide)	14H	LMH	\$5,000.00
2020	5	9259	6891389	CDBG Housing Rehab Loan Program 0% interest (Admin City-Wide)	14H	LMH	\$10,000.00
2020	5	9259	6891428	CDBG Housing Rehab Loan Program 0% interest (Admin City-Wide)	14H	LMH	\$6,000.00
2020	5	9259	6891438	CDBG Housing Rehab Loan Program 0% interest (Admin City-Wide)	14H	LMH	\$17,500.00
2020	5	9259	6891444	CDBG Housing Rehab Loan Program 0% interest (Admin City-Wide)	14H	LMH	\$2,500.00
2020	5	9259	6891450	CDBG Housing Rehab Loan Program 0% interest (Admin City-Wide)	14H	LMH	\$12,000.00
2020	5	9259	6891755	CDBG Housing Rehab Loan Program 0% interest (Admin City-Wide)	14H	LMH	\$5,000.00
2020	5	9259	6891764	CDBG Housing Rehab Loan Program 0% interest (Admin City-Wide)	14H	LMH	\$7,000.00
2020	5	9259	6891824	CDBG Housing Rehab Loan Program 0% interest (Admin City-Wide)	14H	LMH	\$106,779.79
2020	5	9260	6891140	CDBG Housing Rehab Loan Program 0% interest (Admin NRSA)	14H	LMH	\$7,500.00
2020	5	9260	6891154	CDBG Housing Rehab Loan Program 0% interest (Admin NRSA)	14H	LMH	\$47,500.00
2020	5	9260	6891188	CDBG Housing Rehab Loan Program 0% interest (Admin NRSA)	14H	LMH	\$20,000.00
2020	5	9260	6891272	CDBG Housing Rehab Loan Program 0% interest (Admin NRSA)	14H	LMH	\$60,500.00
2020	5	9260	6891273	CDBG Housing Rehab Loan Program 0% interest (Admin NRSA)	14H	LMH	\$24,000.00
2020	5	9260	6891275	CDBG Housing Rehab Loan Program 0% interest (Admin NRSA)	14H	LMH	\$16,500.00
2020	5	9260	6891301	CDBG Housing Rehab Loan Program 0% interest (Admin NRSA)	14H	LMH	\$5,000.00
2020	5	9260	6891394	CDBG Housing Rehab Loan Program 0% interest (Admin NRSA)	14H	LMH	\$12,500.00
2020	5	9260	6891431	CDBG Housing Rehab Loan Program 0% interest (Admin NRSA)	14H	LMH	\$10,500.00
2020	5	9260	6891741	CDBG Housing Rehab Loan Program 0% interest (Admin NRSA)	14H	LMH	\$5,000.00
2020	5	9260	6891762	CDBG Housing Rehab Loan Program 0% interest (Admin NRSA)	14H	LMH	\$12,500.00
2020	5	9260	6891766	CDBG Housing Rehab Loan Program 0% interest (Admin NRSA)	14H	LMH	\$16,500.00
2020	5	9261	6891135	CDBG Housing Rehab Loan Program 0% interest (Admin Slums & Blighted)	14H	LMH	\$15,000.00
2020	5	9261	6891186	CDBG Housing Rehab Loan Program 0% interest (Admin Slums & Blighted)	14H	LMH	\$17,000.00
2020	5	9261	6891279	CDBG Housing Rehab Loan Program 0% interest (Admin Slums & Blighted)	14H	LMH	\$3,500.00
2020	5	9261	6891548	CDBG Housing Rehab Loan Program 0% interest (Admin Slums & Blighted)	14H	LMH	\$2,500.00
2021	3	9046	6783438	Multi-Family Staffing (Direct)	14H	LMH	\$2,300.00
2021	3	9046	6785966	Multi-Family Staffing (Direct)	14H	LMH	\$16,000.00
2021	3	9046	6786836	Multi-Family Staffing (Direct)	14H	LMH	\$1,920.00
2021	3	9046	6786952	Multi-Family Staffing (Direct)	14H	LMH	\$6,876.45
2021	3	9046	6795748	Multi-Family Staffing (Direct)	14H	LMH	\$450.00
2021	3	9046	6799391	Multi-Family Staffing (Direct)	14H	LMH	\$120,521.13
2021	3	9046	6806719	Multi-Family Staffing (Direct)	14H	LMH	\$16,000.00
2021	3	9046	6810058	Multi-Family Staffing (Direct)	14H	LMH	\$53,950.00
2021	3	9046	6811860	Multi-Family Staffing (Direct)	14H	LMH	\$16,000.00



Office of Community Planning and Development  
U.S. Department of Housing and Urban Development  
Integrated Disbursement and Information System  
PR26 - CDBG Financial Summary Report  
Program Year 2023  
DETROIT , MI

DATE: 09-27-24  
TIME: 21:46  
PAGE: 1

2021	3	9046	6816536	Multi-Family Staffing (Direct)	14H	LMH	\$16,000.00
2021	3	9046	6822226	Multi-Family Staffing (Direct)	14H	LMH	\$13,050.00
2021	3	9046	6827362	Multi-Family Staffing (Direct)	14H	LMH	\$18,900.00
2021	3	9046	6831114	Multi-Family Staffing (Direct)	14H	LMH	\$16,000.00
2021	3	9046	6833146	Multi-Family Staffing (Direct)	14H	LMH	\$1,728.00
2021	3	9046	6840871	Multi-Family Staffing (Direct)	14H	LMH	\$103,699.85
2021	3	9046	6841055	Multi-Family Staffing (Direct)	14H	LMH	\$12,750.00
2021	3	9046	6841058	Multi-Family Staffing (Direct)	14H	LMH	\$16,000.00
2021	3	9046	6841082	Multi-Family Staffing (Direct)	14H	LMH	\$1,536.00
2021	3	9046	6846874	Multi-Family Staffing (Direct)	14H	LMH	\$16,000.00
2021	3	9046	6846875	Multi-Family Staffing (Direct)	14H	LMH	\$12,850.00
2021	3	9046	6857009	Multi-Family Staffing (Direct)	14H	LMH	\$2,496.00
2021	3	9046	6857012	Multi-Family Staffing (Direct)	14H	LMH	\$3,840.00
2021	3	9046	6859236	Multi-Family Staffing (Direct)	14H	LMH	\$13,400.00
2021	3	9046	6862923	Multi-Family Staffing (Direct)	14H	LMH	\$16,000.00
2021	3	9046	6866462	Multi-Family Staffing (Direct)	14H	LMH	\$58,051.07
2021	3	9047	6783475	Community Development Housing Activity (Direct)	14H	LMH	\$2,112.00
2021	3	9047	6790778	Community Development Housing Activity (Direct)	14H	LMH	\$271.17
2021	3	9047	6791749	Community Development Housing Activity (Direct)	14H	LMH	\$379.26
2021	3	9047	6796856	Community Development Housing Activity (Direct)	14H	LMH	\$398,640.66
2021	3	9047	6798214	Community Development Housing Activity (Direct)	14H	LMH	\$2,160.00
2021	3	9047	6800779	Community Development Housing Activity (Direct)	14H	LMH	\$173.58
2021	3	9047	6818367	Community Development Housing Activity (Direct)	14H	LMH	\$290.17
2021	3	9047	6830434	Community Development Housing Activity (Direct)	14H	LMH	\$388.42
2021	3	9047	6831113	Community Development Housing Activity (Direct)	14H	LMH	\$190.61
2021	3	9047	6833150	Community Development Housing Activity (Direct)	14H	LMH	\$1,746.19
2021	3	9047	6836763	Community Development Housing Activity (Direct)	14H	LMH	\$83.19
2021	3	9047	6841865	Community Development Housing Activity (Direct)	14H	LMH	\$339,574.02
2021	3	9047	6847829	Community Development Housing Activity (Direct)	14H	LMH	\$169.65
2021	3	9047	6852330	Community Development Housing Activity (Direct)	14H	LMH	\$160.48
2021	3	9047	6855671	Community Development Housing Activity (Direct)	14H	LMH	\$77.95
2021	3	9047	6859818	Community Development Housing Activity (Direct)	14H	LMH	\$249.57
2021	3	9047	6867795	Community Development Housing Activity (Direct)	14H	LMH	\$51,800.62
2021	3	9048	6786953	Multi-Family Staffing (Indirect)	14H	LMH	\$17,271.53
2021	3	9048	6799393	Multi-Family Staffing (Indirect)	14H	LMH	\$68,877.83
2021	3	9048	6840873	Multi-Family Staffing (Indirect)	14H	LMH	\$59,264.46
2021	3	9048	6867762	Multi-Family Staffing (Indirect)	14H	LMH	\$63,674.08
2021	3	9048	6890529	Multi-Family Staffing (Indirect)	14H	LMH	\$44,278.35
2021	3	9048	6933976	Multi-Family Staffing (Indirect)	14H	LMH	\$61,125.38
2021	3	9049	6791020	Community Development Housing Activity (Indirect)	14H	LMH	\$7,267.85
2021	3	9184	6785960	Loan Program 0% Interest (GS Group/Nora Construction Management Services)	14H	LMH	\$18,875.00
2021	3	9400	6861552	NORA Contracting Group for Conventional Home Repair (Sr. Emergency Home Repair)	14H	LMH	\$69,343.20
2021	3	9400	6881833	NORA Contracting Group for Conventional Home Repair (Sr. Emergency Home Repair)	14H	LMH	\$11,557.20
2021	3	9400	6913781	NORA Contracting Group for Conventional Home Repair (Sr. Emergency Home Repair)	14H	LMH	\$6,405.60
2021	3	9400	6916857	NORA Contracting Group for Conventional Home Repair (Sr. Emergency Home Repair)	14H	LMH	\$3,434.40
2022	2	9155	6867801	Community Development Housing Activity (Direct)	14H	LMH	\$411,524.39
2022	2	9155	6878186	Community Development Housing Activity (Direct)	14H	LMH	\$122.61
2022	2	9155	6879959	Community Development Housing Activity (Direct)	14H	LMH	\$2,450.00
2022	2	9155	6879984	Community Development Housing Activity (Direct)	14H	LMH	\$2,400.00
2022	2	9155	6882876	Community Development Housing Activity (Direct)	14H	LMH	\$91.79
2022	2	9155	6887681	Community Development Housing Activity (Direct)	14H	LMH	\$405,421.92
2022	2	9155	6888335	Community Development Housing Activity (Direct)	14H	LMH	\$98.49
2022	2	9155	6895303	Community Development Housing Activity (Direct)	14H	LMH	\$203.01
2022	2	9155	6903798	Community Development Housing Activity (Direct)	14H	LMH	\$186.26
2022	2	9155	6916843	Community Development Housing Activity (Direct)	14H	LMH	\$658.06
2022	2	9155	6919686	Community Development Housing Activity (Direct)	14H	LMH	\$339.02
2022	2	9155	6923877	Community Development Housing Activity (Direct)	14H	LMH	\$262.64
2022	2	9155	6923883	Community Development Housing Activity (Direct)	14H	LMH	\$83.08
2022	2	9155	6928176	Community Development Housing Activity (Direct)	14H	LMH	\$314.23
2022	2	9155	6930678	Community Development Housing Activity (Direct)	14H	LMH	\$410.00
2022	2	9155	6933245	Community Development Housing Activity (Direct)	14H	LMH	\$468,398.67
2022	2	9233	6796859	Community Development Housing Activity (Indirect)	14H	LMH	\$227,823.13
2022	2	9233	6806189	Community Development Housing Activity (Indirect)	14H	LMH	\$4,889.03
2022	2	9233	6815818	Community Development Housing Activity (Indirect)	14H	LMH	\$4,915.47
2022	2	9233	6827370	Community Development Housing Activity (Indirect)	14H	LMH	\$7,373.22
2022	2	9233	6841867	Community Development Housing Activity (Indirect)	14H	LMH	\$194,066.55
2022	2	9233	6842988	Community Development Housing Activity (Indirect)	14H	LMH	\$4,919.01
2022	2	9233	6846876	Community Development Housing Activity (Indirect)	14H	LMH	\$4,911.95
2022	2	9233	6855596	Community Development Housing Activity (Indirect)	14H	LMH	\$4,915.48
2022	2	9233	6866700	Community Development Housing Activity (Indirect)	14H	LMH	\$4,935.20
2022	2	9233	6867806	Community Development Housing Activity (Indirect)	14H	LMH	\$264,790.24
2022	2	9233	6875444	Community Development Housing Activity (Indirect)	14H	LMH	\$4,935.19
2022	2	9233	6887177	Community Development Housing Activity (Indirect)	14H	LMH	\$4,935.20
2022	2	9233	6887683	Community Development Housing Activity (Indirect)	14H	LMH	\$231,698.63
2022	2	9233	6896650	Community Development Housing Activity (Indirect)	14H	LMH	\$4,935.18
2022	2	9233	6924011	Community Development Housing Activity (Indirect)	14H	LMH	\$4,935.19



Office of Community Planning and Development  
U.S. Department of Housing and Urban Development  
Integrated Disbursement and Information System  
PR26 - CDBG Financial Summary Report  
Program Year 2023

DATE: 09-27-24  
TIME: 21:46  
PAGE: 1

DETROIT , MI

2022	2	9233	6929854	Community Development Housing Activity (Indirect)	14H	LMH	\$5,000.62
2022	2	9233	6933247	Community Development Housing Activity (Indirect)	14H	LMH	\$267,689.84
2022	2	9283	6784071	0% interest Loan Program Admin (GS Group/Nora Construction Mgt Svc)	14H	LMH	\$19,475.00
2022	2	9283	6785955	0% interest Loan Program Admin (GS Group/Nora Construction Mgt Svc)	14H	LMH	\$2,475.00
2022	2	9283	6796747	0% interest Loan Program Admin (GS Group/Nora Construction Mgt Svc)	14H	LMH	\$28,850.00
2022	2	9283	6806743	0% interest Loan Program Admin (GS Group/Nora Construction Mgt Svc)	14H	LMH	\$25,300.00
2022	2	9283	6819816	0% interest Loan Program Admin (GS Group/Nora Construction Mgt Svc)	14H	LMH	\$27,775.00
2022	2	9283	6834429	0% interest Loan Program Admin (GS Group/Nora Construction Mgt Svc)	14H	LMH	\$32,050.00
2022	2	9283	6843003	0% interest Loan Program Admin (GS Group/Nora Construction Mgt Svc)	14H	LMH	\$27,875.00
2022	2	9283	6849680	0% interest Loan Program Admin (GS Group/Nora Construction Mgt Svc)	14H	LMH	\$11,975.00
2022	2	9283	6862143	0% interest Loan Program Admin (GS Group/Nora Construction Mgt Svc)	14H	LMH	\$19,175.00
2022	2	9283	6882854	0% interest Loan Program Admin (GS Group/Nora Construction Mgt Svc)	14H	LMH	\$17,575.00
2022	2	9283	6905741	0% interest Loan Program Admin (GS Group/Nora Construction Mgt Svc)	14H	LMH	\$22,150.00
2022	2	9283	6917748	0% interest Loan Program Admin (GS Group/Nora Construction Mgt Svc)	14H	LMH	\$15,050.00
					14H	Matrix Code	\$5,257,075.26
2020	5	8937	6926248	CDBG Lead Remediation	14I	LMH	\$10,234.00
2020	5	8937	6927174	CDBG Lead Remediation	14I	LMH	\$5,356.00
2023	2	9296	6852253	CDBG Lead Remediation (Lead Grant Match)	14I	LMH	\$45,130.00
2023	2	9296	6854479	CDBG Lead Remediation (Lead Grant Match)	14I	LMH	\$64,489.68
2023	2	9296	6855602	CDBG Lead Remediation (Lead Grant Match)	14I	LMH	\$19,424.00
2023	2	9296	6857568	CDBG Lead Remediation (Lead Grant Match)	14I	LMH	\$15,585.00
2023	2	9296	6857578	CDBG Lead Remediation (Lead Grant Match)	14I	LMH	\$22,281.00
2023	2	9296	6859235	CDBG Lead Remediation (Lead Grant Match)	14I	LMH	\$50,153.05
2023	2	9296	6859817	CDBG Lead Remediation (Lead Grant Match)	14I	LMH	\$12,750.00
2023	2	9296	6862141	CDBG Lead Remediation (Lead Grant Match)	14I	LMH	\$49,207.80
2023	2	9296	6863133	CDBG Lead Remediation (Lead Grant Match)	14I	LMH	\$18,500.00
2023	2	9296	6863134	CDBG Lead Remediation (Lead Grant Match)	14I	LMH	\$3,244.20
2023	2	9296	6863135	CDBG Lead Remediation (Lead Grant Match)	14I	LMH	\$67,341.00
2023	2	9296	6867775	CDBG Lead Remediation (Lead Grant Match)	14I	LMH	\$91,095.00
2023	2	9296	6871509	CDBG Lead Remediation (Lead Grant Match)	14I	LMH	\$13,192.00
2023	2	9296	6875438	CDBG Lead Remediation (Lead Grant Match)	14I	LMH	\$8,856.52
2023	2	9296	6876280	CDBG Lead Remediation (Lead Grant Match)	14I	LMH	\$13,553.00
2023	2	9296	6879982	CDBG Lead Remediation (Lead Grant Match)	14I	LMH	\$1,000.00
2023	2	9296	6880275	CDBG Lead Remediation (Lead Grant Match)	14I	LMH	\$24,490.00
2023	2	9296	6880687	CDBG Lead Remediation (Lead Grant Match)	14I	LMH	\$13,379.00
2023	2	9296	6881697	CDBG Lead Remediation (Lead Grant Match)	14I	LMH	\$23,319.00
2023	2	9296	6882870	CDBG Lead Remediation (Lead Grant Match)	14I	LMH	\$31,160.00
2023	2	9296	6882958	CDBG Lead Remediation (Lead Grant Match)	14I	LMH	\$21,440.00
2023	2	9296	6885672	CDBG Lead Remediation (Lead Grant Match)	14I	LMH	\$18,215.00
2023	2	9296	6885705	CDBG Lead Remediation (Lead Grant Match)	14I	LMH	\$33,786.00
2023	2	9296	6887572	CDBG Lead Remediation (Lead Grant Match)	14I	LMH	\$64,652.51
2023	2	9296	6888338	CDBG Lead Remediation (Lead Grant Match)	14I	LMH	\$9,265.00
2023	2	9296	6890028	CDBG Lead Remediation (Lead Grant Match)	14I	LMH	\$5,965.00
2023	2	9296	6892589	CDBG Lead Remediation (Lead Grant Match)	14I	LMH	\$57,485.00
2023	2	9296	6895310	CDBG Lead Remediation (Lead Grant Match)	14I	LMH	\$23,000.00
2023	2	9296	6898167	CDBG Lead Remediation (Lead Grant Match)	14I	LMH	\$26,588.00
2023	2	9296	6898934	CDBG Lead Remediation (Lead Grant Match)	14I	LMH	\$16,330.00
2023	2	9296	6900604	CDBG Lead Remediation (Lead Grant Match)	14I	LMH	\$9,021.00
2023	2	9296	6900703	CDBG Lead Remediation (Lead Grant Match)	14I	LMH	\$43,614.40
2023	2	9296	6901881	CDBG Lead Remediation (Lead Grant Match)	14I	LMH	\$7,078.00
2023	2	9296	6905738	CDBG Lead Remediation (Lead Grant Match)	14I	LMH	\$202.00
2023	2	9296	6905926	CDBG Lead Remediation (Lead Grant Match)	14I	LMH	\$20,375.00
2023	2	9296	6905927	CDBG Lead Remediation (Lead Grant Match)	14I	LMH	\$600.00
2023	2	9296	6905928	CDBG Lead Remediation (Lead Grant Match)	14I	LMH	\$13,185.00
2023	2	9296	6908460	CDBG Lead Remediation (Lead Grant Match)	14I	LMH	\$34,240.00
2023	2	9296	6910360	CDBG Lead Remediation (Lead Grant Match)	14I	LMH	\$20,565.00
2023	2	9296	6910373	CDBG Lead Remediation (Lead Grant Match)	14I	LMH	\$15,305.00
2023	2	9296	6910378	CDBG Lead Remediation (Lead Grant Match)	14I	LMH	\$6,350.00
2023	2	9296	6911306	CDBG Lead Remediation (Lead Grant Match)	14I	LMH	\$24,110.00
2023	2	9296	6912361	CDBG Lead Remediation (Lead Grant Match)	14I	LMH	\$17,600.00
2023	2	9296	6916779	CDBG Lead Remediation (Lead Grant Match)	14I	LMH	\$16,112.00
2023	2	9296	6919681	CDBG Lead Remediation (Lead Grant Match)	14I	LMH	\$2,511.20
2023	2	9296	6919685	CDBG Lead Remediation (Lead Grant Match)	14I	LMH	\$8,224.20
2023	2	9296	6923753	CDBG Lead Remediation (Lead Grant Match)	14I	LMH	\$18,325.00
2023	2	9296	6923756	CDBG Lead Remediation (Lead Grant Match)	14I	LMH	\$20,550.00
2023	2	9296	6926240	CDBG Lead Remediation (Lead Grant Match)	14I	LMH	\$3,703.00
2023	2	9296	6926281	CDBG Lead Remediation (Lead Grant Match)	14I	LMH	\$55,662.00
2023	2	9296	6928214	CDBG Lead Remediation (Lead Grant Match)	14I	LMH	\$17,644.00
2023	2	9296	6929861	CDBG Lead Remediation (Lead Grant Match)	14I	LMH	\$11,456.38
2023	2	9296	6932399	CDBG Lead Remediation (Lead Grant Match)	14I	LMH	\$27,998.00
2023	2	9296	6932416	CDBG Lead Remediation (Lead Grant Match)	14I	LMH	\$15,550.00
2023	2	9296	6933256	CDBG Lead Remediation (Lead Grant Match)	14I	LMH	\$22,941.00
2023	2	9296	6934048	CDBG Lead Remediation (Lead Grant Match)	14I	LMH	\$34,780.00
2023	2	9296	6936131	CDBG Lead Remediation (Lead Grant Match)	14I	LMH	\$7,090.00
2023	2	9296	6936838	CDBG Lead Remediation (Lead Grant Match)	14I	LMH	\$1,969.13
2023	2	9296	6936842	CDBG Lead Remediation (Lead Grant Match)	14I	LMH	\$25,210.00





Office of Community Planning and Development  
U.S. Department of Housing and Urban Development  
Integrated Disbursement and Information System  
PR26 - CDBG Financial Summary Report  
Program Year 2023  
DETROIT, MI

DATE: 09-27-24  
TIME: 21:46  
PAGE: 1

2023	2	9296	6936846	CDBG Lead Remediation (Lead Grant Match)		14I	LMH	\$30,350.00
2023	2	9296	6937501	CDBG Lead Remediation (Lead Grant Match)		14I	LMH	\$17,346.00
						14I	Matrix Code	\$1,430,134.07
Total								\$21,360,653.88

LINE 27 DETAIL: ACTIVITIES INCLUDED IN THE COMPUTATION OF LINE 27

Plan Year	IDIS Project	IDIS Activity	Voucher Number	Activity to prevent	Activity Name	Grant Number	Fund Type	Matrix Code	National Objective	Drawn Amount
2022	8	9195	6844116	No	Alternative For Girls (ES)	B22MC260006	EN	03T	LMC	\$2,141.14
2022	8	9195	6853606	No	Alternative For Girls (ES)	B22MC260006	EN	03T	LMC	\$4,941.61
2022	8	9195	6855609	No	Alternative For Girls (ES)	B22MC260006	EN	03T	LMC	\$5,011.54
2022	8	9195	6855620	No	Alternative For Girls (ES)	B22MC260006	EN	03T	LMC	\$5,108.66
2022	8	9195	6855626	No	Alternative For Girls (ES)	B22MC260006	EN	03T	LMC	\$6,785.40
2022	8	9195	6855667	No	Alternative For Girls (ES)	B22MC260006	EN	03T	LMC	\$4,438.31
2022	8	9195	6860711	No	Alternative For Girls (ES)	B22MC260006	EN	03T	LMC	\$4,331.13
2022	8	9195	6861556	No	Alternative For Girls (ES)	B22MC260006	EN	03T	LMC	\$3,896.97
2022	8	9195	6865416	No	Alternative For Girls (ES)	B22MC260006	EN	03T	LMC	\$5,209.43
2022	8	9195	6875449	No	Alternative For Girls (ES)	B22MC260006	EN	03T	LMC	\$14,667.61
2022	8	9195	6875655	No	Alternative For Girls (ES)	B22MC260006	EN	03T	LMC	\$18,267.50
2022	8	9195	6876285	No	Alternative For Girls (ES)	B22MC260006	EN	03T	LMC	\$1,161.78
2022	8	9197	6821947	No	Cass Community Social Services Family Shelter (ES)	B22MC260006	EN	03T	LMC	\$5,935.83
2022	8	9197	6838865	No	Cass Community Social Services Family Shelter (ES)	B22MC260006	EN	03T	LMC	\$3,719.30
2022	8	9197	6852258	No	Cass Community Social Services Family Shelter (ES)	B22MC260006	EN	03T	LMC	\$9,985.45
2022	8	9197	6865337	No	Cass Community Social Services Family Shelter (ES)	B22MC260006	EN	03T	LMC	\$12,655.27
2022	8	9197	6868871	No	Cass Community Social Services Family Shelter (ES)	B22MC260006	EN	03T	LMC	\$10,111.37
2022	8	9201	6788351	No	Coalition on Temporary Shelter (COTS) (ES)	B22MC260006	EN	03T	LMC	\$14,654.51
2022	8	9201	6799573	No	Coalition on Temporary Shelter (COTS) (ES)	B22MC260006	EN	03T	LMC	\$19,893.71
2022	8	9201	6808418	No	Coalition on Temporary Shelter (COTS) (ES)	B22MC260006	EN	03T	LMC	\$14,158.99
2022	8	9201	6819573	No	Coalition on Temporary Shelter (COTS) (ES)	B22MC260006	EN	03T	LMC	\$14,008.10
2022	8	9201	6829376	No	Coalition on Temporary Shelter (COTS) (ES)	B22MC260006	EN	03T	LMC	\$13,846.66
2022	8	9201	6846545	No	Coalition on Temporary Shelter (COTS) (ES)	B22MC260006	EN	03T	LMC	\$13,320.73
2022	8	9201	6878182	No	Coalition on Temporary Shelter (COTS) (ES)	B22MC260006	EN	03T	LMC	\$6,172.59
2022	8	9201	6886540	No	Coalition on Temporary Shelter (COTS) (ES)	B22MC260006	EN	03T	LMC	\$599.23
2022	8	9205	6788346	No	Covenant House (ES)	B22MC260006	EN	03T	LMC	\$7,624.59
2022	8	9205	6795386	No	Covenant House (ES)	B22MC260006	EN	03T	LMC	\$7,252.90
2022	8	9205	6809724	No	Covenant House (ES)	B22MC260006	EN	03T	LMC	\$6,684.26
2022	8	9205	6822205	No	Covenant House (ES)	B22MC260006	EN	03T	LMC	\$6,101.12
2022	8	9205	6835979	No	Covenant House (ES)	B22MC260006	EN	03T	LMC	\$8,548.23
2022	8	9205	6844118	No	Covenant House (ES)	B22MC260006	EN	03T	LMC	\$7,180.13
2022	8	9205	6857572	No	Covenant House (ES)	B22MC260006	EN	03T	LMC	\$6,330.78
2022	8	9207	6776223	No	Freedom House (ES)	B22MC260006	EN	03T	LMC	\$5,325.72
2022	8	9207	6806760	No	Freedom House (ES)	B22MC260006	EN	03T	LMC	\$5,773.52
2022	8	9207	6827382	No	Freedom House (ES)	B22MC260006	EN	03T	LMC	\$6,493.81
2022	8	9207	6838868	No	Freedom House (ES)	B22MC260006	EN	03T	LMC	\$5,457.10
2022	8	9207	6838879	No	Freedom House (ES)	B22MC260006	EN	03T	LMC	\$5,597.89
2022	8	9207	6841477	No	Freedom House (ES)	B22MC260006	EN	03T	LMC	\$8,127.40
2022	8	9207	6855650	No	Freedom House (ES)	B22MC260006	EN	03T	LMC	\$3,701.35
2022	8	9207	6881840	No	Freedom House (ES)	B22MC260006	EN	03T	LMC	\$5,117.74
2022	8	9207	6882865	No	Freedom House (ES)	B22MC260006	EN	03T	LMC	\$4,650.91
2022	8	9207	6882868	No	Freedom House (ES)	B22MC260006	EN	03T	LMC	\$8,744.56
2022	8	9207	6907686	No	Freedom House (ES)	B22MC260006	EN	03T	LMC	\$9,738.66
2022	8	9210	6783462	No	Methodist Children's Home Society of Michigan (ES)	B22MC260006	EN	03T	LMC	\$21,319.99
2022	8	9210	6790145	No	Methodist Children's Home Society of Michigan (ES)	B22MC260006	EN	03T	LMC	\$15,335.98
2022	8	9210	6806195	No	Methodist Children's Home Society of Michigan (ES)	B22MC260006	EN	03T	LMC	\$6,450.55
2022	8	9210	6810203	No	Methodist Children's Home Society of Michigan (ES)	B22MC260006	EN	03T	LMC	\$1,000.79
2022	8	9210	6820199	No	Methodist Children's Home Society of Michigan (ES)	B22MC260006	EN	03T	LMC	\$1,197.35
2022	8	9210	6831747	No	Methodist Children's Home Society of Michigan (ES)	B22MC260006	EN	03T	LMC	\$373.49
2022	8	9210	6855623	No	Methodist Children's Home Society of Michigan (ES)	B22MC260006	EN	03T	LMC	\$1,414.24
2022	8	9210	6868825	No	Methodist Children's Home Society of Michigan (ES)	B22MC260006	EN	03T	LMC	\$2,013.68
2022	8	9210	6875093	No	Methodist Children's Home Society of Michigan (ES)	B22MC260006	EN	03T	LMC	\$6,923.93
2022	8	9211	6808895	No	Michigan Veteran's Foundation (ES)	B22MC260006	EN	03T	LMC	\$5,003.15
2022	8	9211	6820205	No	Michigan Veteran's Foundation (ES)	B22MC260006	EN	03T	LMC	\$5,483.70
2022	8	9211	6829375	No	Michigan Veteran's Foundation (ES)	B22MC260006	EN	03T	LMC	\$5,364.48
2022	8	9211	6852263	No	Michigan Veteran's Foundation (ES)	B22MC260006	EN	03T	LMC	\$7,278.22
2022	8	9211	6852326	No	Michigan Veteran's Foundation (ES)	B22MC260006	EN	03T	LMC	\$6,703.64
2022	8	9211	6860715	No	Michigan Veteran's Foundation (ES)	B22MC260006	EN	03T	LMC	\$2,365.37
2022	8	9212	6784080	No	Neighborhood Service Organization (ES)	B22MC260006	EN	03T	LMC	\$2,930.24
2022	8	9212	6788340	No	Neighborhood Service Organization (ES)	B22MC260006	EN	03T	LMC	\$16,834.40
2022	8	9212	6804177	No	Neighborhood Service Organization (ES)	B22MC260006	EN	03T	LMC	\$15,517.26
2022	8	9212	6811054	No	Neighborhood Service Organization (ES)	B22MC260006	EN	03T	LMC	\$11,621.65
2022	8	9212	6820217	No	Neighborhood Service Organization (ES)	B22MC260006	EN	03T	LMC	\$10,323.71
2022	8	9212	6841064	No	Neighborhood Service Organization (ES)	B22MC260006	EN	03T	LMC	\$5,177.48
2022	8	9212	6844594	No	Neighborhood Service Organization (ES)	B22MC260006	EN	03T	LMC	\$2,865.98
2022	8	9212	6853603	No	Neighborhood Service Organization (ES)	B22MC260006	EN	03T	LMC	\$22,106.90
2022	8	9212	6866404	No	Neighborhood Service Organization (ES)	B22MC260006	EN	03T	LMC	\$79,505.52
2022	8	9212	6867127	No	Neighborhood Service Organization (ES)	B22MC260006	EN	03T	LMC	\$16,392.24



Office of Community Planning and Development  
U.S. Department of Housing and Urban Development  
Integrated Disbursement and Information System  
PR26 - CDBG Financial Summary Report  
Program Year 2023

DATE: 09-27-24

TIME: 21:46

PAGE: 1

DETROIT , MI

2022	8	9212	6871231	No	Neighborhood Service Organization (ES)	B22MC260006	EN	03T	LMC	\$47,295.76
2022	8	9215	6789607	No	Salvation Army (ES)	B22MC260006	EN	03T	LMC	\$22,074.73
2022	8	9215	6799583	No	Salvation Army (ES)	B22MC260006	EN	03T	LMC	\$2,913.95
2022	8	9215	6810053	No	Salvation Army (ES)	B22MC260006	EN	03T	LMC	\$16,876.24
2022	8	9215	6828330	No	Salvation Army (ES)	B22MC260006	EN	03T	LMC	\$11,111.18
2022	8	9215	6849485	No	Salvation Army (ES)	B22MC260006	EN	03T	LMC	\$4,098.56
2022	8	9215	6849488	No	Salvation Army (ES)	B22MC260006	EN	03T	LMC	\$2,311.36
2022	8	9215	6852810	No	Salvation Army (ES)	B22MC260006	EN	03T	LMC	\$4,298.73
2022	8	9215	6859825	No	Salvation Army (ES)	B22MC260006	EN	03T	LMC	\$2,131.02
2022	8	9217	6789624	No	YWCA Interim House (ES)	B22MC260006	EN	03T	LMC	\$3,516.64
2022	8	9217	6790193	No	YWCA Interim House (ES)	B22MC260006	EN	03T	LMC	\$3,394.90
2022	8	9217	6808426	No	YWCA Interim House (ES)	B22MC260006	EN	03T	LMC	\$4,342.26
2022	8	9217	6822210	No	YWCA Interim House (ES)	B22MC260006	EN	03T	LMC	\$7,914.01
2022	8	9217	6822216	No	YWCA Interim House (ES)	B22MC260006	EN	03T	LMC	\$8,564.01
2022	8	9217	6822248	No	YWCA Interim House (ES)	B22MC260006	EN	03T	LMC	\$2,189.53
2022	8	9217	6837833	No	YWCA Interim House (ES)	B22MC260006	EN	03T	LMC	\$7,914.01
2022	8	9217	6866365	No	YWCA Interim House (ES)	B22MC260006	EN	03T	LMC	\$8,131.77
2022	8	9217	6866543	No	YWCA Interim House (ES)	B22MC260006	EN	03T	LMC	\$5,009.47
2022	8	9217	6868670	No	YWCA Interim House (ES)	B22MC260006	EN	03T	LMC	\$121.93
2022	8	9218	6858492	Yes	DRMM Genesis House II-W. Chicago (ES) - Reprogrammed Funds (2022-23)	B20MC260006	EN	03T	LMC	\$73,555.97
2022	8	9219	6837081	Yes	Operation Get Down (ES) - Reprogrammed Funds (2022-23)	B20MC260006	EN	03T	LMC	\$678.20
2022	8	9219	6837082	Yes	Operation Get Down (ES) - Reprogrammed Funds (2022-23)	B20MC260006	EN	03T	LMC	\$452.13
2022	8	9219	6837085	Yes	Operation Get Down (ES) - Reprogrammed Funds (2022-23)	B20MC260006	EN	03T	LMC	\$2,735.39
2022	8	9219	6837088	Yes	Operation Get Down (ES) - Reprogrammed Funds (2022-23)	B20MC260006	EN	03T	LMC	\$1,996.91
2022	8	9219	6837091	Yes	Operation Get Down (ES) - Reprogrammed Funds (2022-23)	B20MC260006	EN	03T	LMC	\$3,594.43
2022	8	9219	6837092	Yes	Operation Get Down (ES) - Reprogrammed Funds (2022-23)	B20MC260006	EN	03T	LMC	\$1,996.91
2022	8	9219	6837093	Yes	Operation Get Down (ES) - Reprogrammed Funds (2022-23)	B20MC260006	EN	03T	LMC	\$3,443.73
2022	8	9219	6837095	Yes	Operation Get Down (ES) - Reprogrammed Funds (2022-23)	B20MC260006	EN	03T	LMC	\$2,384.79
2022	8	9219	6837097	Yes	Operation Get Down (ES) - Reprogrammed Funds (2022-23)	B20MC260006	EN	03T	LMC	\$964.54
2022	8	9221	6796844	Yes	Motor City Mitten Mission (SO) Reprogrammed Funds (2022-23)	B19MC260006	EN	03T	LMC	\$22,343.75
2022	8	9221	6824714	Yes	Motor City Mitten Mission (SO) Reprogrammed Funds (2022-23)	B20MC260006	EN	03T	LMC	\$1,924.52
2022	8	9221	6846562	Yes	Motor City Mitten Mission (SO) Reprogrammed Funds (2022-23)	B20MC260006	EN	03T	LMC	\$12,969.99
2022	8	9221	6858487	Yes	Motor City Mitten Mission (SO) Reprogrammed Funds (2022-23)	B20MC260006	EN	03T	LMC	\$2,023.98
2023	7	9336	6926285	No	Alternatives for Girls	B23MC260006	EN	03T	LMC	\$2,486.98
2023	7	9337	6886545	No	Cass Community Social Services Family Shelter (ES)	B23MC260006	EN	03T	LMC	\$2,927.52
2023	7	9337	6887476	No	Cass Community Social Services Family Shelter (ES)	B23MC260006	EN	03T	LMC	\$6,213.44
2023	7	9337	6910367	No	Cass Community Social Services Family Shelter (ES)	B23MC260006	EN	03T	LMC	\$8,208.40
2023	7	9337	6919677	No	Cass Community Social Services Family Shelter (ES)	B23MC260006	EN	03T	LMC	\$10,682.75
2023	7	9337	6925517	No	Cass Community Social Services Family Shelter (ES)	B23MC260006	EN	03T	LMC	\$10,579.65
2023	7	9339	6889782	No	Cass Community Social Services (ES Wm Ctr)	B23MC260006	EN	03T	LMC	\$44,826.60
2023	7	9339	6889784	No	Cass Community Social Services (ES Wm Ctr)	B23MC260006	EN	03T	LMC	\$54,263.73
2023	7	9339	6889787	No	Cass Community Social Services (ES Wm Ctr)	B23MC260006	EN	03T	LMC	\$39,963.83
2023	7	9339	6924383	No	Cass Community Social Services (ES Wm Ctr)	B23MC260006	EN	03T	LMC	\$50,908.30
2023	7	9339	6929838	No	Cass Community Social Services (ES Wm Ctr)	B23MC260006	EN	03T	LMC	\$4,645.18
2023	7	9341	6897966	No	Coalition on Temporary Shelter (COTS) (ES)	B23MC260006	EN	03T	LMC	\$14,156.64
2023	7	9341	6898034	No	Coalition on Temporary Shelter (COTS) (ES)	B23MC260006	EN	03T	LMC	\$6,249.94
2023	7	9341	6900367	No	Coalition on Temporary Shelter (COTS) (ES)	B23MC260006	EN	03T	LMC	\$17,073.11
2023	7	9341	6919248	No	Coalition on Temporary Shelter (COTS) (ES)	B23MC260006	EN	03T	LMC	\$3,856.46
2023	7	9341	6939168	No	Coalition on Temporary Shelter (COTS) (ES)	B23MC260006	EN	03T	LMC	\$1,569.64
2023	7	9341	6939169	No	Coalition on Temporary Shelter (COTS) (ES)	B23MC260006	EN	03T	LMC	\$2,299.49
2023	7	9342	6891809	No	Covenant House (ES)	B23MC260006	EN	03T	LMC	\$3,870.45
2023	7	9342	6892117	No	Covenant House (ES)	B23MC260006	EN	03T	LMC	\$7,032.98
2023	7	9342	6892786	No	Covenant House (ES)	B23MC260006	EN	03T	LMC	\$11,022.75
2023	7	9342	6904301	No	Covenant House (ES)	B23MC260006	EN	03T	LMC	\$9,240.92
2023	7	9342	6919691	No	Covenant House (ES)	B23MC260006	EN	03T	LMC	\$8,354.61
2023	7	9342	6924360	No	Covenant House (ES)	B23MC260006	EN	03T	LMC	\$9,649.47
2023	7	9345	6884578	No	Detroit Rescue Mission Ministries- Third St. Warming Center (ES Wrm Ctr)	B23MC260006	EN	03T	LMC	\$49,825.70
2023	7	9345	6885577	No	Detroit Rescue Mission Ministries- Third St. Warming Center (ES Wrm Ctr)	B23MC260006	EN	03T	LMC	\$28,488.72
2023	7	9345	6899829	No	Detroit Rescue Mission Ministries- Third St. Warming Center (ES Wrm Ctr)	B23MC260006	EN	03T	LMC	\$3,734.73
2023	7	9346	6884576	No	Detroit Rescue Mission Ministries- Mack Family Warming Center (ES Wrm	B23MC260006	EN	03T	LMC	\$30,598.48
2023	7	9346	6886546	No	Detroit Rescue Mission Ministries- Mack Family Warming Center (ES Wrm	B23MC260006	EN	03T	LMC	\$17,298.43
2023	7	9346	6900427	No	Detroit Rescue Mission Ministries- Mack Family Warming Center (ES Wrm	B23MC260006	EN	03T	LMC	\$28,686.93
2023	7	9346	6937548	No	Detroit Rescue Mission Ministries- Mack Family Warming Center (ES Wrm	B23MC260006	EN	03T	LMC	\$6,416.16
2023	7	9347	6930671	No	Freedom House (ES)	B23MC260006	EN	03T	LMC	\$9,448.36
2023	7	9347	6930675	No	Freedom House (ES)	B23MC260006	EN	03T	LMC	\$7,770.42
2023	7	9348	6889819	No	Methodist Children's Home Society of Michigan (ES)	B23MC260006	EN	03T	LMC	\$27,477.64
2023	7	9348	6903120	No	Methodist Children's Home Society of Michigan (ES)	B23MC260006	EN	03T	LMC	\$23,268.29
2023	7	9348	6911294	No	Methodist Children's Home Society of Michigan (ES)	B23MC260006	EN	03T	LMC	\$3,341.62
2023	7	9348	6911296	No	Methodist Children's Home Society of Michigan (ES)	B23MC260006	EN	03T	LMC	\$8,194.36
2023	7	9348	6923854	No	Methodist Children's Home Society of Michigan (ES)	B23MC260006	EN	03T	LMC	\$8,278.05
2023	7	9348	6932220	No	Methodist Children's Home Society of Michigan (ES)	B23MC260006	EN	03T	LMC	\$7,610.97
2023	7	9348	6937547	No	Methodist Children's Home Society of Michigan (ES)	B23MC260006	EN	03T	LMC	\$4,829.07
2023	7	9349	6887584	No	Michigan Veteran's Foundation (ES)	B23MC260006	EN	03T	LMC	\$8,120.60
2023	7	9349	6887644	No	Michigan Veteran's Foundation (ES)	B23MC260006	EN	03T	LMC	\$7,346.98
2023	7	9349	6890402	No	Michigan Veteran's Foundation (ES)	B23MC260006	EN	03T	LMC	\$8,925.78
2023	7	9349	6904308	No	Michigan Veteran's Foundation (ES)	B23MC260006	EN	03T	LMC	\$9,903.51



Office of Community Planning and Development  
U.S. Department of Housing and Urban Development  
Integrated Disbursement and Information System  
PR26 - CDBG Financial Summary Report  
Program Year 2023

DATE: 09-27-24  
TIME: 21:46  
PAGE: 1

DETROIT , MI

2023	7	9349	6923863	No	Michigan Veteran's Foundation (ES)	B23MC260006	EN	03T	LMC	\$10,411.92
2023	7	9350	6884160	No	Neighborhood Service Organization (ES)	B23MC260006	EN	03T	LMC	\$27,267.31
2023	7	9350	6890407	No	Neighborhood Service Organization (ES)	B23MC260006	EN	03T	LMC	\$2,866.01
2023	7	9350	6897584	No	Neighborhood Service Organization (ES)	B23MC260006	EN	03T	LMC	\$19,370.74
2023	7	9350	6905931	No	Neighborhood Service Organization (ES)	B23MC260006	EN	03T	LMC	\$17,220.47
2023	7	9350	6923678	No	Neighborhood Service Organization (ES)	B23MC260006	EN	03T	LMC	\$2,216.45
2023	7	9350	6923678	No	Neighborhood Service Organization (ES)	B24MC260006	PI	03T	LMC	\$7,272.00
2023	7	9350	6926255	No	Neighborhood Service Organization (ES)	B23MC260006	EN	03T	LMC	\$54,486.76
2023	7	9353	6899821	No	Salvation Army (ES)	B23MC260006	EN	03T	LMC	\$3,584.39
2023	7	9353	6904346	No	Salvation Army (ES)	B23MC260006	EN	03T	LMC	\$12,798.48
2023	7	9353	6909182	No	Salvation Army (ES)	B23MC260006	EN	03T	LMC	\$19,422.94
2023	7	9353	6919676	No	Salvation Army (ES)	B23MC260006	EN	03T	LMC	\$7,101.46
2023	7	9353	6923692	No	Salvation Army (ES)	B23MC260006	EN	03T	LMC	\$7,206.54
2023	7	9354	6882909	No	YWCA Interim House (ES)	B23MC260006	EN	03T	LMC	\$7,470.56
2023	7	9354	6884037	No	YWCA Interim House (ES)	B23MC260006	EN	03T	LMC	\$7,470.56
2023	7	9354	6897332	No	YWCA Interim House (ES)	B23MC260006	EN	03T	LMC	\$7,470.56
2023	7	9354	6906368	No	YWCA Interim House (ES)	B23MC260006	EN	03T	LMC	\$7,470.56
2023	7	9354	6917674	No	YWCA Interim House (ES)	B23MC260006	EN	03T	LMC	\$7,470.56
2023	7	9354	6924369	No	YWCA Interim House (ES)	B23MC260006	EN	03T	LMC	\$7,470.56
2023	7	9409	6907145	Yes	DRMM E. Grand Blvd (Warming Center) (Reprogrammed from unallocated	B20MC260006	EN	03T	LMC	\$98,752.32
2023	7	9409	6919223	Yes	DRMM E. Grand Blvd (Warming Center) (Reprogrammed from unallocated	B20MC260006	EN	03T	LMC	\$47,682.85
2023	7	9409	6932237	Yes	DRMM E. Grand Blvd (Warming Center) (Reprogrammed from unallocated	B20MC260006	EN	03T	LMC	\$38,498.02
								03T	Matrix Code	\$1,950,882.39
2022	6	9118	6792598	No	Bridging Communities, Inc	B22MC260006	EN	05A	LMC	\$10,077.32
2022	6	9118	6799390	No	Bridging Communities, Inc	B22MC260006	EN	05A	LMC	\$5,307.32
2022	6	9118	6814942	No	Bridging Communities, Inc	B22MC260006	EN	05A	LMC	\$5,307.32
2022	6	9118	6824529	No	Bridging Communities, Inc	B22MC260006	EN	05A	LMC	\$5,514.99
2022	6	9118	6837094	No	Bridging Communities, Inc	B22MC260006	EN	05A	LMC	\$5,387.32
2022	6	9118	6847135	No	Bridging Communities, Inc	B22MC260006	EN	05A	LMC	\$5,767.32
2022	6	9118	6855673	No	Bridging Communities, Inc	B22MC260006	EN	05A	LMC	\$5,662.91
2022	6	9118	6864461	No	Bridging Communities, Inc	B22MC260006	EN	05A	LMC	\$6,099.83
2022	6	9125	6788383	No	Delray United Action Council	B22MC260006	EN	05A	LMC	\$6,682.57
2022	6	9125	6788385	No	Delray United Action Council	B22MC260006	EN	05A	LMC	\$4,283.34
2022	6	9125	6788387	No	Delray United Action Council	B22MC260006	EN	05A	LMC	\$11,681.14
2022	6	9125	6790788	No	Delray United Action Council	B22MC260006	EN	05A	LMC	\$5,612.59
2022	6	9125	6793464	No	Delray United Action Council	B22MC260006	EN	05A	LMC	\$5,119.34
2022	6	9125	6799569	No	Delray United Action Council	B22MC260006	EN	05A	LMC	\$5,119.34
2022	6	9125	6810051	No	Delray United Action Council	B22MC260006	EN	05A	LMC	\$4,767.34
2022	6	9125	6824694	No	Delray United Action Council	B22MC260006	EN	05A	LMC	\$4,613.34
2022	6	9125	6836576	No	Delray United Action Council	B22MC260006	EN	05A	LMC	\$4,525.34
2022	6	9125	6842993	No	Delray United Action Council	B22MC260006	EN	05A	LMC	\$7,879.34
2022	6	9125	6853607	No	Delray United Action Council	B22MC260006	EN	05A	LMC	\$4,602.34
2022	6	9125	6859821	No	Delray United Action Council	B22MC260006	EN	05A	LMC	\$4,018.98
2022	6	9126	6815367	No	Disability Network	B22MC260006	EN	05A	LMC	\$3,167.95
2022	6	9126	6815368	No	Disability Network	B22MC260006	EN	05A	LMC	\$100.58
2022	6	9126	6815372	No	Disability Network	B22MC260006	EN	05A	LMC	\$1,146.30
2022	6	9126	6841479	No	Disability Network	B22MC260006	EN	05A	LMC	\$4,239.38
2022	6	9126	6872629	No	Disability Network	B22MC260006	EN	05A	LMC	\$4,990.64
2022	6	9126	6873492	No	Disability Network	B22MC260006	EN	05A	LMC	\$12,073.13
2022	6	9126	6873500	No	Disability Network	B22MC260006	EN	05A	LMC	\$6,598.57
2022	6	9126	6881922	No	Disability Network	B22MC260006	EN	05A	LMC	\$12,315.85
2022	6	9134	6799567	No	Luella Hannan Memorial	B22MC260006	EN	05A	LMC	\$7,474.71
2022	6	9134	6806755	No	Luella Hannan Memorial	B22MC260006	EN	05A	LMC	\$7,033.04
2022	6	9134	6809731	No	Luella Hannan Memorial	B22MC260006	EN	05A	LMC	\$7,230.73
2022	6	9134	6825763	No	Luella Hannan Memorial	B22MC260006	EN	05A	LMC	\$11,848.34
2022	6	9134	6835983	No	Luella Hannan Memorial	B22MC260006	EN	05A	LMC	\$7,967.35
2022	6	9134	6841795	No	Luella Hannan Memorial	B22MC260006	EN	05A	LMC	\$7,989.88
2022	6	9134	6852564	No	Luella Hannan Memorial	B22MC260006	EN	05A	LMC	\$4,163.90
2022	6	9135	6783460	No	Matrix Human Services	B22MC260006	EN	05A	LMC	\$12,333.87
2022	6	9135	6790786	No	Matrix Human Services	B22MC260006	EN	05A	LMC	\$7,713.34
2022	6	9135	6806575	No	Matrix Human Services	B22MC260006	EN	05A	LMC	\$10,896.68
2022	6	9135	6817815	No	Matrix Human Services	B22MC260006	EN	05A	LMC	\$8,104.42
2022	6	9135	6829377	No	Matrix Human Services	B22MC260006	EN	05A	LMC	\$4,591.93
2022	6	9135	6840916	No	Matrix Human Services	B22MC260006	EN	05A	LMC	\$5,532.77
2022	6	9135	6847796	No	Matrix Human Services	B22MC260006	EN	05A	LMC	\$5,283.38
2022	6	9135	6859242	No	Matrix Human Services	B22MC260006	EN	05A	LMC	\$5,097.37
2022	6	9135	6864069	No	Matrix Human Services	B22MC260006	EN	05A	LMC	\$3,771.92
2022	6	9144	6783443	No	St. Patrick Senior Center	B22MC260006	EN	05A	LMC	\$11,553.76
2022	6	9144	6783446	No	St. Patrick Senior Center	B22MC260006	EN	05A	LMC	\$10,987.86
2022	6	9144	6786962	No	St. Patrick Senior Center	B22MC260006	EN	05A	LMC	\$7,463.25
2022	6	9144	6796862	No	St. Patrick Senior Center	B22MC260006	EN	05A	LMC	\$8,174.88
2022	6	9144	6809734	No	St. Patrick Senior Center	B22MC260006	EN	05A	LMC	\$9,585.35
2022	6	9144	6822209	No	St. Patrick Senior Center	B22MC260006	EN	05A	LMC	\$6,393.12
2022	6	9144	6830884	No	St. Patrick Senior Center	B22MC260006	EN	05A	LMC	\$3,512.00
2022	6	9144	6840917	No	St. Patrick Senior Center	B22MC260006	EN	05A	LMC	\$12,085.46
2022	6	9144	6852339	No	St. Patrick Senior Center	B22MC260006	EN	05A	LMC	\$3,764.37





Office of Community Planning and Development  
U.S. Department of Housing and Urban Development  
Integrated Disbursement and Information System  
PR26 - CDBG Financial Summary Report  
Program Year 2023  
DETROIT , MI

DATE: 09-27-24  
TIME: 21:46  
PAGE: 1

2022	6	9144	6857576	No	St. Patrick Senior Center	B22MC260006	EN	05A	LMC	\$1,450.09
2023	6	9302	6885000	No	Bridging Communities, Inc	B23MC260006	EN	05A	LMC	\$5,643.25
2023	6	9302	6885008	No	Bridging Communities, Inc	B23MC260006	EN	05A	LMC	\$3,843.10
2023	6	9302	6895294	No	Bridging Communities, Inc	B23MC260006	EN	05A	LMC	\$3,931.73
2023	6	9302	6904303	No	Bridging Communities, Inc	B23MC260006	EN	05A	LMC	\$7,197.91
2023	6	9302	6917761	No	Bridging Communities, Inc	B23MC260006	EN	05A	LMC	\$8,995.93
2023	6	9311	6897309	No	Delray United Action Council	B23MC260006	EN	05A	LMC	\$5,196.34
2023	6	9311	6897316	No	Delray United Action Council	B23MC260006	EN	05A	LMC	\$5,537.34
2023	6	9311	6900616	No	Delray United Action Council	B23MC260006	EN	05A	LMC	\$5,405.34
2023	6	9311	6913787	No	Delray United Action Council	B23MC260006	EN	05A	LMC	\$7,732.34
2023	6	9311	6916847	No	Delray United Action Council	B23MC260006	EN	05A	LMC	\$6,064.81
2023	6	9320	6897535	No	Luella Hannan Memorial	B23MC260006	EN	05A	LMC	\$6,582.46
2023	6	9320	6900599	No	Luella Hannan Memorial	B23MC260006	EN	05A	LMC	\$6,611.02
2023	6	9320	6900621	No	Luella Hannan Memorial	B23MC260006	EN	05A	LMC	\$6,643.49
2023	6	9320	6901055	No	Luella Hannan Memorial	B23MC260006	EN	05A	LMC	\$6,829.58
2023	6	9320	6914766	No	Luella Hannan Memorial	B23MC260006	EN	05A	LMC	\$6,517.64
2023	6	9320	6927454	No	Luella Hannan Memorial	B23MC260006	EN	05A	LMC	\$6,673.30
2023	6	9321	6901276	No	Matrix Human Services	B23MC260006	EN	05A	LMC	\$2,848.26
2023	6	9321	6901280	No	Matrix Human Services	B23MC260006	EN	05A	LMC	\$5,544.15
2023	6	9321	6901281	No	Matrix Human Services	B23MC260006	EN	05A	LMC	\$5,049.65
2023	6	9321	6906795	No	Matrix Human Services	B23MC260006	EN	05A	LMC	\$3,677.15
2023	6	9321	6916778	No	Matrix Human Services	B23MC260006	EN	05A	LMC	\$8,940.29
2023	6	9321	6924327	No	Matrix Human Services	B23MC260006	EN	05A	LMC	\$10,693.52
2023	6	9321	6938542	No	Matrix Human Services	B23MC260006	EN	05A	LMC	\$4,338.35
2023	6	9330	6877510	No	St. Patrick Senior Center	B23MC260006	EN	05A	LMC	\$2,171.00
2023	6	9330	6882847	No	St. Patrick Senior Center	B23MC260006	EN	05A	LMC	\$11,043.00
2023	6	9330	6895236	No	St. Patrick Senior Center	B23MC260006	EN	05A	LMC	\$15,342.00
2023	6	9330	6904349	No	St. Patrick Senior Center	B23MC260006	EN	05A	LMC	\$14,677.00
2023	6	9330	6915889	No	St. Patrick Senior Center	B23MC260006	EN	05A	LMC	\$9,386.00
2023	6	9330	6925515	No	St. Patrick Senior Center	B23MC260006	EN	05A	LMC	\$9,981.00
2023	6	9330	6936113	No	St. Patrick Senior Center	B23MC260006	EN	05A	LMC	\$9,123.00
								<b>05A</b>	<b>Matrix Code</b>	<b>\$566,885.45</b>
2021	7	8985	6819804	No	Neighborhood Legal Services (Wayne County) (includes Reprgrammed	B20MC260006	EN	05C	LMC	\$4,133.90
2021	7	8985	6819809	No	Neighborhood Legal Services (Wayne County) (includes Reprgrammed	B20MC260006	EN	05C	LMC	\$7,770.92
2021	7	8985	6819812	No	Neighborhood Legal Services (Wayne County) (includes Reprgrammed	B20MC260006	EN	05C	LMC	\$3,901.55
2021	7	8985	6819813	No	Neighborhood Legal Services (Wayne County) (includes Reprgrammed	B20MC260006	EN	05C	LMC	\$2,898.90
2021	7	8985	6852569	No	Neighborhood Legal Services (Wayne County) (includes Reprgrammed	B20MC260006	EN	05C	LMC	\$7,509.79
2021	7	8985	6855598	No	Neighborhood Legal Services (Wayne County) (includes Reprgrammed	B20MC260006	EN	05C	LMC	\$6,600.25
2021	7	8985	6855616	No	Neighborhood Legal Services (Wayne County) (includes Reprgrammed	B20MC260006	EN	05C	LMC	\$7,498.73
2021	7	8985	6881589	No	Neighborhood Legal Services (Wayne County) (includes Reprgrammed	B20MC260006	EN	05C	LMC	\$6,707.59
2022	8	9198	6799384	No	Cass Community Social Services (SO)	B22MC260006	EN	05C	LMC	\$10,619.70
2022	8	9198	6804171	No	Cass Community Social Services (SO)	B22MC260006	EN	05C	LMC	\$10,477.78
2022	8	9198	6817819	No	Cass Community Social Services (SO)	B22MC260006	EN	05C	LMC	\$8,920.29
2022	8	9198	6821941	No	Cass Community Social Services (SO)	B22MC260006	EN	05C	LMC	\$14,857.17
2022	8	9198	6840921	No	Cass Community Social Services (SO)	B22MC260006	EN	05C	LMC	\$19,543.63
2022	8	9198	6846570	No	Cass Community Social Services (SO)	B22MC260006	EN	05C	LMC	\$17,808.48
2022	8	9198	6867823	No	Cass Community Social Services (SO)	B22MC260006	EN	05C	LMC	\$14,560.55
2022	8	9198	6869475	No	Cass Community Social Services (SO)	B22MC260006	EN	05C	LMC	\$24,983.66
2022	8	9198	6886554	No	Cass Community Social Services (SO)	B22MC260006	EN	05C	LMC	\$4,299.31
2022	8	9198	6895451	No	Cass Community Social Services (SO)	B22MC260006	EN	05C	LMC	\$197.81
2022	8	9216	6830875	No	United Community Housing coalition (HP)	B22MC260006	EN	05C	LMC	\$30,118.72
2022	8	9216	6834426	No	United Community Housing coalition (HP)	B22MC260006	EN	05C	LMC	\$28,090.67
2022	8	9216	6840914	No	United Community Housing coalition (HP)	B22MC260006	EN	05C	LMC	\$27,819.62
2022	8	9216	6852963	No	United Community Housing coalition (HP)	B22MC260006	EN	05C	LMC	\$21,422.50
2022	8	9216	6852966	No	United Community Housing coalition (HP)	B22MC260006	EN	05C	LMC	\$17,299.61
2022	8	9216	6859824	No	United Community Housing coalition (HP)	B22MC260006	EN	05C	LMC	\$17,342.94
2022	8	9216	6859827	No	United Community Housing coalition (HP)	B22MC260006	EN	05C	LMC	\$21,137.84
2022	8	9216	6872631	No	United Community Housing coalition (HP)	B22MC260006	EN	05C	LMC	\$46,267.90
2022	8	9216	6885060	No	United Community Housing coalition (HP)	B22MC260006	EN	05C	LMC	\$2,266.31
2023	6	9301	6881702	No	Accounting Aid Society	B23MC260006	EN	05C	LMC	\$48,240.00
2023	6	9301	6892135	No	Accounting Aid Society	B23MC260006	EN	05C	LMC	\$22,549.00
2023	6	9324	6881768	No	Neighborhood Legal Services (Wayne County)	B23MC260006	EN	05C	LMC	\$4,825.00
2023	6	9324	6891616	No	Neighborhood Legal Services (Wayne County)	B23MC260006	EN	05C	LMC	\$7,374.70
2023	6	9324	6891623	No	Neighborhood Legal Services (Wayne County)	B23MC260006	EN	05C	LMC	\$4,935.62
2023	6	9324	6904334	No	Neighborhood Legal Services (Wayne County)	B23MC260006	EN	05C	LMC	\$7,251.83
2023	6	9324	6913777	No	Neighborhood Legal Services (Wayne County)	B23MC260006	EN	05C	LMC	\$10,443.02
2023	6	9324	6923886	No	Neighborhood Legal Services (Wayne County)	B23MC260006	EN	05C	LMC	\$7,793.87
								<b>05C</b>	<b>Matrix Code</b>	<b>\$498,469.16</b>
2021	7	8968	6788330	No	Coleman A. Young Foundation	B21MC260006	EN	05D	LMC	\$3,289.35
2021	7	8991	6781944	No	Teen Hype Youth Development	B21MC260006	EN	05D	LMC	\$4,857.47
2021	7	8991	6781946	No	Teen Hype Youth Development	B21MC260006	EN	05D	LMC	\$4,367.75
2021	7	8991	6793482	No	Teen Hype Youth Development	B21MC260006	EN	05D	LMC	\$4,399.46
2021	7	8991	6810049	No	Teen Hype Youth Development	B21MC260006	EN	05D	LMC	\$4,334.34
2021	7	8991	6824692	No	Teen Hype Youth Development	B21MC260006	EN	05D	LMC	\$3,371.21
2021	7	8991	6830429	No	Teen Hype Youth Development	B21MC260006	EN	05D	LMC	\$5,276.06
2021	7	8991	6831771	No	Teen Hype Youth Development	B21MC260006	EN	05D	LMC	\$3,417.20



Office of Community Planning and Development  
U.S. Department of Housing and Urban Development  
Integrated Disbursement and Information System  
PR26 - CDBG Financial Summary Report  
Program Year 2023  
DETROIT, MI

DATE: 09-27-24  
TIME: 21:46  
PAGE: 1

2021	7	8991	6874585	No	Teen Hype Youth Development	B21MC260006	EN	05D	LMC	\$10,881.36
2021	7	8991	6883198	No	Teen Hype Youth Development	B21MC260006	EN	05D	LMC	\$4,941.51
2022	6	9121	6784073	No	Clark Park Coalition	B22MC260006	EN	05D	LMC	\$8,793.32
2022	6	9121	6784074	No	Clark Park Coalition	B22MC260006	EN	05D	LMC	\$6,836.58
2022	6	9121	6785961	No	Clark Park Coalition	B22MC260006	EN	05D	LMC	\$6,453.91
2022	6	9121	6796746	No	Clark Park Coalition	B22MC260006	EN	05D	LMC	\$7,001.24
2022	6	9121	6809771	No	Clark Park Coalition	B22MC260006	EN	05D	LMC	\$12,299.59
2022	6	9121	6815797	No	Clark Park Coalition	B22MC260006	EN	05D	LMC	\$11,642.27
2022	6	9121	6829381	No	Clark Park Coalition	B22MC260006	EN	05D	LMC	\$14,891.34
2022	6	9122	6811888	No	Cody Rouge Community Action Alliance	B22MC260006	EN	05D	LMC	\$6,063.52
2022	6	9122	6811902	No	Cody Rouge Community Action Alliance	B22MC260006	EN	05D	LMC	\$5,313.52
2022	6	9122	6815377	No	Cody Rouge Community Action Alliance	B22MC260006	EN	05D	LMC	\$1,496.86
2022	6	9122	6817826	No	Cody Rouge Community Action Alliance	B22MC260006	EN	05D	LMC	\$1,147.52
2022	6	9122	6817838	No	Cody Rouge Community Action Alliance	B22MC260006	EN	05D	LMC	\$9,479.52
2022	6	9122	6822228	No	Cody Rouge Community Action Alliance	B22MC260006	EN	05D	LMC	\$9,479.52
2022	6	9122	6825766	No	Cody Rouge Community Action Alliance	B22MC260006	EN	05D	LMC	\$2,330.82
2022	6	9122	6846237	No	Cody Rouge Community Action Alliance	B22MC260006	EN	05D	LMC	\$6,019.73
2022	6	9122	6849492	No	Cody Rouge Community Action Alliance	B22MC260006	EN	05D	LMC	\$7,541.82
2022	6	9123	6785939	No	Coleman A. Young Foundation	B22MC260006	EN	05D	LMC	\$5,194.96
2022	6	9123	6814924	No	Coleman A. Young Foundation	B22MC260006	EN	05D	LMC	\$4,027.44
2022	6	9123	6816534	No	Coleman A. Young Foundation	B22MC260006	EN	05D	LMC	\$6,648.65
2022	6	9123	6840839	No	Coleman A. Young Foundation	B22MC260006	EN	05D	LMC	\$325.00
2022	6	9123	6847152	No	Coleman A. Young Foundation	B22MC260006	EN	05D	LMC	\$2,705.34
2022	6	9123	6881632	No	Coleman A. Young Foundation	B22MC260006	EN	05D	LMC	\$11,924.20
2022	6	9123	6881637	No	Coleman A. Young Foundation	B22MC260006	EN	05D	LMC	\$7,241.09
2022	6	9123	6896638	No	Coleman A. Young Foundation	B22MC260006	EN	05D	LMC	\$2,253.65
2022	6	9123	6923801	No	Coleman A. Young Foundation	B22MC260006	EN	05D	LMC	\$3,012.97
2022	6	9123	6923879	No	Coleman A. Young Foundation	B22MC260006	EN	05D	LMC	\$1,134.29
2022	6	9123	6923949	No	Coleman A. Young Foundation	B22MC260006	EN	05D	LMC	\$4,205.42
2022	6	9123	6927398	No	Coleman A. Young Foundation	B22MC260006	EN	05D	LMC	\$4,241.21
2022	6	9123	6938505	No	Coleman A. Young Foundation	B22MC260006	EN	05D	LMC	\$2,369.52
2022	6	9124	6819782	No	Detroit Area Pre-College Engineering Program (DAPCEP)	B22MC260006	EN	05D	LMC	\$5,727.00
2022	6	9124	6824530	No	Detroit Area Pre-College Engineering Program (DAPCEP)	B22MC260006	EN	05D	LMC	\$16,159.13
2022	6	9124	6824539	No	Detroit Area Pre-College Engineering Program (DAPCEP)	B22MC260006	EN	05D	LMC	\$7,446.50
2022	6	9124	6867131	No	Detroit Area Pre-College Engineering Program (DAPCEP)	B22MC260006	EN	05D	LMC	\$10,530.75
2022	6	9124	6867137	No	Detroit Area Pre-College Engineering Program (DAPCEP)	B22MC260006	EN	05D	LMC	\$10,650.60
2022	6	9124	6867147	No	Detroit Area Pre-College Engineering Program (DAPCEP)	B22MC260006	EN	05D	LMC	\$18,391.02
2022	6	9136	6782447	No	Mercy Education Project	B22MC260006	EN	05D	LMC	\$5,987.63
2022	6	9136	6795729	No	Mercy Education Project	B22MC260006	EN	05D	LMC	\$10,572.87
2022	6	9136	6810201	No	Mercy Education Project	B22MC260006	EN	05D	LMC	\$6,179.79
2022	6	9136	6824734	No	Mercy Education Project	B22MC260006	EN	05D	LMC	\$6,419.30
2022	6	9136	6831792	No	Mercy Education Project	B22MC260006	EN	05D	LMC	\$6,413.44
2022	6	9136	6841071	No	Mercy Education Project	B22MC260006	EN	05D	LMC	\$6,372.89
2022	6	9136	6852940	No	Mercy Education Project	B22MC260006	EN	05D	LMC	\$6,931.60
2022	6	9136	6859828	No	Mercy Education Project	B22MC260006	EN	05D	LMC	\$7,753.98
2022	6	9143	6770221	No	Sowing Empowerment & Economic Dev (SEED)	B22MC260006	EN	05D	LMC	\$8,941.86
2022	6	9143	6811898	No	Sowing Empowerment & Economic Dev (SEED)	B22MC260006	EN	05D	LMC	\$2,980.62
2022	6	9143	6812406	No	Sowing Empowerment & Economic Dev (SEED)	B22MC260006	EN	05D	LMC	\$8,061.00
2022	6	9143	6824719	No	Sowing Empowerment & Economic Dev (SEED)	B22MC260006	EN	05D	LMC	\$7,742.00
2022	6	9143	6831790	No	Sowing Empowerment & Economic Dev (SEED)	B22MC260006	EN	05D	LMC	\$3,587.00
2022	6	9143	6890413	No	Sowing Empowerment & Economic Dev (SEED)	B22MC260006	EN	05D	LMC	\$6,965.33
2022	6	9143	6928184	No	Sowing Empowerment & Economic Dev (SEED)	B22MC260006	EN	05D	LMC	\$6,892.00
2022	6	9143	6928193	No	Sowing Empowerment & Economic Dev (SEED)	B22MC260006	EN	05D	LMC	\$7,306.00
2022	6	9147	6798215	No	The Youth Connection	B22MC260006	EN	05D	LMC	\$9,316.27
2022	6	9147	6798216	No	The Youth Connection	B22MC260006	EN	05D	LMC	\$10,279.15
2022	6	9147	6809726	No	The Youth Connection	B22MC260006	EN	05D	LMC	\$8,230.23
2022	6	9147	6812380	No	The Youth Connection	B22MC260006	EN	05D	LMC	\$6,294.79
2022	6	9147	6812382	No	The Youth Connection	B22MC260006	EN	05D	LMC	\$6,288.03
2022	6	9147	6816552	No	The Youth Connection	B22MC260006	EN	05D	LMC	\$3,345.22
2022	6	9147	6825769	No	The Youth Connection	B22MC260006	EN	05D	LMC	\$2,014.54
2022	6	9147	6825771	No	The Youth Connection	B22MC260006	EN	05D	LMC	\$685.61
2022	6	9147	6833753	No	The Youth Connection	B22MC260006	EN	05D	LMC	\$2,998.13
2022	6	9147	6846238	No	The Youth Connection	B22MC260006	EN	05D	LMC	\$8,084.77
2022	6	9147	6864071	No	The Youth Connection	B22MC260006	EN	05D	LMC	\$4,838.27
2022	6	9147	6864518	No	The Youth Connection	B22MC260006	EN	05D	LMC	\$16,529.99
2022	6	9148	6819578	No	Urban Neighborhood Initiative	B22MC260006	EN	05D	LMC	\$1,456.02
2022	6	9148	6819615	No	Urban Neighborhood Initiative	B22MC260006	EN	05D	LMC	\$944.30
2022	6	9148	6824718	No	Urban Neighborhood Initiative	B22MC260006	EN	05D	LMC	\$2,680.78
2022	6	9148	6835966	No	Urban Neighborhood Initiative	B22MC260006	EN	05D	LMC	\$3,042.80
2022	6	9148	6845310	No	Urban Neighborhood Initiative	B22MC260006	EN	05D	LMC	\$2,789.39
2022	6	9148	6845311	No	Urban Neighborhood Initiative	B22MC260006	EN	05D	LMC	\$3,897.68
2022	6	9148	6845592	No	Urban Neighborhood Initiative	B22MC260006	EN	05D	LMC	\$5,400.31
2022	6	9148	6845967	No	Urban Neighborhood Initiative	B22MC260006	EN	05D	LMC	\$2,391.41
2022	6	9148	6855587	No	Urban Neighborhood Initiative	B22MC260006	EN	05D	LMC	\$8,408.69
2022	6	9148	6855589	No	Urban Neighborhood Initiative	B22MC260006	EN	05D	LMC	\$7,497.15
2022	6	9148	6859820	No	Urban Neighborhood Initiative	B22MC260006	EN	05D	LMC	\$9,700.91



Office of Community Planning and Development  
U.S. Department of Housing and Urban Development  
Integrated Disbursement and Information System  
PR26 - CDBG Financial Summary Report  
Program Year 2023

DETROIT , MI

DATE: 09-27-24

TIME: 21:46

PAGE: 1

2022	6	9148	6864496	No	Urban Neighborhood Initiative	B22MC260006	EN	05D	LMC	\$15,322.90
2022	6	9149	6786273	No	Wellspring	B22MC260006	EN	05D	LMC	\$7,000.76
2022	6	9149	6786832	No	Wellspring	B22MC260006	EN	05D	LMC	\$1,072.93
2022	6	9149	6786833	No	Wellspring	B22MC260006	EN	05D	LMC	\$12,042.53
2022	6	9149	6800784	No	Wellspring	B22MC260006	EN	05D	LMC	\$8,951.85
2022	6	9149	6812376	No	Wellspring	B22MC260006	EN	05D	LMC	\$7,826.23
2022	6	9149	6814003	No	Wellspring	B22MC260006	EN	05D	LMC	\$8,384.44
2022	6	9149	6823612	No	Wellspring	B22MC260006	EN	05D	LMC	\$8,340.43
2022	6	9149	6840860	No	Wellspring	B22MC260006	EN	05D	LMC	\$8,074.50
2022	6	9149	6849674	No	Wellspring	B22MC260006	EN	05D	LMC	\$3,423.26
2022	6	9149	6855676	No	Wellspring	B22MC260006	EN	05D	LMC	\$76.90
2022	6	9149	6864532	No	Wellspring	B22MC260006	EN	05D	LMC	\$3,877.04
2022	6	9151	6833719	No	YMCA	B22MC260006	EN	05D	LMC	\$9,371.17
2022	6	9151	6849668	No	YMCA	B22MC260006	EN	05D	LMC	\$10,723.96
2022	6	9151	6858490	No	YMCA	B22MC260006	EN	05D	LMC	\$16,042.39
2022	6	9151	6864779	No	YMCA	B22MC260006	EN	05D	LMC	\$27,767.48
2023	6	9306	6890616	No	Clark Park Coalition	B23MC260006	EN	05D	LMC	\$3,005.45
2023	6	9306	6892801	No	Clark Park Coalition	B23MC260006	EN	05D	LMC	\$5,128.87
2023	6	9306	6895290	No	Clark Park Coalition	B23MC260006	EN	05D	LMC	\$5,309.80
2023	6	9306	6903531	No	Clark Park Coalition	B23MC260006	EN	05D	LMC	\$6,067.81
2023	6	9306	6934404	No	Clark Park Coalition	B23MC260006	EN	05D	LMC	\$14,024.43
2023	6	9309	6931053	No	Detroit Horse Power	B23MC260006	EN	05D	LMC	\$11,737.46
2023	6	9322	6905729	No	Mercy Education Project	B23MC260006	EN	05D	LMC	\$2,825.22
2023	6	9322	6907697	No	Mercy Education Project	B23MC260006	EN	05D	LMC	\$7,309.04
2023	6	9322	6907701	No	Mercy Education Project	B23MC260006	EN	05D	LMC	\$6,025.84
2023	6	9322	6907711	No	Mercy Education Project	B23MC260006	EN	05D	LMC	\$6,031.66
2023	6	9322	6911850	No	Mercy Education Project	B23MC260006	EN	05D	LMC	\$9,014.03
2023	6	9322	6923847	No	Mercy Education Project	B23MC260006	EN	05D	LMC	\$6,546.59
2023	6	9332	6923963	No	The Youth Connection	B23MC260006	EN	05D	LMC	\$7,329.99
2023	6	9332	6925764	No	The Youth Connection	B23MC260006	EN	05D	LMC	\$11,174.15
2023	6	9332	6929865	No	The Youth Connection	B23MC260006	EN	05D	LMC	\$10,379.05
2023	6	9332	6932400	No	The Youth Connection	B23MC260006	EN	05D	LMC	\$8,937.74
2023	6	9332	6936133	No	The Youth Connection	B23MC260006	EN	05D	LMC	\$11,892.55
2023	6	9333	6901057	No	Urban Neighborhood Initiative	B23MC260006	EN	05D	LMC	\$2,812.23
2023	6	9333	6901877	No	Urban Neighborhood Initiative	B23MC260006	EN	05D	LMC	\$6,370.06
2023	6	9333	6901888	No	Urban Neighborhood Initiative	B23MC260006	EN	05D	LMC	\$7,945.91
2023	6	9333	6919225	No	Urban Neighborhood Initiative	B23MC260006	EN	05D	LMC	\$4,303.76
2023	6	9333	6923033	No	Urban Neighborhood Initiative	B23MC260006	EN	05D	LMC	\$5,477.80
2023	6	9333	6929991	No	Urban Neighborhood Initiative	B23MC260006	EN	05D	LMC	\$4,581.00
2023	6	9333	6937515	No	Urban Neighborhood Initiative	B23MC260006	EN	05D	LMC	\$3,233.38
2023	6	9334	6907679	No	Wellspring	B23MC260006	EN	05D	LMC	\$800.64
2023	6	9334	6907681	No	Wellspring	B23MC260006	EN	05D	LMC	\$11,885.17
2023	6	9334	6907682	No	Wellspring	B23MC260006	EN	05D	LMC	\$1,853.48
2023	6	9334	6909176	No	Wellspring	B23MC260006	EN	05D	LMC	\$10,500.32
2023	6	9334	6917670	No	Wellspring	B23MC260006	EN	05D	LMC	\$3,369.68
2023	6	9334	6927386	No	Wellspring	B23MC260006	EN	05D	LMC	\$2,139.29
2023	6	9334	6937569	No	Wellspring	B23MC260006	EN	05D	LMC	\$10,907.90
								05D	Matrix Code	\$883,556.35
2022	6	9133	6784076	No	Latin Americans for Social and Economic Development (LASED)	B22MC260006	EN	05E	LMC	\$5,420.02
2022	6	9133	6802030	No	Latin Americans for Social and Economic Development (LASED)	B22MC260006	EN	05E	LMC	\$8,200.21
2022	6	9133	6809736	No	Latin Americans for Social and Economic Development (LASED)	B22MC260006	EN	05E	LMC	\$6,148.47
2022	6	9133	6822455	No	Latin Americans for Social and Economic Development (LASED)	B22MC260006	EN	05E	LMC	\$5,775.01
2022	6	9133	6831766	No	Latin Americans for Social and Economic Development (LASED)	B22MC260006	EN	05E	LMC	\$6,454.05
2022	6	9133	6840925	No	Latin Americans for Social and Economic Development (LASED)	B22MC260006	EN	05E	LMC	\$5,373.95
2022	6	9133	6855664	No	Latin Americans for Social and Economic Development (LASED)	B22MC260006	EN	05E	LMC	\$5,506.89
2022	6	9133	6864077	No	Latin Americans for Social and Economic Development (LASED)	B22MC260006	EN	05E	LMC	\$9,557.62
2022	6	9133	6864443	No	Latin Americans for Social and Economic Development (LASED)	B22MC260006	EN	05E	LMC	\$2,300.62
2023	6	9319	6923889	No	Latin Americans for Social and Economic Development (LASED)	B23MC260006	EN	05E	LMC	\$5,347.05
2023	6	9319	6934402	No	Latin Americans for Social and Economic Development (LASED)	B23MC260006	EN	05E	LMC	\$5,762.05
								05E	Matrix Code	\$65,845.94
2022	6	9116	6837835	No	Public Service - Summer Jobs Program including GYDT and Training (NRSA)	B22MC260006	EN	05H	LMC	\$27,275.67
2022	6	9116	6840610	No	Public Service - Summer Jobs Program including GYDT and Training (NRSA)	B22MC260006	EN	05H	LMC	\$68,739.08
2022	6	9116	6840620	No	Public Service - Summer Jobs Program including GYDT and Training (NRSA)	B22MC260006	EN	05H	LMC	\$32,578.27
2022	6	9116	6842997	No	Public Service - Summer Jobs Program including GYDT and Training (NRSA)	B22MC260006	EN	05H	LMC	\$68,752.03
2022	6	9116	6870217	No	Public Service - Summer Jobs Program including GYDT and Training (NRSA)	B22MC260006	EN	05H	LMC	\$732.86
2022	6	9116	6879945	No	Public Service - Summer Jobs Program including GYDT and Training (NRSA)	B22MC260006	EN	05H	LMC	\$14,246.84
2022	6	9120	6785941	No	Center for Employment Opportunities	B22MC260006	EN	05H	LMC	\$5,991.72
2022	6	9120	6785946	No	Center for Employment Opportunities	B22MC260006	EN	05H	LMC	\$6,133.33
2022	6	9120	6785947	No	Center for Employment Opportunities	B22MC260006	EN	05H	LMC	\$5,824.84
2022	6	9120	6786957	No	Center for Employment Opportunities	B22MC260006	EN	05H	LMC	\$6,003.22
2022	6	9120	6792601	No	Center for Employment Opportunities	B22MC260006	EN	05H	LMC	\$5,960.90
2022	6	9120	6818129	No	Center for Employment Opportunities	B22MC260006	EN	05H	LMC	\$4,663.78
2022	6	9120	6835988	No	Center for Employment Opportunities	B22MC260006	EN	05H	LMC	\$5,567.72
2022	6	9120	6840880	No	Center for Employment Opportunities	B22MC260006	EN	05H	LMC	\$5,662.01
2022	6	9120	6860716	No	Center for Employment Opportunities	B22MC260006	EN	05H	LMC	\$6,068.64
2022	6	9120	6860718	No	Center for Employment Opportunities	B22MC260006	EN	05H	LMC	\$7,428.94



Office of Community Planning and Development  
U.S. Department of Housing and Urban Development  
Integrated Disbursement and Information System  
PR26 - CDBG Financial Summary Report  
Program Year 2023

DATE: 09-27-24

TIME: 21:46

PAGE: 1

DETROIT, MI

2022	6	9120	6865410	No	Center for Employment Opportunities	B22MC260006	EN	05H	LMC	\$8,462.57
2022	6	9128	6825756	No	Family Assistance for Renaissance Men	B22MC260006	EN	05H	LMC	\$6,258.74
2022	6	9128	6825760	No	Family Assistance for Renaissance Men	B22MC260006	EN	05H	LMC	\$2,748.59
2022	6	9128	6835984	No	Family Assistance for Renaissance Men	B22MC260006	EN	05H	LMC	\$4,279.53
2022	6	9128	6835986	No	Family Assistance for Renaissance Men	B22MC260006	EN	05H	LMC	\$3,823.94
2022	6	9128	6835987	No	Family Assistance for Renaissance Men	B22MC260006	EN	05H	LMC	\$6,768.35
2022	6	9128	6847835	No	Family Assistance for Renaissance Men	B22MC260006	EN	05H	LMC	\$7,113.11
2022	6	9128	6847836	No	Family Assistance for Renaissance Men	B22MC260006	EN	05H	LMC	\$11,306.59
2022	6	9128	6865284	No	Family Assistance for Renaissance Men	B22MC260006	EN	05H	LMC	\$5,367.01
2022	6	9128	6868847	No	Family Assistance for Renaissance Men	B22MC260006	EN	05H	LMC	\$2,287.64
2022	6	9128	6872603	No	Family Assistance for Renaissance Men	B22MC260006	EN	05H	LMC	\$5,590.97
2022	6	9128	6881704	No	Family Assistance for Renaissance Men	B22MC260006	EN	05H	LMC	\$3,060.97
2022	6	9129	6825096	No	The Greening of Detroit	B22MC260006	EN	05H	LMC	\$7,925.29
2022	6	9129	6825097	No	The Greening of Detroit	B22MC260006	EN	05H	LMC	\$15,524.89
2022	6	9129	6846234	No	The Greening of Detroit	B22MC260006	EN	05H	LMC	\$28,653.94
2022	6	9129	6853600	No	The Greening of Detroit	B22MC260006	EN	05H	LMC	\$2,317.63
2022	6	9129	6853601	No	The Greening of Detroit	B22MC260006	EN	05H	LMC	\$7,193.06
2022	6	9129	6853602	No	The Greening of Detroit	B22MC260006	EN	05H	LMC	\$7,290.19
2022	6	9130	6788391	No	International Institute of Metropolitan Detroit	B22MC260006	EN	05H	LMC	\$7,692.96
2022	6	9130	6804193	No	International Institute of Metropolitan Detroit	B22MC260006	EN	05H	LMC	\$6,842.97
2022	6	9130	6812378	No	International Institute of Metropolitan Detroit	B22MC260006	EN	05H	LMC	\$7,317.97
2022	6	9130	6830878	No	International Institute of Metropolitan Detroit	B22MC260006	EN	05H	LMC	\$7,416.97
2022	6	9130	6852249	No	International Institute of Metropolitan Detroit	B22MC260006	EN	05H	LMC	\$8,068.45
2022	6	9130	6852255	No	International Institute of Metropolitan Detroit	B22MC260006	EN	05H	LMC	\$6,043.49
2022	6	9130	6855672	No	International Institute of Metropolitan Detroit	B22MC260006	EN	05H	LMC	\$6,094.63
2022	6	9130	6864781	No	International Institute of Metropolitan Detroit	B22MC260006	EN	05H	LMC	\$2,051.74
2022	6	9140	6771273	No	Siena Literacy Center	B22MC260006	EN	05H	LMC	\$9,103.94
2022	6	9140	6785950	No	Siena Literacy Center	B22MC260006	EN	05H	LMC	\$5,237.36
2022	6	9140	6799864	No	Siena Literacy Center	B22MC260006	EN	05H	LMC	\$5,960.68
2022	6	9140	6810198	No	Siena Literacy Center	B22MC260006	EN	05H	LMC	\$9,301.73
2022	6	9140	6831773	No	Siena Literacy Center	B22MC260006	EN	05H	LMC	\$2,929.50
2022	6	9140	6845312	No	Siena Literacy Center	B22MC260006	EN	05H	LMC	\$4,871.41
2022	6	9140	6847841	No	Siena Literacy Center	B22MC260006	EN	05H	LMC	\$2,322.17
2022	6	9140	6859238	No	Siena Literacy Center	B22MC260006	EN	05H	LMC	\$614.17
2022	6	9140	6865326	No	Siena Literacy Center	B22MC260006	EN	05H	LMC	\$3,303.07
2022	6	9278	6838872	No	Public Service - Summer Jobs Program including GYDT and Training (NRSA	B22MC260006	EN	05H	LMC	\$44,000.15
2022	6	9278	6840614	No	Public Service - Summer Jobs Program including GYDT and Training (NRSA	B22MC260006	EN	05H	LMC	\$94,925.26
2022	6	9278	6840621	No	Public Service - Summer Jobs Program including GYDT and Training (NRSA	B22MC260006	EN	05H	LMC	\$45,445.35
2022	6	9278	6842996	No	Public Service - Summer Jobs Program including GYDT and Training (NRSA	B22MC260006	EN	05H	LMC	\$92,643.47
2022	6	9278	6870257	No	Public Service - Summer Jobs Program including GYDT and Training (NRSA	B22MC260006	EN	05H	LMC	\$1,123.84
2022	6	9278	6870271	No	Public Service - Summer Jobs Program including GYDT and Training (NRSA	B22MC260006	EN	05H	LMC	\$1,649.84
2022	6	9278	6880124	No	Public Service - Summer Jobs Program including GYDT and Training (NRSA	B22MC260006	EN	05H	LMC	\$17,979.20
2022	6	9279	6840609	No	Public Service - Summer Jobs Program including GYDT and Training (NRSA	B22MC260006	EN	05H	LMC	\$41,943.87
2022	6	9279	6840611	No	Public Service - Summer Jobs Program including GYDT and Training (NRSA	B22MC260006	EN	05H	LMC	\$88,174.82
2022	6	9279	6840622	No	Public Service - Summer Jobs Program including GYDT and Training (NRSA	B22MC260006	EN	05H	LMC	\$40,809.02
2022	6	9279	6843780	No	Public Service - Summer Jobs Program including GYDT and Training (NRSA	B22MC260006	EN	05H	LMC	\$93,402.94
2022	6	9279	6870228	No	Public Service - Summer Jobs Program including GYDT and Training (NRSA	B22MC260006	EN	05H	LMC	\$6,331.28
2022	6	9279	6870259	No	Public Service - Summer Jobs Program including GYDT and Training (NRSA	B22MC260006	EN	05H	LMC	\$549.60
2022	6	9279	6880692	No	Public Service - Summer Jobs Program including GYDT and Training (NRSA	B22MC260006	EN	05H	LMC	\$34,575.39
2022	6	9280	6840601	No	Public Service - Summer Jobs Program including GYDT and Training (NRSA	B22MC260006	EN	05H	LMC	\$26,834.92
2022	6	9280	6840615	No	Public Service - Summer Jobs Program including GYDT and Training (NRSA	B22MC260006	EN	05H	LMC	\$57,228.19
2022	6	9280	6840853	No	Public Service - Summer Jobs Program including GYDT and Training (NRSA	B22MC260006	EN	05H	LMC	\$22,191.70
2022	6	9280	6843005	No	Public Service - Summer Jobs Program including GYDT and Training (NRSA	B22MC260006	EN	05H	LMC	\$57,249.20
2022	6	9280	6870231	No	Public Service - Summer Jobs Program including GYDT and Training (NRSA	B22MC260006	EN	05H	LMC	\$1,088.37
2022	6	9280	6879844	No	Public Service - Summer Jobs Program including GYDT and Training (NRSA	B22MC260006	EN	05H	LMC	\$16,023.68
2022	6	9281	6840618	No	Public Service - Summer Jobs Program including GYDT and Training (NRSA	B22MC260006	EN	05H	LMC	\$120,123.54
2022	6	9281	6841054	No	Public Service - Summer Jobs Program including GYDT and Training (NRSA	B22MC260006	EN	05H	LMC	\$59,554.20
2022	6	9281	6841869	No	Public Service - Summer Jobs Program including GYDT and Training (NRSA	B22MC260006	EN	05H	LMC	\$47,133.08
2022	6	9281	6843012	No	Public Service - Summer Jobs Program including GYDT and Training (NRSA	B22MC260006	EN	05H	LMC	\$122,980.22
2022	6	9281	6870237	No	Public Service - Summer Jobs Program including GYDT and Training (NRSA	B22MC260006	EN	05H	LMC	\$2,342.27
2022	6	9281	6870246	No	Public Service - Summer Jobs Program including GYDT and Training (NRSA	B22MC260006	EN	05H	LMC	\$1,081.23
2022	6	9281	6879953	No	Public Service - Summer Jobs Program including GYDT and Training (NRSA	B22MC260006	EN	05H	LMC	\$32,625.05
2023	6	9304	6886551	No	Cass Community Social Services	B23MC260006	EN	05H	LMC	\$8,003.39
2023	6	9304	6899826	No	Cass Community Social Services	B23MC260006	EN	05H	LMC	\$6,362.92
2023	6	9304	6905925	No	Cass Community Social Services	B23MC260006	EN	05H	LMC	\$4,887.63
2023	6	9304	6915906	No	Cass Community Social Services	B23MC260006	EN	05H	LMC	\$10,031.83
2023	6	9304	6924892	No	Cass Community Social Services	B23MC260006	EN	05H	LMC	\$6,928.99
2023	6	9304	6936090	No	Cass Community Social Services	B23MC260006	EN	05H	LMC	\$7,327.00
2023	6	9305	6929978	No	Center for Employment Opportunities	B23MC260006	EN	05H	LMC	\$7,064.26
2023	6	9305	6929983	No	Center for Employment Opportunities	B23MC260006	EN	05H	LMC	\$7,023.02
2023	6	9305	6929988	No	Center for Employment Opportunities	B23MC260006	EN	05H	LMC	\$6,986.10
2023	6	9305	6931734	No	Center for Employment Opportunities	B23MC260006	EN	05H	LMC	\$7,289.66
2023	6	9305	6932243	No	Center for Employment Opportunities	B23MC260006	EN	05H	LMC	\$6,622.75
2023	6	9305	6933281	No	Center for Employment Opportunities	B23MC260006	EN	05H	LMC	\$7,158.77
2023	6	9316	6905933	No	International Institute of Metropolitan Detroit	B23MC260006	EN	05H	LMC	\$8,234.46
2023	6	9316	6912371	No	International Institute of Metropolitan Detroit	B23MC260006	EN	05H	LMC	\$8,245.46





Office of Community Planning and Development  
U.S. Department of Housing and Urban Development  
Integrated Disbursement and Information System  
PR26 - CDBG Financial Summary Report  
Program Year 2023

DATE: 09-27-24

TIME: 21:46

PAGE: 1

DETROIT, MI

2023	6	9316	6917753	No	International Institute of Metropolitan Detroit	B23MC260006	EN	05H	LMC		\$7,640.47
2023	6	9316	6919269	No	International Institute of Metropolitan Detroit	B23MC260006	EN	05H	LMC		\$7,734.47
2023	6	9316	6932241	No	International Institute of Metropolitan Detroit	B23MC260006	EN	05H	LMC		\$7,734.47
2023	6	9327	6886467	No	Siena Literacy Center	B23MC260006	EN	05H	LMC		\$10,789.67
2023	6	9327	6886564	No	Siena Literacy Center	B23MC260006	EN	05H	LMC		\$8,858.36
2023	6	9327	6899822	No	Siena Literacy Center	B23MC260006	EN	05H	LMC		\$13,971.52
2023	6	9327	6919251	No	Siena Literacy Center	B23MC260006	EN	05H	LMC		\$9,162.48
2023	6	9327	6927433	No	Siena Literacy Center	B23MC260006	EN	05H	LMC		\$9,516.37
2023	6	9327	6937563	No	Siena Literacy Center	B23MC260006	EN	05H	LMC		\$4,900.15
								05H	Matrix Code		\$1,855,259.95
2022	6	9131	6778680	No	Jefferson East Business Association	B22MC260006	EN	05I	LMA		\$5,939.11
2022	6	9131	6794032	No	Jefferson East Business Association	B22MC260006	EN	05I	LMA		\$13,467.27
2022	6	9131	6799857	No	Jefferson East Business Association	B22MC260006	EN	05I	LMA		\$6,847.48
2022	6	9131	6830880	No	Jefferson East Business Association	B22MC260006	EN	05I	LMA		\$9,436.58
2022	6	9131	6843782	No	Jefferson East Business Association	B22MC260006	EN	05I	LMA		\$13,494.97
2022	6	9131	6865403	No	Jefferson East Business Association	B22MC260006	EN	05I	LMA		\$19,873.63
2022	6	9131	6866418	No	Jefferson East Business Association	B22MC260006	EN	05I	LMA		\$4,845.94
2023	6	9317	6907678	No	Jefferson East Business Association	B23MC260006	EN	05I	LMA		\$6,044.23
								05I	Matrix Code		\$79,949.21
2023	6	9313	6934260	No	Family Assistance for Renaissance Men	B23MC260006	EN	05J	LMC		\$1,443.28
2023	6	9313	6939164	No	Family Assistance for Renaissance Men	B23MC260006	EN	05J	LMC		\$8,777.18
2023	6	9313	6939172	No	Family Assistance for Renaissance Men	B23MC260006	EN	05J	LMC		\$3,452.34
2023	6	9313	6939177	No	Family Assistance for Renaissance Men	B23MC260006	EN	05J	LMC		\$3,577.38
2023	6	9313	6939180	No	Family Assistance for Renaissance Men	B23MC260006	EN	05J	LMC		\$9,005.25
2023	6	9313	6940143	No	Family Assistance for Renaissance Men	B23MC260006	EN	05J	LMC		\$4,373.21
2023	6	9313	6941346	No	Family Assistance for Renaissance Men	B23MC260006	EN	05J	LMC		\$3,038.37
								05J	Matrix Code		\$33,667.01
2022	6	9119	6785963	No	Cass Community Social Services	B22MC260006	EN	05M	LMC		\$3,845.77
2022	6	9119	6796854	No	Cass Community Social Services	B22MC260006	EN	05M	LMC		\$5,423.92
2022	6	9119	6808434	No	Cass Community Social Services	B22MC260006	EN	05M	LMC		\$3,731.67
2022	6	9119	6823178	No	Cass Community Social Services	B22MC260006	EN	05M	LMC		\$9,293.18
2022	6	9119	6833755	No	Cass Community Social Services	B22MC260006	EN	05M	LMC		\$6,717.34
2022	6	9119	6841793	No	Cass Community Social Services	B22MC260006	EN	05M	LMC		\$6,802.89
2022	6	9119	6855669	No	Cass Community Social Services	B22MC260006	EN	05M	LMC		\$7,195.95
2022	6	9119	6862135	No	Cass Community Social Services	B22MC260006	EN	05M	LMC		\$9,801.70
2022	6	9137	6800007	No	My Community Dental Center (MCDC)	B22MC260006	EN	05M	LMC		\$4,760.00
2022	6	9137	6811856	No	My Community Dental Center (MCDC)	B22MC260006	EN	05M	LMC		\$5,657.40
2022	6	9137	6825750	No	My Community Dental Center (MCDC)	B22MC260006	EN	05M	LMC		\$6,131.10
2022	6	9137	6829373	No	My Community Dental Center (MCDC)	B22MC260006	EN	05M	LMC		\$392.00
2022	6	9137	6842981	No	My Community Dental Center (MCDC)	B22MC260006	EN	05M	LMC		\$10,117.55
2022	6	9137	6852568	No	My Community Dental Center (MCDC)	B22MC260006	EN	05M	LMC		\$7,910.00
2022	6	9137	6862136	No	My Community Dental Center (MCDC)	B22MC260006	EN	05M	LMC		\$3,638.00
2022	6	9137	6870818	No	My Community Dental Center (MCDC)	B22MC260006	EN	05M	LMC		\$5,797.49
2022	6	9137	6882849	No	My Community Dental Center (MCDC)	B22MC260006	EN	05M	LMC		\$7,412.06
2022	6	9137	6891656	No	My Community Dental Center (MCDC)	B22MC260006	EN	05M	LMC		\$7,401.00
2022	6	9138	6792607	No	Project Healthy Community	B22MC260006	EN	05M	LMC		\$2,666.73
2022	6	9138	6793471	No	Project Healthy Community	B22MC260006	EN	05M	LMC		\$2,954.82
2022	6	9138	6793477	No	Project Healthy Community	B22MC260006	EN	05M	LMC		\$2,846.77
2022	6	9138	6793479	No	Project Healthy Community	B22MC260006	EN	05M	LMC		\$4,116.74
2022	6	9138	6800752	No	Project Healthy Community	B22MC260006	EN	05M	LMC		\$4,586.97
2022	6	9138	6809744	No	Project Healthy Community	B22MC260006	EN	05M	LMC		\$6,446.35
2022	6	9138	6822286	No	Project Healthy Community	B22MC260006	EN	05M	LMC		\$7,245.65
2022	6	9138	6824532	No	Project Healthy Community	B22MC260006	EN	05M	LMC		\$11,114.82
2022	6	9138	6840879	No	Project Healthy Community	B22MC260006	EN	05M	LMC		\$6,407.73
2022	6	9138	6849700	No	Project Healthy Community	B22MC260006	EN	05M	LMC		\$7,305.12
2022	6	9138	6855657	No	Project Healthy Community	B22MC260006	EN	05M	LMC		\$7,508.74
2022	6	9138	6864794	No	Project Healthy Community	B22MC260006	EN	05M	LMC		\$10,583.95
2022	6	9138	6872626	No	Project Healthy Community	B22MC260006	EN	05M	LMC		\$120.61
2022	6	9150	6775043	No	World Medical Relief	B22MC260006	EN	05M	LMC		\$5,702.34
2022	6	9150	6775048	No	World Medical Relief	B22MC260006	EN	05M	LMC		\$6,802.85
2022	6	9150	6792597	No	World Medical Relief	B22MC260006	EN	05M	LMC		\$4,504.89
2022	6	9150	6809739	No	World Medical Relief	B22MC260006	EN	05M	LMC		\$6,289.61
2022	6	9150	6814945	No	World Medical Relief	B22MC260006	EN	05M	LMC		\$3,905.93
2022	6	9150	6824527	No	World Medical Relief	B22MC260006	EN	05M	LMC		\$5,589.90
2022	6	9150	6837086	No	World Medical Relief	B22MC260006	EN	05M	LMC		\$3,538.75
2022	6	9150	6849672	No	World Medical Relief	B22MC260006	EN	05M	LMC		\$8,747.25
2022	6	9150	6855663	No	World Medical Relief	B22MC260006	EN	05M	LMC		\$5,697.01
2022	6	9150	6863131	No	World Medical Relief	B22MC260006	EN	05M	LMC		\$14,566.93
2023	6	9318	6919242	No	Joy-Southfield CDC	B23MC260006	EN	05M	LMC		\$1,000.00
2023	6	9318	6919259	No	Joy-Southfield CDC	B23MC260006	EN	05M	LMC		\$1,000.00
2023	6	9318	6919263	No	Joy-Southfield CDC	B23MC260006	EN	05M	LMC		\$1,000.00
2023	6	9318	6919273	No	Joy-Southfield CDC	B23MC260006	EN	05M	LMC		\$1,000.00
2023	6	9323	6904304	No	My Community Dental Center (MCDC)	B23MC260006	EN	05M	LMC		\$3,493.00
2023	6	9323	6917662	No	My Community Dental Center (MCDC)	B23MC260006	EN	05M	LMC		\$3,663.00
2023	6	9323	6923746	No	My Community Dental Center (MCDC)	B23MC260006	EN	05M	LMC		\$13,812.40
2023	6	9325	6898035	No	Project Healthy Community	B23MC260006	EN	05M	LMC		\$5,273.10



Office of Community Planning and Development  
U.S. Department of Housing and Urban Development  
Integrated Disbursement and Information System  
PR26 - CDBG Financial Summary Report  
Program Year 2023  
DETROIT , MI

DATE: 09-27-24  
TIME: 21:46  
PAGE: 1

2023	6	9325	6898158	No	Project Healthy Community	B23MC260006	EN	05M	LMC	\$4,525.94
2023	6	9325	6898158	No	Project Healthy Community	B23MC260006	PI	05M	LMC	\$994.80
2023	6	9325	6898178	No	Project Healthy Community	B23MC260006	EN	05M	LMC	\$3,204.05
2023	6	9325	6906798	No	Project Healthy Community	B23MC260006	EN	05M	LMC	\$9,676.83
2023	6	9325	6917758	No	Project Healthy Community	B23MC260006	EN	05M	LMC	\$8,611.63
2023	6	9325	6928207	No	Project Healthy Community	B23MC260006	EN	05M	LMC	\$8,364.48
2023	6	9335	6911041	No	World Medical Relief	B23MC260006	EN	05M	LMC	\$2,587.47
2023	6	9335	6911300	No	World Medical Relief	B23MC260006	EN	05M	LMC	\$5,614.71
2023	6	9335	6916751	No	World Medical Relief	B23MC260006	EN	05M	LMC	\$7,044.30
2023	6	9335	6919230	No	World Medical Relief	B23MC260006	EN	05M	LMC	\$6,630.94
2023	6	9335	6919232	No	World Medical Relief	B23MC260006	EN	05M	LMC	\$4,950.67
2023	6	9335	6928694	No	World Medical Relief	B23MC260006	EN	05M	LMC	\$4,803.23
2023	6	9335	6936804	No	World Medical Relief	B23MC260006	EN	05M	LMC	\$2,810.64
								05M	Matrix Code	\$351,340.67
2022	8	9208	6788360	No	Legal Aid & Defender (HP)	B22MC260006	EN	05Q	LMC	\$6,223.88
2022	8	9208	6806738	No	Legal Aid & Defender (HP)	B22MC260006	EN	05Q	LMC	\$4,189.87
2022	8	9208	6812397	No	Legal Aid & Defender (HP)	B22MC260006	EN	05Q	LMC	\$8,181.37
2022	8	9208	6821945	No	Legal Aid & Defender (HP)	B22MC260006	EN	05Q	LMC	\$15,747.25
2022	8	9208	6833710	No	Legal Aid & Defender (HP)	B22MC260006	EN	05Q	LMC	\$14,040.69
2022	8	9208	6846870	No	Legal Aid & Defender (HP)	B22MC260006	EN	05Q	LMC	\$21,987.82
2022	8	9208	6855614	No	Legal Aid & Defender (HP)	B22MC260006	EN	05Q	LMC	\$20,506.87
2022	8	9208	6864014	No	Legal Aid & Defender (HP)	B22MC260006	EN	05Q	LMC	\$17,974.67
2022	8	9209	6784471	No	Matrix Human Services (HP)	B22MC260006	EN	05Q	LMC	\$4,712.48
2022	8	9209	6793508	No	Matrix Human Services (HP)	B22MC260006	EN	05Q	LMC	\$4,665.71
2022	8	9209	6806751	No	Matrix Human Services (HP)	B22MC260006	EN	05Q	LMC	\$7,805.29
2022	8	9209	6810055	No	Matrix Human Services (HP)	B22MC260006	EN	05Q	LMC	\$5,559.65
2022	8	9209	6834063	No	Matrix Human Services (HP)	B22MC260006	EN	05Q	LMC	\$1,928.29
2022	8	9209	6845513	No	Matrix Human Services (HP)	B22MC260006	EN	05Q	LMC	\$4,465.79
2022	8	9209	6856429	No	Matrix Human Services (HP)	B22MC260006	EN	05Q	LMC	\$5,914.18
2022	8	9209	6886561	No	Matrix Human Services (HP)	B22MC260006	EN	05Q	LMC	\$6,147.50
2022	8	9220	6844101	Yes	Neighborhood Legal Services Michigan (RR) Reprogrammed Funds (2022-	B20MC260006	EN	05Q	LMC	\$34,473.41
2022	8	9220	6863130	Yes	Neighborhood Legal Services Michigan (RR) Reprogrammed Funds (2022-	B20MC260006	EN	05Q	LMC	\$22,934.35
2022	8	9220	6868846	Yes	Neighborhood Legal Services Michigan (RR) Reprogrammed Funds (2022-	B20MC260006	EN	05Q	LMC	\$14,482.36
2022	8	9220	6881828	Yes	Neighborhood Legal Services Michigan (RR) Reprogrammed Funds (2022-	B20MC260006	EN	05Q	LMC	\$1,068.58
2022	8	9220	6882861	Yes	Neighborhood Legal Services Michigan (RR) Reprogrammed Funds (2022-	B20MC260006	EN	05Q	LMC	\$2,041.30
								05Q	Matrix Code	\$225,051.31
2022	8	9196	6833704	No	Alternative For Girls (RR)	B22MC260006	EN	05S	LMH	\$2,976.00
2022	8	9196	6837832	No	Alternative For Girls (RR)	B22MC260006	EN	05S	LMH	\$2,237.11
2022	8	9196	6837854	No	Alternative For Girls (RR)	B22MC260006	EN	05S	LMH	\$2,085.00
2022	8	9196	6867157	No	Alternative For Girls (RR)	B22MC260006	EN	05S	LMH	\$2,983.55
2022	8	9196	6872638	No	Alternative For Girls (RR)	B22MC260006	EN	05S	LMH	\$198.50
2022	8	9196	6872658	No	Alternative For Girls (RR)	B22MC260006	EN	05S	LMH	\$2,803.00
2022	8	9196	6872670	No	Alternative For Girls (RR)	B22MC260006	EN	05S	LMH	\$2,249.00
2022	8	9196	6877554	No	Alternative For Girls (RR)	B22MC260006	EN	05S	LMH	\$1,288.46
2022	8	9196	6882788	No	Alternative For Girls (RR)	B22MC260006	EN	05S	LMH	\$9,246.21
2022	8	9196	6885684	No	Alternative For Girls (RR)	B22MC260006	EN	05S	LMH	\$12,860.07
2022	8	9196	6885692	No	Alternative For Girls (RR)	B22MC260006	EN	05S	LMH	\$4,594.00
2022	8	9196	6886565	No	Alternative For Girls (RR)	B22MC260006	EN	05S	LMH	\$1,100.00
2022	8	9196	6891839	No	Alternative For Girls (RR)	B22MC260006	EN	05S	LMH	\$1,969.70
2022	8	9202	6789621	No	Community Home Support (RR)	B22MC260006	EN	05S	LMH	\$2,028.15
2022	8	9202	6791264	No	Community Home Support (RR)	B22MC260006	EN	05S	LMH	\$5,588.23
2022	8	9202	6806739	No	Community Home Support (RR)	B22MC260006	EN	05S	LMH	\$6,044.19
2022	8	9202	6816544	No	Community Home Support (RR)	B22MC260006	EN	05S	LMH	\$6,142.61
2022	8	9202	6822259	No	Community Home Support (RR)	B22MC260006	EN	05S	LMH	\$5,548.95
2022	8	9202	6853608	No	Community Home Support (RR)	B22MC260006	EN	05S	LMH	\$1,890.00
2022	8	9203	6834065	No	Community Home Support (Shelter Replacement) (RR)	B22MC260006	EN	05S	LMH	\$26,231.29
2022	8	9203	6837834	No	Community Home Support (Shelter Replacement) (RR)	B22MC260006	EN	05S	LMH	\$20,272.86
2022	8	9203	6838880	No	Community Home Support (Shelter Replacement) (RR)	B22MC260006	EN	05S	LMH	\$17,998.81
2022	8	9203	6852325	No	Community Home Support (Shelter Replacement) (RR)	B22MC260006	EN	05S	LMH	\$12,563.90
2022	8	9203	6885051	No	Community Home Support (Shelter Replacement) (RR)	B22MC260006	EN	05S	LMH	\$2,295.77
2022	8	9203	6891559	No	Community Home Support (Shelter Replacement) (RR)	B22MC260006	EN	05S	LMH	\$130.71
2022	8	9203	6892563	No	Community Home Support (Shelter Replacement) (RR)	B22MC260006	EN	05S	LMH	\$271.97
2022	8	9203	6912365	No	Community Home Support (Shelter Replacement) (RR)	B22MC260006	EN	05S	LMH	\$8,669.66
2022	8	9203	6934031	No	Community Home Support (Shelter Replacement) (RR)	B22MC260006	EN	05S	LMH	\$4,128.38
2022	8	9214	6779576	No	Ruth Ellis (RR)	B22MC260006	EN	05S	LMH	\$2,755.97
2022	8	9214	6791022	No	Ruth Ellis (RR)	B22MC260006	EN	05S	LMH	\$2,889.14
2022	8	9214	6812388	No	Ruth Ellis (RR)	B22MC260006	EN	05S	LMH	\$837.22
2022	8	9214	6815808	No	Ruth Ellis (RR)	B22MC260006	EN	05S	LMH	\$881.60
2022	8	9214	6846236	No	Ruth Ellis (RR)	B22MC260006	EN	05S	LMH	\$794.78
2022	8	9214	6866467	No	Ruth Ellis (RR)	B22MC260006	EN	05S	LMH	\$2,662.56
2022	8	9214	6866491	No	Ruth Ellis (RR)	B22MC260006	EN	05S	LMH	\$13,647.58
2022	8	9214	6890026	No	Ruth Ellis (RR)	B22MC260006	EN	05S	LMH	\$3,809.55
								05S	Matrix Code	\$194,674.48
2021	7	8998	6768552	No	Southwest Economic Solution Corporation	B21MC260006	EN	05Z	LMC	\$10,477.23
2021	7	8998	6768554	No	Southwest Economic Solution Corporation	B21MC260006	EN	05Z	LMC	\$4,131.66
2021	7	8998	6774738	No	Southwest Economic Solution Corporation	B21MC260006	EN	05Z	LMC	\$9,445.00

[illegible]



Office of Community Planning and Development  
U.S. Department of Housing and Urban Development  
Integrated Disbursement and Information System  
PR26 - CDBG Financial Summary Report  
Program Year 2023  
DETROIT , MI

DATE: 09-27-24  
TIME: 21:46  
PAGE: 1

2023	1	9355	6870178	Eight Mile Blvd	20		\$20,700.00
					<b>20</b>	<b>Matrix Code</b>	<b>\$45,538.85</b>
2021	1	9037	6924214	Office of Programmatic NOF & CDBG Initiatives (Direct)	21A		\$4,633.28
2022	1	9163	6786954	Administration (Direct)	21A		\$598.83
2022	1	9163	6799401	Administration (Direct)	21A		\$476,957.83
2022	1	9163	6809855	Administration (Direct)	21A		\$75.00
2022	1	9163	6811045	Administration (Direct)	21A		\$1,750.00
2022	1	9163	6812407	Administration (Direct)	21A		\$200.00
2022	1	9163	6822267	Administration (Direct)	21A		\$100.00
2022	1	9163	6833153	Administration (Direct)	21A		\$190.40
2022	1	9163	6840606	Administration (Direct)	21A		\$51.09
2022	1	9163	6845306	Administration (Direct)	21A		\$178,014.34
2022	1	9163	6861825	Administration (Direct)	21A		\$2,071.00
2022	1	9163	6861827	Administration (Direct)	21A		\$578.24
2022	1	9163	6892271	Administration (Direct)	21A		\$1,092.28
2022	1	9166	6795737	Office of Housing Underwriting-Supportive Housing (Direct)	21A		\$96,897.72
2022	1	9167	6794356	Office of Programmatic NOF & CDBG Initiatives (Direct)	21A		\$235,421.60
2022	1	9167	6809856	Office of Programmatic NOF & CDBG Initiatives (Direct)	21A		\$2,887.00
2022	1	9167	6843801	Office of Programmatic NOF & CDBG Initiatives (Direct)	21A		\$163,834.50
2022	1	9167	6857001	Office of Programmatic NOF & CDBG Initiatives (Direct)	21A		\$2,688.00
2022	1	9167	6867778	Office of Programmatic NOF & CDBG Initiatives (Direct)	21A		\$176,447.16
2022	1	9167	6868885	Office of Programmatic NOF & CDBG Initiatives (Direct)	21A		\$100.00
2022	1	9167	6873516	Office of Programmatic NOF & CDBG Initiatives (Direct)	21A		\$2,474.38
2022	1	9167	6875688	Office of Programmatic NOF & CDBG Initiatives (Direct)	21A		\$1,767.88
2022	1	9167	6887638	Office of Programmatic NOF & CDBG Initiatives (Direct)	21A		\$453.02
2022	1	9167	6889871	Office of Programmatic NOF & CDBG Initiatives (Direct)	21A		\$133,323.69
2022	1	9167	6892253	Office of Programmatic NOF & CDBG Initiatives (Direct)	21A		\$994.80
2022	1	9167	6920420	Office of Programmatic NOF & CDBG Initiatives (Direct)	21A		\$262.00
2022	1	9169	6788388	Policy Implementation Staffing (Direct)	21A		\$193.36
2022	1	9169	6795383	Policy Implementation Staffing (Direct)	21A		\$105,181.76
2022	1	9169	6799579	Policy Implementation Staffing (Direct)	21A		\$30.00
2022	1	9169	6807369	Policy Implementation Staffing (Direct)	21A		\$2,112.00
2022	1	9169	6831752	Policy Implementation Staffing (Direct)	21A		\$262.06
2022	1	9169	6842964	Policy Implementation Staffing (Direct)	21A		\$90,086.61
2022	1	9169	6847847	Policy Implementation Staffing (Direct)	21A		\$1,936.04
2022	1	9169	6855678	Policy Implementation Staffing (Direct)	21A		\$2,400.00
2022	1	9229	6799400	Administration (Indirect)	21A		\$271,003.67
2022	1	9229	6845308	Administration (Indirect)	21A		\$257,580.99
2022	1	9229	6864062	Administration (Indirect)	21A		\$32,791.00
2022	1	9231	6794355	Office of Programmatic NOF & CDBG Initiatives (Indirect)	21A		\$134,543.44
2022	1	9231	6843803	Office of Programmatic NOF & CDBG Initiatives (Indirect)	21A		\$93,631.42
2022	1	9231	6867782	Office of Programmatic NOF & CDBG Initiatives (Indirect)	21A		\$100,839.55
2022	1	9231	6889880	Office of Programmatic NOF & CDBG Initiatives (Indirect)	21A		\$76,194.49
2022	1	9235	6795743	Office of Housing Underwriting-Supportive Housing (Indirect)	21A		\$55,377.05
2023	1	9386	6845307	Administration (Direct)	21A		\$272,696.06
2023	1	9386	6856994	Administration (Direct)	21A		\$1,920.00
2023	1	9386	6864064	Administration (Direct)	21A		\$540,328.72
2023	1	9386	6873508	Administration (Direct)	21A		\$1,034.27
2023	1	9386	6874356	Administration (Direct)	21A		\$1,440.00
2023	1	9386	6874574	Administration (Direct)	21A		\$770.20
2023	1	9386	6878166	Administration (Direct)	21A		\$100.00
2023	1	9386	6887160	Administration (Direct)	21A		\$235.52
2023	1	9386	6890383	Administration (Direct)	21A		\$435,640.15
2023	1	9386	6890440	Administration (Direct)	21A		\$58.29
2023	1	9386	6892142	Administration (Direct)	21A		\$58.29
2023	1	9386	6895284	Administration (Direct)	21A		\$58.29
2023	1	9386	6896363	Administration (Direct)	21A		\$254.00
2023	1	9386	6916566	Administration (Direct)	21A		\$349.00
2023	1	9386	6917113	Administration (Direct)	21A		\$396.00
2023	1	9386	6917606	Administration (Direct)	21A		\$224.00
2023	1	9386	6917735	Administration (Direct)	21A		\$215.00
2023	1	9386	6920110	Administration (Direct)	21A		\$193.69
2023	1	9386	6921657	Administration (Direct)	21A		\$6,499.06
2023	1	9386	6923984	Administration (Direct)	21A		\$262.64
2023	1	9386	6928444	Administration (Direct)	21A		\$188.87
2023	1	9386	6931058	Administration (Direct)	21A		\$687.40
2023	1	9386	6933238	Administration (Direct)	21A		\$503,355.34
2023	1	9386	6940386	Administration (Direct)	21A		\$3,450.00
2023	1	9387	6864020	Administration (Indirect)	21A		\$276,006.86
2023	1	9387	6890388	Administration (Indirect)	21A		\$34,928.00
2023	1	9388	6844098	Neighborhood & Housing Svcs - Homeless Supportive Housing - Direct	21A		\$78,909.43
2023	1	9388	6864606	Neighborhood & Housing Svcs - Homeless Supportive Housing - Direct	21A		\$111,822.85
2023	1	9388	6874358	Neighborhood & Housing Svcs - Homeless Supportive Housing - Direct	21A		\$1,440.00
2023	1	9388	6890011	Neighborhood & Housing Svcs - Homeless Supportive Housing - Direct	21A		\$102,116.19
2023	1	9388	6933216	Neighborhood & Housing Svcs - Homeless Supportive Housing - Direct	21A		\$119,137.83
2023	1	9389	6864609	Neighborhood & Housing Svcs - Homeless Supportive Housing - Indirect	21A		\$63,906.76





2023	1	9389	6875096	Neighborhood & Housing Svcs - Homeless Supportive Housing - Indirect	21A		\$45,096.74
2023	1	9389	6890015	Neighborhood & Housing Svcs - Homeless Supportive Housing - Indirect	21A		\$20.50
2023	1	9390	6843804	Development & Investments - PFR/PI Team (Direct)	21A		\$49,903.86
2023	1	9390	6867781	Development & Investments - PFR/PI Team (Direct)	21A		\$59,401.79
2023	1	9390	6877751	Development & Investments - PFR/PI Team (Direct)	21A		\$5,175.00
2023	1	9390	6889872	Development & Investments - PFR/PI Team (Direct)	21A		\$83,827.78
2023	1	9390	6937616	Development & Investments - PFR/PI Team (Direct)	21A		\$101,986.78
2023	1	9391	6843806	Development & Investments - PFR/PI Team (Indirect)	21A		\$28,520.06
2023	1	9391	6867784	Development & Investments - PFR/PI Team (Indirect)	21A		\$33,948.12
2023	1	9391	6889883	Development & Investments - PFR/PI Team (Indirect)	21A		\$47,907.57
2023	1	9391	6937621	Development & Investments - PFR/PI Team (Indirect)	21A		\$58,285.44
2023	1	9393	6937620	Neighborhood & Housing Svcs - NOF & CDBG Initiatives (Indirect)	21A		\$66,883.63
2023	1	9394	6862138	Programmatic Operations - Policy Team Staffing (Direct)	21A		\$108,680.64
2023	1	9394	6874347	Programmatic Operations - Policy Team Staffing (Direct)	21A		\$1,920.00
2023	1	9394	6889895	Programmatic Operations - Policy Team Staffing (Direct)	21A		\$91,680.94
2023	1	9394	6933261	Programmatic Operations - Policy Team Staffing (Direct)	21A		\$104,865.16
2023	1	9395	6937618	Programmatic Operations - Special Projects (Direct)	21A		\$22,527.76
					21A	Matrix Code	\$6,177,341.96
2020	2	8843	6917740	Fair Housing Awareness (Michigan Disability Rights Coalition)	21D		\$25,000.00
2021	1	9045	6917744	Fair Housing Awareness (Michigan Disability Rights Coalition)	21D		\$1,200.00
2021	1	9045	6924093	Fair Housing Awareness (Michigan Disability Rights Coalition)	21D		\$22,600.00
					21D	Matrix Code	\$48,800.00
Total							\$6,271,680.81

# **Public Service Line 28 Obligations**

## PUBLIC SERVICE LINE 28 OBLIGATIONS

Year	Program	IDIS Activity #	Activity Name	MTX	Funded	Draw Thru Amount	Draw In Amount	Obligation
2021	CDBG	8968	Coleman A. Young Foundation	05D	23,958.78	23,958.78	3,289.35	0.00
2021	CDBG	8985	Neighborhood Legal Services (Wayne County) (includes Reprogrammed Funds frm L&L Adult Day 2020-21)	05C	140,641.00	140,641.00	47,021.63	0.00
2021	CDBG	8991	Teen Hype Youth Development	05D	67,945.00	57,933.15	45,846.36	10,011.85
2021	CDBG	8998	Southwest Economic Solution Corporation	05Z	53,932.86	53,932.86	30,988.93	0.00
2022	CDBG	9116	Public Service - Summer Jobs Program including GYDT and Training (NRSA)	05H	212,324.75	212,324.75	212,324.75	0.00
2022	CDBG	9118	Bridging Communities, Inc	05A	73,905.00	73,903.92	49,124.33	1.08
2022	CDBG	9119	Cass Community Social Services	05M	63,905.00	63,905.00	52,812.42	0.00
2022	CDBG	9120	Center for Employment Opportunities	05H	78,905.00	74,870.16	67,767.67	4,034.84
2022	CDBG	9121	Clark Park Coalition	05D	73,905.00	73,905.00	67,918.25	0.00
2022	CDBG	9122	Cody Rouge Community Action Alliance	05D	73,905.00	48,872.83	48,872.83	25,032.17
2022	CDBG	9123	Coleman A. Young Foundation	05D	63,633.00	56,283.74	55,283.74	7,349.26
2022	CDBG	9124	Detroit Area Pre-College Engineering Program (DAPCEP)	05D	68,905.00	68,905.00	68,905.00	0.00
2022	CDBG	9125	Delray United Action Council	05A	68,905.00	68,905.00	68,905.00	0.00
2022	CDBG	9126	Disability Network	05A	68,905.00	44,632.40	44,632.40	24,272.60
2022	CDBG	9127	Dominican Literacy Center	05Z	78,905.00	78,905.00	41,675.00	0.00
2022	CDBG	9128	Family Assistance for Renaissance Men	05H	63,905.00	59,596.28	58,605.44	4,308.72
2022	CDBG	9129	The Greening of Detroit	05H	68,905.00	68,905.00	68,905.00	0.00
2022	CDBG	9130	International Institute of Metropolitan Detroit	05H	78,905.00	78,905.00	51,529.18	0.00
2022	CDBG	9131	Jefferson East Business Association	05I	73,905.00	73,904.98	73,904.98	0.02
2022	CDBG	9133	Latin Americans for Social and Economic Development (LASED)	05E	73,905.00	73,905.00	54,736.84	0.00

## PUBLIC SERVICE LINE 28 OBLIGATIONS

Year	Program	IDIS Activity #	Activity Name	MTX	Funded	Draw Thru Amount	Draw In Amount	Obligation
2022	CDBG	9134	Luella Hannan Memorial	05A	78,905.00	78,905.00	53,707.95	0.00
2022	CDBG	9135	Matrix Human Services	05A	78,905.00	78,905.00	63,325.68	0.00
2022	CDBG	9136	Mercy Education Project	05D	78,905.00	78,905.00	56,631.50	0.00
2022	CDBG	9137	My Community Dental Center (MCDC)	05M	78,905.00	59,216.60	59,216.60	19,688.40
2022	CDBG	9138	Project Healthy Community	05M	73,905.00	73,905.00	73,905.00	0.00
2022	CDBG	9139	SER Metro Detroit	05Z	73,779.00	73,779.00	73,779.00	0.00
2022	CDBG	9140	Siena Literacy Center	05H	68,905.00	68,905.00	43,644.03	0.00
2022	CDBG	9141	Southwest Detroit Business Association (SDBA)	05Z	63,905.00	63,905.00	63,905.00	0.00
2022	CDBG	9142	Southwest Economic Solution Corporation	05Z	78,905.00	78,905.00	78,905.00	0.00
2022	CDBG	9143	Sowing Empowerment & Economic Dev (SEED)	05D	63,905.00	52,475.81	52,475.81	11,429.19
2022	CDBG	9144	St. Patrick Senior Center	05A	90,417.00	90,417.00	74,970.14	0.00
2022	CDBG	9145	St. Vincent & Sarah Fisher Center	05Z	78,905.00	78,905.00	60,853.26	0.00
2022	CDBG	9147	The Youth Connection	05D	78,905.00	78,905.00	78,905.00	0.00
2022	CDBG	9148	Urban Neighborhood Initiative	05D	63,905.00	63,532.34	63,532.34	372.66
2022	CDBG	9149	Wellspring	05D	78,905.00	78,905.00	69,070.87	0.00
2022	CDBG	9150	World Medical Relief	05M	73,905.00	73,483.18	65,345.46	421.82
2022	CDBG	9151	YMCA	05D	63,905.00	63,905.00	63,905.00	0.00
2022	CDBG	9278	Public Service - Summer Jobs Program including GYDT and Training (NRSA 2)	05H	297,767.11	297,767.11	297,767.11	0.00
2022	CDBG	9279	Public Service - Summer Jobs Program including GYDT and Training (NRSA 3)	05H	305,786.92	305,786.92	305,786.92	0.00
2022	CDBG	9280	Public Service - Summer Jobs Program including GYDT and Training (NRSA 4)	05H	180,616.06	180,616.06	180,616.06	0.00

## PUBLIC SERVICE LINE 28 OBLIGATIONS

Year	Program	IDIS Activity #	Activity Name	MTX	Funded	Draw Thru Amount	Draw In Amount	Obligation
2022	CDBG	9281	Public Service - Summer Jobs Program including GYDT and Training (NRSA 5)	05H	385,839.59	385,839.59	385,839.59	0.00
2022	CDBG	9195	Alternative For Girls (ES)	03T	75,961.08	75,961.08	75,961.08	0.00
2022	CDBG	9196	Alternative For Girls (RR)	05S	46,590.60	46,590.60	46,590.60	0.00
2022	CDBG	9197	Cass Community Social Services Family Shelter (ES)	03T	44,798.56	44,798.56	42,407.22	0.00
2022	CDBG	9198	Cass Community Social Services (SO)	05C	166,829.55	166,829.55	126,268.38	0.00
2022	CDBG	9200	Central United Methodist/NOAH (SO)	03C	215,000.00	215,000.00	150,067.77	0.00
2022	CDBG	9201	Coalition on Temporary Shelter (COTS) (ES)	03T	110,948.56	110,948.56	96,654.52	0.00
2022	CDBG	9202	Community Home Support (RR)	05S	31,515.60	27,242.13	27,242.13	4,273.47
2022	CDBG	9203	Community Home Support (Shelter Replacement) (RR)	05S	95,228.63	92,563.35	92,563.35	2,665.28
2022	CDBG	9204	Community Home Support (SO)	03C	166,829.05	156,706.31	118,186.88	10,122.74
2022	CDBG	9205	Covenant House (ES)	03T	72,518.56	72,518.56	49,722.01	0.00
2022	CDBG	9207	Freedom House (ES)	03T	72,238.91	72,238.91	68,728.66	0.00
2022	CDBG	9208	Legal Aid & Defender (HP)	05Q	145,387.00	110,436.37	108,852.42	34,950.63
2022	CDBG	9209	Matrix Human Services (HP)	05Q	60,997.94	53,556.86	41,198.89	7,441.08
2022	CDBG	9210	Methodist Children's Home Society of Michigan (ES)	03T	56,030.00	56,030.00	56,030.00	0.00
2022	CDBG	9211	Michigan Veteran's Foundation (ES)	03T	32,198.56	32,198.56	32,198.56	0.00
2022	CDBG	9212	Neighborhood Service Organization (ES)	03T	240,000.00	240,000.00	230,571.14	0.00
2022	CDBG	9213	Neighborhood Service Organization (SO)	03C	175,000.00	143,661.94	116,996.59	31,338.06
2022	CDBG	9214	Ruth Ellis (RR)	05S	47,015.60	39,215.56	28,278.40	7,800.04
2022	CDBG	9215	Salvation Army (ES)	03T	80,000.00	80,000.00	65,815.77	0.00

## PUBLIC SERVICE LINE 28 OBLIGATIONS

Year	Program	IDIS Activity #	Activity Name	MTX	Funded	Draw Thru Amount	Draw In Amount	Obligation
2022	CDBG	9216	United Community Housing coalition (HP)	05C	275,000.00	275,000.00	211,766.11	0.00
2022	CDBG	9217	YWCA Interim House (ES)	03T	51,728.56	51,728.56	51,098.53	0.00
2022	CDBG	9218	DRMM Genesis House II-W. Chicago (ES) - Reprogrammed Funds (2022-23)	03T	73,555.97	73,555.97	73,555.97	0.00
2022	CDBG	9219	Operation Get Down (ES) - Reprogrammed Funds (2022-23)	03T	25,000.00	19,409.65	18,247.03	5,590.35
2022	CDBG	9220	Neighborhood Legal Services Michigan (RR) Reprogrammed Funds (2022-23)	05Q	75,000.00	75,000.00	75,000.00	0.00
2022	CDBG	9221	Motor City Mitten Mission (SO) Reprogrammed Funds (2022-23)	03T	150,000.00	150,000.00	39,262.24	0.00
2023	CDBG	9301	Accounting Aid Society	05C	70,789.00	70,789.00	70,789.00	0.00
2023	CDBG	9302	Bridging Communities, Inc	05A	74,789.00	29,611.92	29,611.92	45,177.08
2023	CDBG	9303	Brilliant Detroit	05D	65,789.00	0.00	0.00	65,789.00
2023	CDBG	9304	Cass Community Social Services	05H	60,789.00	43,541.76	43,541.76	17,247.24
2023	CDBG	9305	Center for Employment Opportunities	05H	78,199.00	42,144.56	42,144.56	36,054.44
2023	CDBG	9306	Clark Park Coalition	05D	74,789.00	33,536.36	33,536.36	41,252.64
2023	CDBG	9307	Cody Rouge Community Action Alliance	05D	65,789.00	0.00	0.00	65,789.00
2023	CDBG	9309	Detroit Horse Power	05D	82,199.00	11,737.46	11,737.46	70,461.54
2023	CDBG	9310	Detroit Phoenix Center (DPC)	05D	78,199.00	0.00	0.00	78,199.00
2023	CDBG	9311	Delray United Action Council	05A	70,789.00	29,936.17	29,936.17	40,852.83
2023	CDBG	9313	Family Assistance for Renaissance Men	05J	60,789.00	1,443.28	1,443.28	59,345.72
2023	CDBG	9314	Give Merit	05D	78,199.00	0.00	0.00	78,199.00
2023	CDBG	9315	(The) Greening of Detroit	05H	65,789.00	0.00	0.00	65,789.00
2023	CDBG	9316	International Institute of Metropolitan Detroit	05H	90,789.00	39,589.33	39,589.33	51,199.67

## PUBLIC SERVICE LINE 28 OBLIGATIONS

Year	Program	IDIS Activity #	Activity Name	MTX	Funded	Draw Thru Amount	Draw In Amount	Obligation
2023	CDBG	9317	Jefferson East Business Association	05I	60,789.00	6,044.23	6,044.23	54,744.77
2023	CDBG	9318	Joy-Southfield CDC	05M	60,789.00	4,000.00	4,000.00	56,789.00
2023	CDBG	9319	Latin Americans for Social and Economic Development (LASED)	05E	70,789.00	11,109.10	11,109.10	59,679.90
2023	CDBG	9320	Luella Hannan Memorial	05A	82,200.00	39,857.49	39,857.49	42,342.51
2023	CDBG	9321	Matrix Human Services	05A	65,789.00	36,753.02	36,753.02	29,035.98
2023	CDBG	9322	Mercy Education Project	05D	78,199.00	37,752.38	37,752.38	40,446.62
2023	CDBG	9323	My Community Dental Center (MCDC)	05M	82,199.00	20,968.40	20,968.40	61,230.60
2023	CDBG	9324	Neighborhood Legal Services (Wayne County)	05C	65,789.00	42,624.04	42,624.04	23,164.96
2023	CDBG	9325	Project Healthy Community	05M	82,199.00	40,650.83	40,650.83	41,548.17
2023	CDBG	9326	SER Metro Detroit	05Z	70,789.00	25,691.95	25,691.95	45,097.05
2023	CDBG	9327	Siena Literacy Center	05H	70,789.00	57,198.55	57,198.55	13,590.45
2023	CDBG	9328	Southwest Detroit Business Association (SDBA)	05Z	60,789.00	2,153.00	2,153.00	58,636.00
2023	CDBG	9330	St. Patrick Senior Center	05A	90,789.00	71,723.00	71,723.00	19,066.00
2023	CDBG	9331	St. Vincent & Sarah Fisher Center	05Z	70,789.00	16,004.58	16,004.58	54,784.42
2023	CDBG	9332	The Youth Connection	05D	70,789.00	49,713.48	49,713.48	21,075.52
2023	CDBG	9333	Urban Neighborhood Initiative	05D	70,789.00	34,724.14	34,724.14	36,064.86
2023	CDBG	9334	Wellspring	05D	90,790.00	41,456.48	41,456.48	49,333.52
2023	CDBG	9335	World Medical Relief	05M	74,789.00	34,441.96	34,441.96	40,347.04
2023	CDBG	9336	Alternatives for Girls	03T	100,000.00	2,486.98	2,486.98	97,513.02
2023	CDBG	9337	Cass Community Social Services Family Shelter (ES)	03T	250,000.00	38,611.76	38,611.76	211,388.24

## PUBLIC SERVICE LINE 28 OBLIGATIONS

Year	Program	IDIS Activity #	Activity Name	MTX	Funded	Draw Thru Amount	Draw In Amount	Obligation
2023	CDBG	9338	Cass Community Social Services (SO)	03C	281,361.79	100,159.37	100,159.37	181,202.42
2023	CDBG	9339	Cass Community Social Services (ES Wm Ctr)	03T	200,000.00	194,607.64	194,607.64	5,392.36
2023	CDBG	9340	Central United Methodist/NOAH (SO)	03C	236,500.00	107,528.60	107,528.60	128,971.40
2023	CDBG	9341	Coalition on Temporary Shelter (COTS) (ES)	03T	122,193.02	41,336.15	41,336.15	80,856.87
2023	CDBG	9342	Covenant House (ES)	03T	83,000.00	49,171.18	49,171.18	33,828.82
2023	CDBG	9345	Detroit Rescue Mission Ministries- Third St. Warming Center (ES Wrm Ctr)	03T	82,049.15	82,049.15	82,049.15	0.00
2023	CDBG	9346	Detroit Rescue Mission Ministries- Mack Family Warming Center (ES Wrm Ctr)	03T	83,000.00	76,583.84	76,583.84	6,416.16
2023	CDBG	9347	Freedom House (ES)	03T	198,657.01	17,218.78	17,218.78	181,438.23
2023	CDBG	9348	Methodist Children's Home Society of Michigan (ES)	03T	83,000.00	83,000.00	83,000.00	0.00
2023	CDBG	9349	Michigan Veteran's Foundation (ES)	03T	88,546.03	44,708.79	44,708.79	43,837.24
2023	CDBG	9350	Neighborhood Service Organization (ES)	03T	250,000.00	130,699.74	130,699.74	119,300.26
2023	CDBG	9351	Neighborhood Service Organization (SO)	03C	185,000.00	88,703.99	88,703.99	96,296.01
2023	CDBG	9353	Salvation Army (ES)	03T	110,000.00	50,113.81	50,113.81	59,886.19
2023	CDBG	9354	YWCA Interim House (ES)	03T	83,000.00	44,823.36	44,823.36	38,176.64
2023	CDBG	9409	DRMM E. Grand Blvd (Warming Center) (Reprogrammed from unallocated funds FY 2020-21)	03T	408,077.00	184,933.19	184,933.19	223,143.81
<b>Total Public Service Line 28 Obligations</b>								<b>\$3,181,085.46</b>



# **Public Service Line 30 Adjustment**

## Public Service Line 30 Adjustment

IDIS Activity #	Activity Name	MTX	Funded	Draw Thru Amount	Draw In Amount
9116	Public Service - Summer Jobs Program including GYDT and Training (NRSA)	05H	212,324.75	212,324.75	212,324.75
9278	Public Service - Summer Jobs Program including GYDT and Training (NRSA 2)	05H	297,767.11	297,767.11	297,767.11
9279	Public Service - Summer Jobs Program including GYDT and Training (NRSA 3)	05H	305,786.92	305,786.92	305,786.92
9280	Public Service - Summer Jobs Program including GYDT and Training (NRSA 4)	05H	180,616.06	180,616.06	180,616.06
9281	Public Service - Summer Jobs Program including GYDT and Training (NRSA 5)	05H	385,839.59	385,839.59	385,839.59
<b>Total Public Service Line 30 Adjustment</b>					<b>1,382,334.43</b>

# **Planning & Admin Line 38 Obligation**

## Planning Admin Obligations for Line 38

Year	Program	IDIS Activity #	Activity Name	MTX	Funded	Draw Thru Amount	Draw In Amount	Obligation
2019	CDBG	8686	Planning General (Direct)	20	2,177,125.61	2,063,964.46	24,838.85	113,161.15
2020	CDBG	8843	Fair Housing Awareness (Michigan Disability Rights Coalition)	21D	25,000.00	25,000.00	25,000.00	0.00
2021	CDBG	9037	Office of Programmatic NOF & CDBG Initiatives (Direct)	21A	1,052,252.31	1,037,135.59	4,633.28	15,116.72
2021	CDBG	9045	Fair Housing Awareness (Michigan Disability Rights Coalition)	21D	128,193.00	23,800.00	23,800.00	104,393.00
2022	CDBG	9163	Administration (Direct)	21A	1,467,584.08	1,467,584.08	661,679.01	0.00
2022	CDBG	9166	Office of Housing Underwriting-Supportive Housing (Direct)	21A	324,489.00	303,861.17	96,897.72	20,627.83
2022	CDBG	9167	Office of Programmatic NOF & CDBG Initiatives (Direct)	21A	1,172,979.72	1,167,538.78	720,654.03	5,440.94
2022	CDBG	9169	Policy Implementation Staffing (Direct)	21A	410,773.00	400,361.34	202,201.83	10,411.66
2022	CDBG	9229	Administration (Indirect)	21A	993,522.92	993,522.92	561,375.66	0.00
2022	CDBG	9231	Office of Programmatic NOF & CDBG Initiatives (Indirect)	21A	669,165.48	656,662.13	405,208.90	12,503.35
2022	CDBG	9235	Office of Housing Underwriting-Supportive Housing (Indirect)	21A	170,221.53	170,221.53	55,377.05	0.00
2023	CDBG	9355	Eight Mile Blvd	20	25,000.00	20,700.00	20,700.00	4,300.00
2023	CDBG	9356	Fair Housing Awareness	21A	50,000.00	0.00	0.00	50,000.00
2023	CDBG	9386	Administration (Direct)	21A	2,021,150.32	1,766,964.79	1,766,964.79	254,185.53
2023	CDBG	9387	Administration (Indirect)	21A	1,152,055.68	310,934.86	310,934.86	841,120.82
2023	CDBG	9388	Neighborhood & Housing Svcs - Homeless Supportive Housing - Direct	21A	413,426.30	413,426.30	413,426.30	0.00
2023	CDBG	9389	Neighborhood & Housing Svcs - Homeless Supportive Housing - Indirect	21A	161,443.70	109,024.00	109,024.00	52,419.70
2023	CDBG	9390	Development & Investments - PFR/PI Team (Direct)	21A	474,670.18	300,295.21	300,295.21	174,374.97
2023	CDBG	9391	Development & Investments - PFR/PI Team (Indirect)	21A	355,898.82	168,661.19	168,661.19	187,237.63
2023	CDBG	9392	Neighborhood & Housing Svcs - NOF & CDBG Initiatives (Direct)	21A	564,584.85	117,031.72	0.00	447,553.13
2023	CDBG	9393	Neighborhood & Housing Svcs - NOF & CDBG Initiatives (Indirect)	21A	423,315.15	66,883.63	66,883.63	356,431.52

Planning Admin Obligations for Line 38

Year	Program	IDIS Activity #	Activity Name	MTX	Funded	Draw Thru Amount	Draw In Amount	Obligation
2023	CDBG	9394	Programmatic Operations - Policy Team Staffing (Direct)	21A	892,958.00	307,146.74	307,146.74	585,811.26
2023	CDBG	9395	Programmatic Operations - Special Projects (Direct)	21A	271,649.00	22,527.76	22,527.76	249,121.24
			Total Planning & Admin Obligations for Line 38					3,484,210.45

# **PR-26 FINANCIAL SUMMARY – CDBG-CV**



Office of Community Planning and Development  
U.S. Department of Housing and Urban Development  
Integrated Disbursement and Information System  
PR26 - CDBG-CV Financial Summary Report  
DETROIT , MI

DATE: 09-23-24  
TIME: 19:27  
PAGE: 1

**PART I: SUMMARY OF CDBG-CV RESOURCES**

01 CDBG-CV GRANT	24,890,888.00
02 FUNDS RETURNED TO THE LINE-OF-CREDIT	0.00
03 FUNDS RETURNED TO THE LOCAL CDBG ACCOUNT	0.00
04 TOTAL CDBG-CV FUNDS AWARDED	24,890,888.00

**PART II: SUMMARY OF CDBG-CV EXPENDITURES**

05 DISBURSEMENTS OTHER THAN SECTION 108 REPAYMENTS AND PLANNING/ADMINISTRATION	15,297,802.21
06 DISBURSED IN IDIS FOR PLANNING/ADMINISTRATION	3,277,334.60
07 DISBURSED IN IDIS FOR SECTION 108 REPAYMENTS	0.00
08 TOTAL EXPENDITURES (SUM, LINES 05 - 07)	18,575,136.81
09 UNEXPENDED BALANCE (LINE 04 - LINE8 )	6,315,751.19

**PART III: LOWMOD BENEFIT FOR THE CDBG-CV GRANT**

10 EXPENDED FOR LOW/MOD HOUSING IN SPECIAL AREAS	0.00
11 EXPENDED FOR LOW/MOD MULTI-UNIT HOUSING	0.00
12 DISBURSED FOR OTHER LOW/MOD ACTIVITIES	12,960,810.40
13 TOTAL LOW/MOD CREDIT (SUM, LINES 10 - 12)	12,960,810.40
14 AMOUNT SUBJECT TO LOW/MOD BENEFIT (LINE 05)	15,297,802.21
15 PERCENT LOW/MOD CREDIT (LINE 13/LINE 14)	84.72%

**PART IV: PUBLIC SERVICE (PS) CALCULATIONS**

16 DISBURSED IN IDIS FOR PUBLIC SERVICES	8,022,884.60
17 CDBG-CV GRANT	24,890,888.00
18 PERCENT OF FUNDS DISBURSED FOR PS ACTIVITIES (LINE 16/LINE 17)	32.23%

**PART V: PLANNING AND ADMINISTRATION (PA) CAP**

19 DISBURSED IN IDIS FOR PLANNING/ADMINISTRATION	3,312,334.60
20 CDBG-CV GRANT	24,890,888.00
21 PERCENT OF FUNDS DISBURSED FOR PA ACTIVITIES (LINE 19/LINE 20)	13.31%



**LINE 10 DETAIL: ACTIVITIES TO CONSIDER IN DETERMINING THE AMOUNT TO ENTER ON LINE 10**

No data returned for this view. This might be because the applied filter excludes all data.

**LINE 11 DETAIL: ACTIVITIES TO CONSIDER IN DETERMINING THE AMOUNT TO ENTER ON LINE 11**

Plan Year	IDIS Project	IDIS Activity	Activity Name	Matrix Code	National Objective	Drawn Amount
2019	27	8828	CV - Permanent Supportive Housing Development - Ruth Ellis Center (REC) (LDHA)	04A	LMH	\$311,783.00
		8855	CV - Permanent Supportive Housing Development - Clay Apt.	12	LMH	\$230,522.00
		9407	CV- The Anchor at Mariners Inn 4% - Permanent Supportive Housing (01 Acquisition)	01	LMH	\$147,000.00
		9408	CV- The Anchor at Mariners Inn 9% - Permanent Supportive Housing	01	LMH	\$335,250.00
		9430	CV- AFG Miller Grove Permanent Supportive Hsg Devlpt - (Full Circle Communities Dvpr) Matrix Cde 01	01	LMH	\$221,371.57
	28	8829	CV-Affordable Housing Development - Northlawn-Gardens (Northlawn Limited Dividend Housing Assoc)	14B	LMH	\$397,779.00
		8962	CV- Affordable Housing Development Marwood Apartments (Develop Detroit, Inc.)	14B	LMH	\$505,028.00
<b>Total</b>						<b>\$2,148,733.57</b>

**LINE 12 DETAIL: ACTIVITIES INCLUDED IN THE COMPUTATION OF LINE 12**

Plan Year	IDIS Project	IDIS Activity	Voucher Number	Activity Name	Matrix Code	National Objective	Drawn Amount
2019	20	8809	6455875	CV-Public Service - Senior Services (2019)	05A	LMC	\$2,405.77
			6455880	CV-Public Service - Senior Services (2019)	05A	LMC	\$2,785.17
			6478208	CV-Public Service - Senior Services (2019)	05A	LMC	\$9,167.31
			6491260	CV-Public Service - Senior Services (2019)	05A	LMC	\$11,954.93
			6491988	CV-Public Service - Senior Services (2019)	05A	LMC	\$9,473.30
			6492008	CV-Public Service - Senior Services (2019)	05A	LMC	\$6,164.36
			6555926	CV-Public Service - Senior Services (2019)	05A	LMC	\$8,239.47
			6555931	CV-Public Service - Senior Services (2019)	05A	LMC	\$12,356.15
			6555941	CV-Public Service - Senior Services (2019)	05A	LMC	\$18,457.63
			6556699	CV-Public Service - Senior Services (2019)	05A	LMC	\$7,438.58
			6566307	CV-Public Service - Senior Services (2019)	05A	LMC	\$6,416.72
			6569075	CV-Public Service - Senior Services (2019)	05A	LMC	\$16,471.66
			6578079	CV-Public Service - Senior Services (2019)	05A	LMC	\$31,741.95
			6584239	CV-Public Service - Senior Services (2019)	05A	LMC	\$33,276.01
			6596386	CV-Public Service - Senior Services (2019)	05A	LMC	\$25,932.69
			6604765	CV-Public Service - Senior Services (2019)	05A	LMC	\$30,710.92
			6614188	CV-Public Service - Senior Services (2019)	05A	LMC	\$14,261.49
			6624839	CV-Public Service - Senior Services (2019)	05A	LMC	\$10,661.50
			6641538	CV-Public Service - Senior Services (2019)	05A	LMC	\$9,262.73
			6650004	CV-Public Service - Senior Services (2019)	05A	LMC	\$4,727.14
			6664699	CV-Public Service - Senior Services (2019)	05A	LMC	\$3,094.52
		9189	6738837	CV-St. Patrick Senior Center (Reprogrammed CV Funds)	05A	LMC	\$7,600.82
			6738855	CV-St. Patrick Senior Center (Reprogrammed CV Funds)	05A	LMC	\$8,920.82
			6741519	CV-St. Patrick Senior Center (Reprogrammed CV Funds)	05A	LMC	\$6,130.82
			6741523	CV-St. Patrick Senior Center (Reprogrammed CV Funds)	05A	LMC	\$11,229.28
			6752874	CV-St. Patrick Senior Center (Reprogrammed CV Funds)	05A	LMC	\$35,895.06
			6760788	CV-St. Patrick Senior Center (Reprogrammed CV Funds)	05A	LMC	\$37,824.50
			6776224	CV-St. Patrick Senior Center (Reprogrammed CV Funds)	05A	LMC	\$41,121.16
			6790048	CV-St. Patrick Senior Center (Reprogrammed CV Funds)	05A	LMC	\$19,813.31
			6800756	CV-St. Patrick Senior Center (Reprogrammed CV Funds)	05A	LMC	\$32,192.73





Office of Community Planning and Development  
U.S. Department of Housing and Urban Development  
Integrated Disbursement and Information System  
PR26 - CDBG-CV Financial Summary Report  
DETROIT , MI

DATE: 09-23-24  
TIME: 19:27  
PAGE: 3

Plan Year	IDIS Project	IDIS Activity	Voucher Number	Activity Name	Matrix Code	National Objective	Drawn Amount
2019	21	8810	6511646	CV-Housing and Financial Counseling (2019)	05X	LMC	\$1,441.80
			6515812	CV-Housing and Financial Counseling (2019)	05X	LMC	\$1,872.40
			6524221	CV-Housing and Financial Counseling (2019)	05X	LMC	\$2,136.26
			6524222	CV-Housing and Financial Counseling (2019)	05X	LMC	\$2,000.00
			6527297	CV-Housing and Financial Counseling (2019)	05X	LMC	\$3,428.95
			6527396	CV-Housing and Financial Counseling (2019)	05X	LMC	\$5,002.53
			6527397	CV-Housing and Financial Counseling (2019)	05X	LMC	\$4,272.48
			6527400	CV-Housing and Financial Counseling (2019)	05X	LMC	\$57,146.93
			6528439	CV-Housing and Financial Counseling (2019)	05X	LMC	\$5,991.23
			6528705	CV-Housing and Financial Counseling (2019)	05X	LMC	\$2,632.29
			6528708	CV-Housing and Financial Counseling (2019)	05X	LMC	\$700.76
			6528721	CV-Housing and Financial Counseling (2019)	05X	LMC	\$7,673.13
			6528756	CV-Housing and Financial Counseling (2019)	05X	LMC	\$3,836.33
			6536437	CV-Housing and Financial Counseling (2019)	05X	LMC	\$15,501.24
			6536470	CV-Housing and Financial Counseling (2019)	05X	LMC	\$12,498.81
			6539275	CV-Housing and Financial Counseling (2019)	05X	LMC	\$4,798.38
			6540025	CV-Housing and Financial Counseling (2019)	05X	LMC	\$5,350.31
			6540309	CV-Housing and Financial Counseling (2019)	05X	LMC	\$12,876.51
			6540926	CV-Housing and Financial Counseling (2019)	05X	LMC	\$11,870.75
			6541713	CV-Housing and Financial Counseling (2019)	05X	LMC	\$10,832.16
			6543164	CV-Housing and Financial Counseling (2019)	05X	LMC	\$33,692.24
			6543167	CV-Housing and Financial Counseling (2019)	05X	LMC	\$23,516.96
			6544518	CV-Housing and Financial Counseling (2019)	05X	LMC	\$6,796.80
			6545031	CV-Housing and Financial Counseling (2019)	05X	LMC	\$6,313.26
			6547520	CV-Housing and Financial Counseling (2019)	05X	LMC	\$5,254.86
			6551566	CV-Housing and Financial Counseling (2019)	05X	LMC	\$7,801.15
			6555749	CV-Housing and Financial Counseling (2019)	05X	LMC	\$11,980.02
			6556210	CV-Housing and Financial Counseling (2019)	05X	LMC	\$6,975.31
			6557376	CV-Housing and Financial Counseling (2019)	05X	LMC	\$23,528.35
			6557383	CV-Housing and Financial Counseling (2019)	05X	LMC	\$11,333.91
			6557395	CV-Housing and Financial Counseling (2019)	05X	LMC	\$12,954.72
			6559215	CV-Housing and Financial Counseling (2019)	05X	LMC	\$22,475.67
			6559922	CV-Housing and Financial Counseling (2019)	05X	LMC	\$27,527.44
			6559933	CV-Housing and Financial Counseling (2019)	05X	LMC	\$11,537.02
			6560775	CV-Housing and Financial Counseling (2019)	05X	LMC	\$14,858.86
			6561159	CV-Housing and Financial Counseling (2019)	05X	LMC	\$9,593.82
			6562485	CV-Housing and Financial Counseling (2019)	05X	LMC	\$7,616.13
			6563331	CV-Housing and Financial Counseling (2019)	05X	LMC	\$5,350.32
			6565560	CV-Housing and Financial Counseling (2019)	05X	LMC	\$12,192.85
			6566311	CV-Housing and Financial Counseling (2019)	05X	LMC	\$4,145.99
			6566325	CV-Housing and Financial Counseling (2019)	05X	LMC	\$14,475.08
			6573822	CV-Housing and Financial Counseling (2019)	05X	LMC	\$3,428.96
			6573829	CV-Housing and Financial Counseling (2019)	05X	LMC	\$7,828.83
			6573873	CV-Housing and Financial Counseling (2019)	05X	LMC	\$6,150.32
			6574426	CV-Housing and Financial Counseling (2019)	05X	LMC	\$8,495.86
			6574627	CV-Housing and Financial Counseling (2019)	05X	LMC	\$1,000.00
			6578231	CV-Housing and Financial Counseling (2019)	05X	LMC	\$12,066.21
			6578276	CV-Housing and Financial Counseling (2019)	05X	LMC	\$12,240.02
			6582429	CV-Housing and Financial Counseling (2019)	05X	LMC	\$3,428.96
			6583875	CV-Housing and Financial Counseling (2019)	05X	LMC	\$5,516.47
			6585812	CV-Housing and Financial Counseling (2019)	05X	LMC	\$8,727.31
			6585845	CV-Housing and Financial Counseling (2019)	05X	LMC	\$10,408.48
			6588958	CV-Housing and Financial Counseling (2019)	05X	LMC	\$11,467.95
			6590155	CV-Housing and Financial Counseling (2019)	05X	LMC	\$3,428.96
			6591805	CV-Housing and Financial Counseling (2019)	05X	LMC	\$21,518.81
			6591829	CV-Housing and Financial Counseling (2019)	05X	LMC	\$8,016.61
			6592918	CV-Housing and Financial Counseling (2019)	05X	LMC	\$8,537.57
			6593260	CV-Housing and Financial Counseling (2019)	05X	LMC	\$4,681.51
			6608618	CV-Housing and Financial Counseling (2019)	05X	LMC	\$9,309.96
			6608766	CV-Housing and Financial Counseling (2019)	05X	LMC	\$12,681.82
			6608776	CV-Housing and Financial Counseling (2019)	05X	LMC	\$3,428.96



Office of Community Planning and Development  
U.S. Department of Housing and Urban Development  
Integrated Disbursement and Information System  
PR26 - CDBG-CV Financial Summary Report  
DETROIT , MI

DATE: 09-23-24  
TIME: 19:27  
PAGE: 4

Plan Year	IDIS Project	IDIS Activity	Voucher Number	Activity Name	Matrix Code	National Objective	Drawn Amount
2019	21	8810	6608781	CV-Housing and Financial Counseling (2019)	05X	LMC	\$2,024.07
			6609375	CV-Housing and Financial Counseling (2019)	05X	LMC	\$5,200.32
			6610075	CV-Housing and Financial Counseling (2019)	05X	LMC	\$10,772.60
			6614194	CV-Housing and Financial Counseling (2019)	05X	LMC	\$11,349.37
			6614209	CV-Housing and Financial Counseling (2019)	05X	LMC	\$5,267.17
			6614217	CV-Housing and Financial Counseling (2019)	05X	LMC	\$3,284.96
			6615824	CV-Housing and Financial Counseling (2019)	05X	LMC	\$19,288.21
			6619111	CV-Housing and Financial Counseling (2019)	05X	LMC	\$5,034.91
			6629424	CV-Housing and Financial Counseling (2019)	05X	LMC	\$16,692.57
			6629426	CV-Housing and Financial Counseling (2019)	05X	LMC	\$18,741.12
			6631040	CV-Housing and Financial Counseling (2019)	05X	LMC	\$1,890.96
			6631063	CV-Housing and Financial Counseling (2019)	05X	LMC	\$1,086.92
			6631287	CV-Housing and Financial Counseling (2019)	05X	LMC	\$19,158.96
			6631345	CV-Housing and Financial Counseling (2019)	05X	LMC	\$8,832.95
			6633543	CV-Housing and Financial Counseling (2019)	05X	LMC	\$6,777.02
			6633679	CV-Housing and Financial Counseling (2019)	05X	LMC	\$5,020.58
			6633715	CV-Housing and Financial Counseling (2019)	05X	LMC	\$5,079.35
			6636370	CV-Housing and Financial Counseling (2019)	05X	LMC	\$10,959.90
			6640281	CV-Housing and Financial Counseling (2019)	05X	LMC	\$75,900.76
			6640290	CV-Housing and Financial Counseling (2019)	05X	LMC	\$7,563.94
			6640889	CV-Housing and Financial Counseling (2019)	05X	LMC	\$19,144.26
			6640892	CV-Housing and Financial Counseling (2019)	05X	LMC	\$6,330.22
			6641613	CV-Housing and Financial Counseling (2019)	05X	LMC	\$21,922.93
			6641617	CV-Housing and Financial Counseling (2019)	05X	LMC	\$5,301.70
			6641626	CV-Housing and Financial Counseling (2019)	05X	LMC	\$1,936.13
			6648401	CV-Housing and Financial Counseling (2019)	05X	LMC	\$8,995.29
			6649913	CV-Housing and Financial Counseling (2019)	05X	LMC	\$19,516.33
			6650008	CV-Housing and Financial Counseling (2019)	05X	LMC	\$6,350.31
			6654021	CV-Housing and Financial Counseling (2019)	05X	LMC	\$2,760.12
			6654045	CV-Housing and Financial Counseling (2019)	05X	LMC	\$5,208.39
			6655670	CV-Housing and Financial Counseling (2019)	05X	LMC	\$1,230.78
			6655675	CV-Housing and Financial Counseling (2019)	05X	LMC	\$3,041.30
			6655676	CV-Housing and Financial Counseling (2019)	05X	LMC	\$2,260.40
			6655677	CV-Housing and Financial Counseling (2019)	05X	LMC	\$4,861.00
			6659859	CV-Housing and Financial Counseling (2019)	05X	LMC	\$6,482.17
			6664696	CV-Housing and Financial Counseling (2019)	05X	LMC	\$10,976.03
			6667166	CV-Housing and Financial Counseling (2019)	05X	LMC	\$5,301.70
			6667791	CV-Housing and Financial Counseling (2019)	05X	LMC	\$1,711.78
			6670343	CV-Housing and Financial Counseling (2019)	05X	LMC	\$6,801.72
			6670347	CV-Housing and Financial Counseling (2019)	05X	LMC	\$6,580.12
			6674743	CV-Housing and Financial Counseling (2019)	05X	LMC	\$6,784.98
			6679365	CV-Housing and Financial Counseling (2019)	05X	LMC	\$5,490.93
			6679977	CV-Housing and Financial Counseling (2019)	05X	LMC	\$2,325.93
			6682621	CV-Housing and Financial Counseling (2019)	05X	LMC	\$8,940.78
			6685422	CV-Housing and Financial Counseling (2019)	05X	LMC	\$12,340.33
			6685424	CV-Housing and Financial Counseling (2019)	05X	LMC	\$27,647.78
			6687821	CV-Housing and Financial Counseling (2019)	05X	LMC	\$22,586.07
			6687874	CV-Housing and Financial Counseling (2019)	05X	LMC	\$6,482.30
			6689959	CV-Housing and Financial Counseling (2019)	05X	LMC	\$19,172.14
			6690054	CV-Housing and Financial Counseling (2019)	05X	LMC	\$17,821.45
			6690057	CV-Housing and Financial Counseling (2019)	05X	LMC	\$6,340.72
			6690062	CV-Housing and Financial Counseling (2019)	05X	LMC	\$1,230.11
			6690124	CV-Housing and Financial Counseling (2019)	05X	LMC	\$5,680.71
			6700121	CV-Housing and Financial Counseling (2019)	05X	LMC	\$6,171.34
			6701591	CV-Housing and Financial Counseling (2019)	05X	LMC	\$14,633.14
			6701596	CV-Housing and Financial Counseling (2019)	05X	LMC	\$23,348.70
			6701600	CV-Housing and Financial Counseling (2019)	05X	LMC	\$4,620.37
			6711742	CV-Housing and Financial Counseling (2019)	05X	LMC	\$8,075.21
			6712026	CV-Housing and Financial Counseling (2019)	05X	LMC	\$8,003.71
			6712035	CV-Housing and Financial Counseling (2019)	05X	LMC	\$18,607.84
			6712038	CV-Housing and Financial Counseling (2019)	05X	LMC	\$481.33



Office of Community Planning and Development  
U.S. Department of Housing and Urban Development  
Integrated Disbursement and Information System  
PR26 - CDBG-CV Financial Summary Report  
DETROIT , MI

DATE: 09-23-24  
TIME: 19:27  
PAGE: 5

Plan Year	IDIS Project	IDIS Activity	Voucher Number	Activity Name	Matrix Code	National Objective	Drawn Amount
2019	21	8810	6712042	CV-Housing and Financial Counseling (2019)	05X	LMC	\$7,187.91
			6713352	CV-Housing and Financial Counseling (2019)	05X	LMC	\$4,956.55
			6719444	CV-Housing and Financial Counseling (2019)	05X	LMC	\$11,076.25
			6720390	CV-Housing and Financial Counseling (2019)	05X	LMC	\$9,155.02
			6722082	CV-Housing and Financial Counseling (2019)	05X	LMC	\$8,115.13
			6723143	CV-Housing and Financial Counseling (2019)	05X	LMC	\$18,777.34
			6723144	CV-Housing and Financial Counseling (2019)	05X	LMC	\$13,616.92
			6723145	CV-Housing and Financial Counseling (2019)	05X	LMC	\$12,867.20
			6724083	CV-Housing and Financial Counseling (2019)	05X	LMC	\$18,239.64
			6726429	CV-Housing and Financial Counseling (2019)	05X	LMC	\$3,428.96
			6731960	CV-Housing and Financial Counseling (2019)	05X	LMC	\$7,088.93
			6735244	CV-Housing and Financial Counseling (2019)	05X	LMC	\$11,319.64
			6735252	CV-Housing and Financial Counseling (2019)	05X	LMC	\$2,743.06
			6736708	CV-Housing and Financial Counseling (2019)	05X	LMC	\$25,949.02
			6740105	CV-Housing and Financial Counseling (2019)	05X	LMC	\$6,376.19
			6743902	CV-Housing and Financial Counseling (2019)	05X	LMC	\$7,820.56
			6744725	CV-Housing and Financial Counseling (2019)	05X	LMC	\$7,088.93
			6748608	CV-Housing and Financial Counseling (2019)	05X	LMC	\$274.73
			6751571	CV-Housing and Financial Counseling (2019)	05X	LMC	\$7,735.40
			6761480	CV-Housing and Financial Counseling (2019)	05X	LMC	\$17,477.91
			6761516	CV-Housing and Financial Counseling (2019)	05X	LMC	\$9,736.65
			6768089	CV-Housing and Financial Counseling (2019)	05X	LMC	\$18,840.41
			6771358	CV-Housing and Financial Counseling (2019)	05X	LMC	\$17,972.67
			6784461	CV-Housing and Financial Counseling (2019)	05X	LMC	\$9,076.15
			6790796	CV-Housing and Financial Counseling (2019)	05X	LMC	\$15,506.04
		9188	6740090	CV-HRC/FEC/CHN (Housing Resource Center) (Reprogrammed CV Funds)	05X	LMC	\$27,455.20
			6740095	CV-HRC/FEC/CHN (Housing Resource Center) (Reprogrammed CV Funds)	05X	LMC	\$8,840.48
			6743932	CV-HRC/FEC/CHN (Housing Resource Center) (Reprogrammed CV Funds)	05X	LMC	\$32,306.30
			6744313	CV-HRC/FEC/CHN (Housing Resource Center) (Reprogrammed CV Funds)	05X	LMC	\$9,898.18
			6744719	CV-HRC/FEC/CHN (Housing Resource Center) (Reprogrammed CV Funds)	05X	LMC	\$43,721.37
			6745498	CV-HRC/FEC/CHN (Housing Resource Center) (Reprogrammed CV Funds)	05X	LMC	\$8,777.06
			6745505	CV-HRC/FEC/CHN (Housing Resource Center) (Reprogrammed CV Funds)	05X	LMC	\$7,848.33
			6746541	CV-HRC/FEC/CHN (Housing Resource Center) (Reprogrammed CV Funds)	05X	LMC	\$7,848.33
			6746546	CV-HRC/FEC/CHN (Housing Resource Center) (Reprogrammed CV Funds)	05X	LMC	\$16,048.50
			6746576	CV-HRC/FEC/CHN (Housing Resource Center) (Reprogrammed CV Funds)	05X	LMC	\$7,284.12
			6746601	CV-HRC/FEC/CHN (Housing Resource Center) (Reprogrammed CV Funds)	05X	LMC	\$2,910.84
			6746603	CV-HRC/FEC/CHN (Housing Resource Center) (Reprogrammed CV Funds)	05X	LMC	\$2,910.84
			6746606	CV-HRC/FEC/CHN (Housing Resource Center) (Reprogrammed CV Funds)	05X	LMC	\$3,405.84
			6747000	CV-HRC/FEC/CHN (Housing Resource Center) (Reprogrammed CV Funds)	05X	LMC	\$2,910.84
			6748027	CV-HRC/FEC/CHN (Housing Resource Center) (Reprogrammed CV Funds)	05X	LMC	\$43,268.87
			6748612	CV-HRC/FEC/CHN (Housing Resource Center) (Reprogrammed CV Funds)	05X	LMC	\$7,540.83
			6749746	CV-HRC/FEC/CHN (Housing Resource Center) (Reprogrammed CV Funds)	05X	LMC	\$60,141.29
			6749751	CV-HRC/FEC/CHN (Housing Resource Center) (Reprogrammed CV Funds)	05X	LMC	\$18,461.31
			6751583	CV-HRC/FEC/CHN (Housing Resource Center) (Reprogrammed CV Funds)	05X	LMC	\$11,684.55



Office of Community Planning and Development  
U.S. Department of Housing and Urban Development  
Integrated Disbursement and Information System  
PR26 - CDBG-CV Financial Summary Report  
DETROIT , MI

DATE: 09-23-24  
TIME: 19:27  
PAGE: 6

Plan Year	IDIS Project	IDIS Activity	Voucher Number	Activity Name	Matrix Code	National Objective	Drawn Amount
2019	21	9188	6751610	CV-HRC/FEC/CHN (Housing Resource Center) (Reprogrammed CV Funds)	05X	LMC	\$11,639.26
			6755857	CV-HRC/FEC/CHN (Housing Resource Center) (Reprogrammed CV Funds)	05X	LMC	\$29,270.21
			6758038	CV-HRC/FEC/CHN (Housing Resource Center) (Reprogrammed CV Funds)	05X	LMC	\$33,611.35
			6761515	CV-HRC/FEC/CHN (Housing Resource Center) (Reprogrammed CV Funds)	05X	LMC	\$13,216.34
			6761521	CV-HRC/FEC/CHN (Housing Resource Center) (Reprogrammed CV Funds)	05X	LMC	\$8,033.14
			6765886	CV-HRC/FEC/CHN (Housing Resource Center) (Reprogrammed CV Funds)	05X	LMC	\$5,097.21
			6768419	CV-HRC/FEC/CHN (Housing Resource Center) (Reprogrammed CV Funds)	05X	LMC	\$28,317.66
			6769057	CV-HRC/FEC/CHN (Housing Resource Center) (Reprogrammed CV Funds)	05X	LMC	\$41,371.80
			6777855	CV-HRC/FEC/CHN (Housing Resource Center) (Reprogrammed CV Funds)	05X	LMC	\$10,083.74
			6779476	CV-HRC/FEC/CHN (Housing Resource Center) (Reprogrammed CV Funds)	05X	LMC	\$7,092.10
			6781981	CV-HRC/FEC/CHN (Housing Resource Center) (Reprogrammed CV Funds)	05X	LMC	\$41,869.13
			6784467	CV-HRC/FEC/CHN (Housing Resource Center) (Reprogrammed CV Funds)	05X	LMC	\$15,788.73
			6786961	CV-HRC/FEC/CHN (Housing Resource Center) (Reprogrammed CV Funds)	05X	LMC	\$11,788.63
			6788348	CV-HRC/FEC/CHN (Housing Resource Center) (Reprogrammed CV Funds)	05X	LMC	\$20,700.15
			6788688	CV-HRC/FEC/CHN (Housing Resource Center) (Reprogrammed CV Funds)	05X	LMC	\$72,981.15
			6788689	CV-HRC/FEC/CHN (Housing Resource Center) (Reprogrammed CV Funds)	05X	LMC	\$7,333.93
			6789604	CV-HRC/FEC/CHN (Housing Resource Center) (Reprogrammed CV Funds)	05X	LMC	\$9,299.85
			6789970	CV-HRC/FEC/CHN (Housing Resource Center) (Reprogrammed CV Funds)	05X	LMC	\$7,430.06
			6790777	CV-HRC/FEC/CHN (Housing Resource Center) (Reprogrammed CV Funds)	05X	LMC	\$35,429.32
			6841595	CV-HRC/FEC/CHN (Housing Resource Center) (Reprogrammed CV Funds)	05X	LMC	\$15,827.70
	23	8824	6498591	CV - Homeless Public Service - Legal Services for Eviction Prevention	05C	LMC	\$94,663.91
			6515808	CV - Homeless Public Service - Legal Services for Eviction Prevention	05C	LMC	\$15,045.58
			6528465	CV - Homeless Public Service - Legal Services for Eviction Prevention	05C	LMC	\$190,731.01
			6540321	CV - Homeless Public Service - Legal Services for Eviction Prevention	05C	LMC	\$248,277.29
			6540934	CV - Homeless Public Service - Legal Services for Eviction Prevention	05C	LMC	\$357,719.45
			6566738	CV - Homeless Public Service - Legal Services for Eviction Prevention	05C	LMC	\$192,979.96
			6589476	CV - Homeless Public Service - Legal Services for Eviction Prevention	05C	LMC	\$205,215.13
			6599494	CV - Homeless Public Service - Legal Services for Eviction Prevention	05C	LMC	\$238,843.60
			6613095	CV - Homeless Public Service - Legal Services for Eviction Prevention	05C	LMC	\$95,402.71
			6625341	CV - Homeless Public Service - Legal Services for Eviction Prevention	05C	LMC	\$138,234.82
			6635034	CV - Homeless Public Service - Legal Services for Eviction Prevention	05C	LMC	\$226,552.57
			6637494	CV - Homeless Public Service - Legal Services for Eviction Prevention	05C	LMC	\$132,202.77
			6644750	CV - Homeless Public Service - Legal Services for Eviction Prevention	05C	LMC	\$153,176.57
			6674851	CV - Homeless Public Service - Legal Services for Eviction Prevention	05C	LMC	\$211,179.14
			6701592	CV - Homeless Public Service - Legal Services for Eviction Prevention	05C	LMC	\$183,356.46
			6719522	CV - Homeless Public Service - Legal Services for Eviction Prevention	05C	LMC	\$12,176.73
			6720305	CV - Homeless Public Service - Legal Services for Eviction Prevention	05C	LMC	\$149,231.58
		9222	6746584	CV-DRMM (Oasis Emergency Shelter) (Reprogrammed CV Funds)	03T	LMC	\$37,067.80
			6749963	CV-DRMM (Oasis Emergency Shelter) (Reprogrammed CV Funds)	03T	LMC	\$29,325.71
			6773187	CV-DRMM (Oasis Emergency Shelter) (Reprogrammed CV Funds)	03T	LMC	\$25,958.01
			6790785	CV-DRMM (Oasis Emergency Shelter) (Reprogrammed CV Funds)	03T	LMC	\$16,443.26
			6811051	CV-DRMM (Oasis Emergency Shelter) (Reprogrammed CV Funds)	03T	LMC	\$37,347.01
			6817810	CV-DRMM (Oasis Emergency Shelter) (Reprogrammed CV Funds)	03T	LMC	\$123,440.08
			6817841	CV-DRMM (Oasis Emergency Shelter) (Reprogrammed CV Funds)	03T	LMC	\$28,061.53





Office of Community Planning and Development  
U.S. Department of Housing and Urban Development  
Integrated Disbursement and Information System  
PR26 - CDBG-CV Financial Summary Report  
DETROIT , MI

DATE: 09-23-24  
TIME: 19:27  
PAGE: 7

Plan Year	IDIS Project	IDIS Activity	Voucher Number	Activity Name	Matrix Code	National Objective	Drawn Amount
2019	24	8825	6586454	CV - Subsistence Payments- Homeless Services	05Q	LMC	\$11,604.55
			6592094	CV - Subsistence Payments- Homeless Services	05Q	LMC	\$1,235.00
			6613112	CV - Subsistence Payments- Homeless Services	05Q	LMC	\$146.20
			6621538	CV - Subsistence Payments- Homeless Services	05Q	LMC	\$283.21
			6622167	CV - Subsistence Payments- Homeless Services	05Q	LMC	\$9,823.45
			6627946	CV - Subsistence Payments- Homeless Services	05Q	LMC	\$2,816.00
			6633545	CV - Subsistence Payments- Homeless Services	05Q	LMC	\$296.70
			6658970	CV - Subsistence Payments- Homeless Services	05Q	LMC	\$669.15
			6673087	CV - Subsistence Payments- Homeless Services	05Q	LMC	\$1,430.00
			6673140	CV - Subsistence Payments- Homeless Services	05Q	LMC	\$10,855.00
			6685083	CV - Subsistence Payments- Homeless Services	05Q	LMC	\$845.00
			6688643	CV - Subsistence Payments- Homeless Services	05Q	LMC	\$760.95
			6711813	CV - Subsistence Payments- Homeless Services	05Q	LMC	\$127.25
			6711814	CV - Subsistence Payments- Homeless Services	05Q	LMC	\$1,858.45
			6714515	CV - Subsistence Payments- Homeless Services	05Q	LMC	\$2,042.95
			6720390	CV - Subsistence Payments- Homeless Services	05Q	LMC	\$222.97
			6722100	CV - Subsistence Payments- Homeless Services	05Q	LMC	\$1,838.75
			6725069	CV - Subsistence Payments- Homeless Services	05Q	LMC	\$1,051.20
			6726060	CV - Subsistence Payments- Homeless Services	05Q	LMC	\$304.50
			6747968	CV - Subsistence Payments- Homeless Services	05Q	LMC	\$1,350.75
			6747971	CV - Subsistence Payments- Homeless Services	05Q	LMC	\$1,120.00
			6758908	CV - Subsistence Payments- Homeless Services	05Q	LMC	\$18,916.78
			6758911	CV - Subsistence Payments- Homeless Services	05Q	LMC	\$25,483.41
			6758917	CV - Subsistence Payments- Homeless Services	05Q	LMC	\$62,050.70
			6761517	CV - Subsistence Payments- Homeless Services	05Q	LMC	\$23,029.17
			6769058	CV - Subsistence Payments- Homeless Services	05Q	LMC	\$13,299.00
			6789600	CV - Subsistence Payments- Homeless Services	05Q	LMC	\$43.50
			6852808	CV - Subsistence Payments- Homeless Services	05Q	LMC	\$20,244.80
			6852809	CV - Subsistence Payments- Homeless Services	05Q	LMC	\$24,990.25
			6873619	CV - Subsistence Payments- Homeless Services	05Q	LMC	\$4,164.89
	25	8826	6528432	CV - Tenant Placement Services - Multi-Family Displacement	08	LMC	\$3,472.95
			6537110	CV - Tenant Placement Services - Multi-Family Displacement	08	LMC	\$8,734.91
			6552798	CV - Tenant Placement Services - Multi-Family Displacement	08	LMC	\$10,428.68
			6565554	CV - Tenant Placement Services - Multi-Family Displacement	08	LMC	\$14,432.43
			6589043	CV - Tenant Placement Services - Multi-Family Displacement	08	LMC	\$9,165.71
			6589103	CV - Tenant Placement Services - Multi-Family Displacement	08	LMC	\$9,392.83
			6599591	CV - Tenant Placement Services - Multi-Family Displacement	08	LMC	\$6,331.61
			6613091	CV - Tenant Placement Services - Multi-Family Displacement	08	LMC	\$7,247.32
			6626825	CV - Tenant Placement Services - Multi-Family Displacement	08	LMC	\$4,352.24
			6640374	CV - Tenant Placement Services - Multi-Family Displacement	08	LMC	\$2,839.21
			6647657	CV - Tenant Placement Services - Multi-Family Displacement	08	LMC	\$3,656.72
			6697767	CV - Tenant Placement Services - Multi-Family Displacement	08	LMC	\$4,163.12
			6710918	CV - Tenant Placement Services - Multi-Family Displacement	08	LMC	\$16,409.45
			6710926	CV - Tenant Placement Services - Multi-Family Displacement	08	LMC	\$2,580.84
			6733578	CV - Tenant Placement Services - Multi-Family Displacement	08	LMC	\$7,268.75
			6733585	CV - Tenant Placement Services - Multi-Family Displacement	08	LMC	\$14,161.48
			6763779	CV - Tenant Placement Services - Multi-Family Displacement	08	LMC	\$11,125.11
			6763781	CV - Tenant Placement Services - Multi-Family Displacement	08	LMC	\$8,453.51
			6763782	CV - Tenant Placement Services - Multi-Family Displacement	08	LMC	\$10,256.90
			6769061	CV - Tenant Placement Services - Multi-Family Displacement	08	LMC	\$8,356.29
			6769553	CV - Tenant Placement Services - Multi-Family Displacement	08	LMC	\$11,814.85
			6781967	CV - Tenant Placement Services - Multi-Family Displacement	08	LMC	\$8,029.98
			6808427	CV - Tenant Placement Services - Multi-Family Displacement	08	LMC	\$5,090.62
			6808428	CV - Tenant Placement Services - Multi-Family Displacement	08	LMC	\$10,012.25
			6808430	CV - Tenant Placement Services - Multi-Family Displacement	08	LMC	\$25,125.70
			6808432	CV - Tenant Placement Services - Multi-Family Displacement	08	LMC	\$15,603.87
			6833161	CV - Tenant Placement Services - Multi-Family Displacement	08	LMC	\$5,501.88
			6847842	CV - Tenant Placement Services - Multi-Family Displacement	08	LMC	\$7,287.76
			6849481	CV - Tenant Placement Services - Multi-Family Displacement	08	LMC	\$1,736.86
			6891730	CV - Tenant Placement Services - Multi-Family Displacement	08	LMC	\$12,164.83
	26	8827	6499965	CV - Subsistence Payments - Homeless Prevention Eviction Avoidance	05Q	LMC	\$18,917.42



Office of Community Planning and Development  
U.S. Department of Housing and Urban Development  
Integrated Disbursement and Information System  
PR26 - CDBG-CV Financial Summary Report  
DETROIT , MI

DATE: 09-23-24  
TIME: 19:27  
PAGE: 8

Plan Year	IDIS Project	IDIS Activity	Voucher Number	Activity Name	Matrix Code	National Objective	Drawn Amount
2019	26	8827	6514615	CV - Subsistence Payments - Homeless Prevention Eviction Avoidance	05Q	LMC	\$3,388.88
			6528446	CV - Subsistence Payments - Homeless Prevention Eviction Avoidance	05Q	LMC	\$9,028.96
			6534210	CV - Subsistence Payments - Homeless Prevention Eviction Avoidance	05Q	LMC	\$4,717.14
			6557406	CV - Subsistence Payments - Homeless Prevention Eviction Avoidance	05Q	LMC	\$5,461.77
			6589112	CV - Subsistence Payments - Homeless Prevention Eviction Avoidance	05Q	LMC	\$5,390.34
			6589231	CV - Subsistence Payments - Homeless Prevention Eviction Avoidance	05Q	LMC	\$3,242.31
			6589458	CV - Subsistence Payments - Homeless Prevention Eviction Avoidance	05Q	LMC	\$8,852.38
			6604771	CV - Subsistence Payments - Homeless Prevention Eviction Avoidance	05Q	LMC	\$11,992.21
			6613054	CV - Subsistence Payments - Homeless Prevention Eviction Avoidance	05Q	LMC	\$50,000.00
			6620397	CV - Subsistence Payments - Homeless Prevention Eviction Avoidance	05Q	LMC	\$12,251.51
			6635756	CV - Subsistence Payments - Homeless Prevention Eviction Avoidance	05Q	LMC	\$40,791.39
			6644768	CV - Subsistence Payments - Homeless Prevention Eviction Avoidance	05Q	LMC	\$110,725.37
			6674849	CV - Subsistence Payments - Homeless Prevention Eviction Avoidance	05Q	LMC	\$104,079.33
			6697931	CV - Subsistence Payments - Homeless Prevention Eviction Avoidance	05Q	LMC	\$90,294.06
			6701593	CV - Subsistence Payments - Homeless Prevention Eviction Avoidance	05Q	LMC	\$203,489.09
			6710117	CV - Subsistence Payments - Homeless Prevention Eviction Avoidance	05Q	LMC	\$128,543.25
			6710754	CV - Subsistence Payments - Homeless Prevention Eviction Avoidance	05Q	LMC	\$44,649.84
			6713352	CV - Subsistence Payments - Homeless Prevention Eviction Avoidance	05Q	LMC	\$25,980.82
			6719518	CV - Subsistence Payments - Homeless Prevention Eviction Avoidance	05Q	LMC	\$66,426.86
			6746509	CV - Subsistence Payments - Homeless Prevention Eviction Avoidance	05Q	LMC	\$188,373.87
		9190	6852806	CV-Code Blue (03T) (Reprogrammed CV Funds)	03T	LMC	\$755.93
			6852807	CV-Code Blue (03T) (Reprogrammed CV Funds)	03T	LMC	\$12,897.37
			6867815	CV-Code Blue (03T) (Reprogrammed CV Funds)	03T	LMC	\$7,630.58
			6867822	CV-Code Blue (03T) (Reprogrammed CV Funds)	03T	LMC	\$17,144.56
			6868831	CV-Code Blue (03T) (Reprogrammed CV Funds)	03T	LMC	\$10,964.75
			6868832	CV-Code Blue (03T) (Reprogrammed CV Funds)	03T	LMC	\$10,812.05
			6873557	CV-Code Blue (03T) (Reprogrammed CV Funds)	03T	LMC	\$365.00
			6873567	CV-Code Blue (03T) (Reprogrammed CV Funds)	03T	LMC	\$1,076.50
			6875426	CV-Code Blue (03T) (Reprogrammed CV Funds)	03T	LMC	\$6,726.06
			6900438	CV-Code Blue (03T) (Reprogrammed CV Funds)	03T	LMC	\$370.83
		9192	6720360	CV-Community Home Supports/Sheltered Housing Placements (Reprogrammed CV Funds)	03T	LMC	\$2,066.97
			6720390	CV-Community Home Supports/Sheltered Housing Placements (Reprogrammed CV Funds)	03T	LMC	\$158.64
			6735255	CV-Community Home Supports/Sheltered Housing Placements (Reprogrammed CV Funds)	03T	LMC	\$9,829.47
			6736427	CV-Community Home Supports/Sheltered Housing Placements (Reprogrammed CV Funds)	03T	LMC	\$3,740.35
			6744736	CV-Community Home Supports/Sheltered Housing Placements (Reprogrammed CV Funds)	03T	LMC	\$15,610.50
			6773010	CV-Community Home Supports/Sheltered Housing Placements (Reprogrammed CV Funds)	03T	LMC	\$37,237.26
			6777854	CV-Community Home Supports/Sheltered Housing Placements (Reprogrammed CV Funds)	03T	LMC	\$40,708.01
			6788350	CV-Community Home Supports/Sheltered Housing Placements (Reprogrammed CV Funds)	03T	LMC	\$59,887.36
			6800797	CV-Community Home Supports/Sheltered Housing Placements (Reprogrammed CV Funds)	03T	LMC	\$77,238.95
			6808411	CV-Community Home Supports/Sheltered Housing Placements (Reprogrammed CV Funds)	03T	LMC	\$21,634.89
			6831770	CV-Community Home Supports/Sheltered Housing Placements (Reprogrammed CV Funds)	03T	LMC	\$20,614.80
			6833722	CV-Community Home Supports/Sheltered Housing Placements (Reprogrammed CV Funds)	03T	LMC	\$1,375.39
			6846872	CV-Community Home Supports/Sheltered Housing Placements (Reprogrammed CV Funds)	03T	LMC	\$7,101.54
	28	8955	6564344	CV-Affordable Housing - Sugar Hill (Develop Detroit, Inc.)	03G	LMA	\$463,954.89
			6768428	CV-Affordable Housing - Sugar Hill (Develop Detroit, Inc.)	03G	LMA	\$36,045.11
	29	8830	6735429	CV - Senior Emergency Home Repair	14A	LMH	\$11,056.50
			6735430	CV - Senior Emergency Home Repair	14A	LMH	\$16,773.00
			6736209	CV - Senior Emergency Home Repair	14A	LMH	\$19,890.00
			6736217	CV - Senior Emergency Home Repair	14A	LMH	\$16,623.00
			6740571	CV - Senior Emergency Home Repair	14A	LMH	\$6,017.50



Office of Community Planning and Development  
U.S. Department of Housing and Urban Development  
Integrated Disbursement and Information System  
PR26 - CDBG-CV Financial Summary Report  
DETROIT , MI

DATE: 09-23-24  
TIME: 19:27  
PAGE: 9

Plan Year	IDIS Project	IDIS Activity	Voucher Number	Activity Name	Matrix Code	National Objective	Drawn Amount
2019	29	8830	6740895	CV - Senior Emergency Home Repair	14A	LMH	\$24,794.00
			6743896	CV - Senior Emergency Home Repair	14A	LMH	\$9,820.00
			6744107	CV - Senior Emergency Home Repair	14A	LMH	\$19,827.00
			6744305	CV - Senior Emergency Home Repair	14A	LMH	\$16,221.00
			6746580	CV - Senior Emergency Home Repair	14A	LMH	\$15,846.00
			6747005	CV - Senior Emergency Home Repair	14A	LMH	\$14,865.00
			6747964	CV - Senior Emergency Home Repair	14A	LMH	\$29,145.00
			6756598	CV - Senior Emergency Home Repair	14A	LMH	\$17,640.00
			6759592	CV - Senior Emergency Home Repair	14A	LMH	\$19,500.00
			6760142	CV - Senior Emergency Home Repair	14A	LMH	\$14,984.00
			6763764	CV - Senior Emergency Home Repair	14A	LMH	\$18,600.00
			6773184	CV - Senior Emergency Home Repair	14A	LMH	\$23,740.00
			6774006	CV - Senior Emergency Home Repair	14A	LMH	\$14,310.00
			6776218	CV - Senior Emergency Home Repair	14A	LMH	\$8,779.50
			6776228	CV - Senior Emergency Home Repair	14A	LMH	\$21,840.00
			6776620	CV - Senior Emergency Home Repair	14A	LMH	\$16,285.00
			6777625	CV - Senior Emergency Home Repair	14A	LMH	\$14,444.00
			6780464	CV - Senior Emergency Home Repair	14A	LMH	\$22,317.00
			6783428	CV - Senior Emergency Home Repair	14A	LMH	\$14,875.00
			6784087	CV - Senior Emergency Home Repair	14A	LMH	\$15,265.00
			6786955	CV - Senior Emergency Home Repair	14A	LMH	\$26,630.15
			6788681	CV - Senior Emergency Home Repair	14A	LMH	\$0.30
	35	8953	6613160	CDBG-CV3 - NSO Public Facility/Construction	03C	LMC	\$4,500.00
			6613495	CDBG-CV3 - NSO Public Facility/Construction	03C	LMC	\$70,731.90
			6614689	CDBG-CV3 - NSO Public Facility/Construction	03C	LMC	\$67,792.90
			6619073	CDBG-CV3 - NSO Public Facility/Construction	03C	LMC	\$2,700.00
			6627963	CDBG-CV3 - NSO Public Facility/Construction	03C	LMC	\$78,708.60
			6658704	CDBG-CV3 - NSO Public Facility/Construction	03C	LMC	\$557,618.78
			6662014	CDBG-CV3 - NSO Public Facility/Construction	03C	LMC	\$958,537.94
			6670382	CDBG-CV3 - NSO Public Facility/Construction	03C	LMC	\$536,460.84
			6692402	CDBG-CV3 - NSO Public Facility/Construction	03C	LMC	\$845,381.05
			6695246	CDBG-CV3 - NSO Public Facility/Construction	03C	LMC	\$869,342.38
			6813714	CDBG-CV3 - NSO Public Facility/Construction	03C	LMC	\$140,494.61
			<b>Total</b>				
						<b>\$12,960,810.40</b>	

LINE 16 DETAIL: ACTIVITIES INCLUDED IN THE COMPUTATION OF LINE 16

Plan Year	IDIS Project	IDIS Activity	Voucher Number	Activity Name	Matrix Code	National Objective	Drawn Amount
2019	20	8809	6455875	CV-Public Service - Senior Services (2019)	05A	LMC	\$2,405.77
			6455880	CV-Public Service - Senior Services (2019)	05A	LMC	\$2,785.17
			6478208	CV-Public Service - Senior Services (2019)	05A	LMC	\$9,167.31
			6491260	CV-Public Service - Senior Services (2019)	05A	LMC	\$11,954.93
			6491988	CV-Public Service - Senior Services (2019)	05A	LMC	\$9,473.30
			6492008	CV-Public Service - Senior Services (2019)	05A	LMC	\$6,164.36
			6555926	CV-Public Service - Senior Services (2019)	05A	LMC	\$8,239.47
			6555931	CV-Public Service - Senior Services (2019)	05A	LMC	\$12,356.15
			6555941	CV-Public Service - Senior Services (2019)	05A	LMC	\$18,457.63
			6556699	CV-Public Service - Senior Services (2019)	05A	LMC	\$7,438.58
			6566307	CV-Public Service - Senior Services (2019)	05A	LMC	\$6,416.72
			6569075	CV-Public Service - Senior Services (2019)	05A	LMC	\$16,471.66
			6578079	CV-Public Service - Senior Services (2019)	05A	LMC	\$31,741.95
			6584239	CV-Public Service - Senior Services (2019)	05A	LMC	\$33,276.01
			6596386	CV-Public Service - Senior Services (2019)	05A	LMC	\$25,932.69
			6604765	CV-Public Service - Senior Services (2019)	05A	LMC	\$30,710.92
			6614188	CV-Public Service - Senior Services (2019)	05A	LMC	\$14,261.49
			6624839	CV-Public Service - Senior Services (2019)	05A	LMC	\$10,661.50
			6641538	CV-Public Service - Senior Services (2019)	05A	LMC	\$9,262.73
			6650004	CV-Public Service - Senior Services (2019)	05A	LMC	\$4,727.14
			6664699	CV-Public Service - Senior Services (2019)	05A	LMC	\$3,094.52



Office of Community Planning and Development  
U.S. Department of Housing and Urban Development  
Integrated Disbursement and Information System  
PR26 - CDBG-CV Financial Summary Report  
DETROIT , MI

DATE: 09-23-24  
TIME: 19:27  
PAGE: 10

Plan Year	IDIS Project	IDIS Activity	Voucher Number	Activity Name	Matrix Code	National Objective	Drawn Amount
2019	20	9189	6738837	CV-St. Patrick Senior Center (Reprogrammed CV Funds)	05A	LMC	\$7,600.82
			6738855	CV-St. Patrick Senior Center (Reprogrammed CV Funds)	05A	LMC	\$8,920.82
			6741519	CV-St. Patrick Senior Center (Reprogrammed CV Funds)	05A	LMC	\$6,130.82
			6741523	CV-St. Patrick Senior Center (Reprogrammed CV Funds)	05A	LMC	\$11,229.28
			6752874	CV-St. Patrick Senior Center (Reprogrammed CV Funds)	05A	LMC	\$35,895.06
			6760788	CV-St. Patrick Senior Center (Reprogrammed CV Funds)	05A	LMC	\$37,824.50
			6776224	CV-St. Patrick Senior Center (Reprogrammed CV Funds)	05A	LMC	\$41,121.16
			6790048	CV-St. Patrick Senior Center (Reprogrammed CV Funds)	05A	LMC	\$19,813.31
			6800756	CV-St. Patrick Senior Center (Reprogrammed CV Funds)	05A	LMC	\$32,192.73
	21	8810	6511646	CV-Housing and Financial Counseling (2019)	05X	LMC	\$1,441.80
			6515812	CV-Housing and Financial Counseling (2019)	05X	LMC	\$1,872.40
			6524221	CV-Housing and Financial Counseling (2019)	05X	LMC	\$2,136.26
			6524222	CV-Housing and Financial Counseling (2019)	05X	LMC	\$2,000.00
			6527297	CV-Housing and Financial Counseling (2019)	05X	LMC	\$3,428.95
			6527396	CV-Housing and Financial Counseling (2019)	05X	LMC	\$5,002.53
			6527397	CV-Housing and Financial Counseling (2019)	05X	LMC	\$4,272.48
			6527400	CV-Housing and Financial Counseling (2019)	05X	LMC	\$57,146.93
			6528439	CV-Housing and Financial Counseling (2019)	05X	LMC	\$5,991.23
			6528705	CV-Housing and Financial Counseling (2019)	05X	LMC	\$2,632.29
			6528708	CV-Housing and Financial Counseling (2019)	05X	LMC	\$700.76
			6528721	CV-Housing and Financial Counseling (2019)	05X	LMC	\$7,673.13
			6528756	CV-Housing and Financial Counseling (2019)	05X	LMC	\$3,836.33
			6536437	CV-Housing and Financial Counseling (2019)	05X	LMC	\$15,501.24
			6536470	CV-Housing and Financial Counseling (2019)	05X	LMC	\$12,498.81
			6539275	CV-Housing and Financial Counseling (2019)	05X	LMC	\$4,798.38
			6540025	CV-Housing and Financial Counseling (2019)	05X	LMC	\$5,350.31
			6540309	CV-Housing and Financial Counseling (2019)	05X	LMC	\$12,876.51
			6540926	CV-Housing and Financial Counseling (2019)	05X	LMC	\$11,870.75
			6541713	CV-Housing and Financial Counseling (2019)	05X	LMC	\$10,832.16
			6543164	CV-Housing and Financial Counseling (2019)	05X	LMC	\$33,692.24
			6543167	CV-Housing and Financial Counseling (2019)	05X	LMC	\$23,516.96
			6544518	CV-Housing and Financial Counseling (2019)	05X	LMC	\$6,796.80
			6545031	CV-Housing and Financial Counseling (2019)	05X	LMC	\$6,313.26
			6547520	CV-Housing and Financial Counseling (2019)	05X	LMC	\$5,254.86
			6551566	CV-Housing and Financial Counseling (2019)	05X	LMC	\$7,801.15
			6555749	CV-Housing and Financial Counseling (2019)	05X	LMC	\$11,980.02
			6556210	CV-Housing and Financial Counseling (2019)	05X	LMC	\$6,975.31
			6557376	CV-Housing and Financial Counseling (2019)	05X	LMC	\$23,528.35
			6557383	CV-Housing and Financial Counseling (2019)	05X	LMC	\$11,333.91
			6557395	CV-Housing and Financial Counseling (2019)	05X	LMC	\$12,954.72
			6559215	CV-Housing and Financial Counseling (2019)	05X	LMC	\$22,475.67
			6559922	CV-Housing and Financial Counseling (2019)	05X	LMC	\$27,527.44
			6559933	CV-Housing and Financial Counseling (2019)	05X	LMC	\$11,537.02
			6560775	CV-Housing and Financial Counseling (2019)	05X	LMC	\$14,858.86
			6561159	CV-Housing and Financial Counseling (2019)	05X	LMC	\$9,593.82
			6562485	CV-Housing and Financial Counseling (2019)	05X	LMC	\$7,616.13
			6563331	CV-Housing and Financial Counseling (2019)	05X	LMC	\$5,350.32
			6565560	CV-Housing and Financial Counseling (2019)	05X	LMC	\$12,192.85
			6566311	CV-Housing and Financial Counseling (2019)	05X	LMC	\$4,145.99
			6566325	CV-Housing and Financial Counseling (2019)	05X	LMC	\$14,475.08
			6573822	CV-Housing and Financial Counseling (2019)	05X	LMC	\$3,428.96
			6573829	CV-Housing and Financial Counseling (2019)	05X	LMC	\$7,828.83
			6573873	CV-Housing and Financial Counseling (2019)	05X	LMC	\$6,150.32
			6574426	CV-Housing and Financial Counseling (2019)	05X	LMC	\$8,495.86
			6574627	CV-Housing and Financial Counseling (2019)	05X	LMC	\$1,000.00
			6578231	CV-Housing and Financial Counseling (2019)	05X	LMC	\$12,066.21
			6578276	CV-Housing and Financial Counseling (2019)	05X	LMC	\$12,240.02
			6582429	CV-Housing and Financial Counseling (2019)	05X	LMC	\$3,428.96
			6583875	CV-Housing and Financial Counseling (2019)	05X	LMC	\$5,516.47
			6585812	CV-Housing and Financial Counseling (2019)	05X	LMC	\$8,727.31
			6585845	CV-Housing and Financial Counseling (2019)	05X	LMC	\$10,408.48





Office of Community Planning and Development  
U.S. Department of Housing and Urban Development  
Integrated Disbursement and Information System  
PR26 - CDBG-CV Financial Summary Report  
DETROIT , MI

DATE: 09-23-24  
TIME: 19:27  
PAGE: 11

Plan Year	IDIS Project	IDIS Activity	Voucher Number	Activity Name	Matrix Code	National Objective	Drawn Amount
2019	21	8810	6588958	CV-Housing and Financial Counseling (2019)	05X	LMC	\$11,467.95
			6590155	CV-Housing and Financial Counseling (2019)	05X	LMC	\$3,428.96
			6591805	CV-Housing and Financial Counseling (2019)	05X	LMC	\$21,518.81
			6591829	CV-Housing and Financial Counseling (2019)	05X	LMC	\$8,016.61
			6592918	CV-Housing and Financial Counseling (2019)	05X	LMC	\$8,537.57
			6593260	CV-Housing and Financial Counseling (2019)	05X	LMC	\$4,681.51
			6608618	CV-Housing and Financial Counseling (2019)	05X	LMC	\$9,309.96
			6608766	CV-Housing and Financial Counseling (2019)	05X	LMC	\$12,681.82
			6608776	CV-Housing and Financial Counseling (2019)	05X	LMC	\$3,428.96
			6608781	CV-Housing and Financial Counseling (2019)	05X	LMC	\$2,024.07
			6609375	CV-Housing and Financial Counseling (2019)	05X	LMC	\$5,200.32
			6610075	CV-Housing and Financial Counseling (2019)	05X	LMC	\$10,772.60
			6614194	CV-Housing and Financial Counseling (2019)	05X	LMC	\$11,349.37
			6614209	CV-Housing and Financial Counseling (2019)	05X	LMC	\$5,267.17
			6614217	CV-Housing and Financial Counseling (2019)	05X	LMC	\$3,284.96
			6615824	CV-Housing and Financial Counseling (2019)	05X	LMC	\$19,288.21
			6619111	CV-Housing and Financial Counseling (2019)	05X	LMC	\$5,034.91
			6629424	CV-Housing and Financial Counseling (2019)	05X	LMC	\$16,692.57
			6629426	CV-Housing and Financial Counseling (2019)	05X	LMC	\$18,741.12
			6631040	CV-Housing and Financial Counseling (2019)	05X	LMC	\$1,890.96
			6631063	CV-Housing and Financial Counseling (2019)	05X	LMC	\$1,086.92
			6631287	CV-Housing and Financial Counseling (2019)	05X	LMC	\$19,158.96
			6631345	CV-Housing and Financial Counseling (2019)	05X	LMC	\$8,832.95
			6633543	CV-Housing and Financial Counseling (2019)	05X	LMC	\$6,777.02
			6633679	CV-Housing and Financial Counseling (2019)	05X	LMC	\$5,020.58
			6633715	CV-Housing and Financial Counseling (2019)	05X	LMC	\$5,079.35
			6636370	CV-Housing and Financial Counseling (2019)	05X	LMC	\$10,959.90
			6640281	CV-Housing and Financial Counseling (2019)	05X	LMC	\$75,900.76
			6640290	CV-Housing and Financial Counseling (2019)	05X	LMC	\$7,563.94
			6640889	CV-Housing and Financial Counseling (2019)	05X	LMC	\$19,144.26
			6640892	CV-Housing and Financial Counseling (2019)	05X	LMC	\$6,330.22
			6641613	CV-Housing and Financial Counseling (2019)	05X	LMC	\$21,922.93
			6641617	CV-Housing and Financial Counseling (2019)	05X	LMC	\$5,301.70
			6641626	CV-Housing and Financial Counseling (2019)	05X	LMC	\$1,936.13
			6648401	CV-Housing and Financial Counseling (2019)	05X	LMC	\$8,995.29
			6649913	CV-Housing and Financial Counseling (2019)	05X	LMC	\$19,516.33
			6650008	CV-Housing and Financial Counseling (2019)	05X	LMC	\$6,350.31
			6654021	CV-Housing and Financial Counseling (2019)	05X	LMC	\$2,760.12
			6654045	CV-Housing and Financial Counseling (2019)	05X	LMC	\$5,208.39
			6655670	CV-Housing and Financial Counseling (2019)	05X	LMC	\$1,230.78
			6655675	CV-Housing and Financial Counseling (2019)	05X	LMC	\$3,041.30
			6655676	CV-Housing and Financial Counseling (2019)	05X	LMC	\$2,260.40
			6655677	CV-Housing and Financial Counseling (2019)	05X	LMC	\$4,861.00
			6659859	CV-Housing and Financial Counseling (2019)	05X	LMC	\$6,482.17
			6664696	CV-Housing and Financial Counseling (2019)	05X	LMC	\$10,976.03
			6667166	CV-Housing and Financial Counseling (2019)	05X	LMC	\$5,301.70
			6667791	CV-Housing and Financial Counseling (2019)	05X	LMC	\$1,711.78
			6670343	CV-Housing and Financial Counseling (2019)	05X	LMC	\$6,801.72
			6670347	CV-Housing and Financial Counseling (2019)	05X	LMC	\$6,580.12
			6674743	CV-Housing and Financial Counseling (2019)	05X	LMC	\$6,784.98
			6679365	CV-Housing and Financial Counseling (2019)	05X	LMC	\$5,490.93
			6679977	CV-Housing and Financial Counseling (2019)	05X	LMC	\$2,325.93
			6682621	CV-Housing and Financial Counseling (2019)	05X	LMC	\$8,940.78
			6685422	CV-Housing and Financial Counseling (2019)	05X	LMC	\$12,340.33
			6685424	CV-Housing and Financial Counseling (2019)	05X	LMC	\$27,647.78
			6687821	CV-Housing and Financial Counseling (2019)	05X	LMC	\$22,586.07
			6687874	CV-Housing and Financial Counseling (2019)	05X	LMC	\$6,482.30
			6689959	CV-Housing and Financial Counseling (2019)	05X	LMC	\$19,172.14
			6690054	CV-Housing and Financial Counseling (2019)	05X	LMC	\$17,821.45
			6690057	CV-Housing and Financial Counseling (2019)	05X	LMC	\$6,340.72
			6690062	CV-Housing and Financial Counseling (2019)	05X	LMC	\$1,230.11



Office of Community Planning and Development  
U.S. Department of Housing and Urban Development  
Integrated Disbursement and Information System  
PR26 - CDBG-CV Financial Summary Report  
DETROIT , MI

DATE: 09-23-24  
TIME: 19:27  
PAGE: 12

Plan Year	IDIS Project	IDIS Activity	Voucher Number	Activity Name	Matrix Code	National Objective	Drawn Amount
2019	21	8810	6690124	CV-Housing and Financial Counseling (2019)	05X	LMC	\$5,680.71
			6700121	CV-Housing and Financial Counseling (2019)	05X	LMC	\$6,171.34
			6701591	CV-Housing and Financial Counseling (2019)	05X	LMC	\$14,633.14
			6701596	CV-Housing and Financial Counseling (2019)	05X	LMC	\$23,348.70
			6701600	CV-Housing and Financial Counseling (2019)	05X	LMC	\$4,620.37
			6711742	CV-Housing and Financial Counseling (2019)	05X	LMC	\$8,075.21
			6712026	CV-Housing and Financial Counseling (2019)	05X	LMC	\$8,003.71
			6712035	CV-Housing and Financial Counseling (2019)	05X	LMC	\$18,607.84
			6712038	CV-Housing and Financial Counseling (2019)	05X	LMC	\$481.33
			6712042	CV-Housing and Financial Counseling (2019)	05X	LMC	\$7,187.91
			6713352	CV-Housing and Financial Counseling (2019)	05X	LMC	\$4,956.55
			6719444	CV-Housing and Financial Counseling (2019)	05X	LMC	\$11,076.25
			6720390	CV-Housing and Financial Counseling (2019)	05X	LMC	\$9,155.02
			6722082	CV-Housing and Financial Counseling (2019)	05X	LMC	\$8,115.13
			6723143	CV-Housing and Financial Counseling (2019)	05X	LMC	\$18,777.34
			6723144	CV-Housing and Financial Counseling (2019)	05X	LMC	\$13,616.92
			6723145	CV-Housing and Financial Counseling (2019)	05X	LMC	\$12,867.20
			6724083	CV-Housing and Financial Counseling (2019)	05X	LMC	\$18,239.64
			6726429	CV-Housing and Financial Counseling (2019)	05X	LMC	\$3,428.96
			6731960	CV-Housing and Financial Counseling (2019)	05X	LMC	\$7,088.93
			6735244	CV-Housing and Financial Counseling (2019)	05X	LMC	\$11,319.64
			6735252	CV-Housing and Financial Counseling (2019)	05X	LMC	\$2,743.06
			6736708	CV-Housing and Financial Counseling (2019)	05X	LMC	\$25,949.02
			6740105	CV-Housing and Financial Counseling (2019)	05X	LMC	\$6,376.19
			6743902	CV-Housing and Financial Counseling (2019)	05X	LMC	\$7,820.56
			6744725	CV-Housing and Financial Counseling (2019)	05X	LMC	\$7,088.93
			6748608	CV-Housing and Financial Counseling (2019)	05X	LMC	\$274.73
			6751571	CV-Housing and Financial Counseling (2019)	05X	LMC	\$7,735.40
			6761480	CV-Housing and Financial Counseling (2019)	05X	LMC	\$17,477.91
			6761516	CV-Housing and Financial Counseling (2019)	05X	LMC	\$9,736.65
			6768089	CV-Housing and Financial Counseling (2019)	05X	LMC	\$18,840.41
			6771358	CV-Housing and Financial Counseling (2019)	05X	LMC	\$17,972.67
			6784461	CV-Housing and Financial Counseling (2019)	05X	LMC	\$9,076.15
			6790796	CV-Housing and Financial Counseling (2019)	05X	LMC	\$15,506.04
		9188	6740090	CV-HRC/FEC/CHN (Housing Resource Center) (Reprogrammed CV Funds)	05X	LMC	\$27,455.20
			6740095	CV-HRC/FEC/CHN (Housing Resource Center) (Reprogrammed CV Funds)	05X	LMC	\$8,840.48
			6743932	CV-HRC/FEC/CHN (Housing Resource Center) (Reprogrammed CV Funds)	05X	LMC	\$32,306.30
			6744313	CV-HRC/FEC/CHN (Housing Resource Center) (Reprogrammed CV Funds)	05X	LMC	\$9,898.18
			6744719	CV-HRC/FEC/CHN (Housing Resource Center) (Reprogrammed CV Funds)	05X	LMC	\$43,721.37
			6745498	CV-HRC/FEC/CHN (Housing Resource Center) (Reprogrammed CV Funds)	05X	LMC	\$8,777.06
			6745505	CV-HRC/FEC/CHN (Housing Resource Center) (Reprogrammed CV Funds)	05X	LMC	\$7,848.33
			6746541	CV-HRC/FEC/CHN (Housing Resource Center) (Reprogrammed CV Funds)	05X	LMC	\$7,848.33
			6746546	CV-HRC/FEC/CHN (Housing Resource Center) (Reprogrammed CV Funds)	05X	LMC	\$16,048.50
			6746576	CV-HRC/FEC/CHN (Housing Resource Center) (Reprogrammed CV Funds)	05X	LMC	\$7,284.12
			6746601	CV-HRC/FEC/CHN (Housing Resource Center) (Reprogrammed CV Funds)	05X	LMC	\$2,910.84
			6746603	CV-HRC/FEC/CHN (Housing Resource Center) (Reprogrammed CV Funds)	05X	LMC	\$2,910.84
			6746606	CV-HRC/FEC/CHN (Housing Resource Center) (Reprogrammed CV Funds)	05X	LMC	\$3,405.84
			6747000	CV-HRC/FEC/CHN (Housing Resource Center) (Reprogrammed CV Funds)	05X	LMC	\$2,910.84



Office of Community Planning and Development  
U.S. Department of Housing and Urban Development  
Integrated Disbursement and Information System  
PR26 - CDBG-CV Financial Summary Report  
DETROIT , MI

DATE: 09-23-24  
TIME: 19:27  
PAGE: 13

Plan Year	IDIS Project	IDIS Activity	Voucher Number	Activity Name	Matrix Code	National Objective	Drawn Amount
2019	21	9188	6748027	CV-HRC/FEC/CHN (Housing Resource Center) (Reprogrammed CV Funds)	05X	LMC	\$43,268.87
			6748612	CV-HRC/FEC/CHN (Housing Resource Center) (Reprogrammed CV Funds)	05X	LMC	\$7,540.83
			6749746	CV-HRC/FEC/CHN (Housing Resource Center) (Reprogrammed CV Funds)	05X	LMC	\$60,141.29
			6749751	CV-HRC/FEC/CHN (Housing Resource Center) (Reprogrammed CV Funds)	05X	LMC	\$18,461.31
			6751583	CV-HRC/FEC/CHN (Housing Resource Center) (Reprogrammed CV Funds)	05X	LMC	\$11,684.55
			6751610	CV-HRC/FEC/CHN (Housing Resource Center) (Reprogrammed CV Funds)	05X	LMC	\$11,639.26
			6755857	CV-HRC/FEC/CHN (Housing Resource Center) (Reprogrammed CV Funds)	05X	LMC	\$29,270.21
			6758038	CV-HRC/FEC/CHN (Housing Resource Center) (Reprogrammed CV Funds)	05X	LMC	\$33,611.35
			6761515	CV-HRC/FEC/CHN (Housing Resource Center) (Reprogrammed CV Funds)	05X	LMC	\$13,216.34
			6761521	CV-HRC/FEC/CHN (Housing Resource Center) (Reprogrammed CV Funds)	05X	LMC	\$8,033.14
			6765886	CV-HRC/FEC/CHN (Housing Resource Center) (Reprogrammed CV Funds)	05X	LMC	\$5,097.21
			6768419	CV-HRC/FEC/CHN (Housing Resource Center) (Reprogrammed CV Funds)	05X	LMC	\$28,317.66
			6769057	CV-HRC/FEC/CHN (Housing Resource Center) (Reprogrammed CV Funds)	05X	LMC	\$41,371.80
			6777855	CV-HRC/FEC/CHN (Housing Resource Center) (Reprogrammed CV Funds)	05X	LMC	\$10,083.74
			6779476	CV-HRC/FEC/CHN (Housing Resource Center) (Reprogrammed CV Funds)	05X	LMC	\$7,092.10
			6781981	CV-HRC/FEC/CHN (Housing Resource Center) (Reprogrammed CV Funds)	05X	LMC	\$41,869.13
			6784467	CV-HRC/FEC/CHN (Housing Resource Center) (Reprogrammed CV Funds)	05X	LMC	\$15,788.73
			6786961	CV-HRC/FEC/CHN (Housing Resource Center) (Reprogrammed CV Funds)	05X	LMC	\$11,788.63
			6788348	CV-HRC/FEC/CHN (Housing Resource Center) (Reprogrammed CV Funds)	05X	LMC	\$20,700.15
			6788688	CV-HRC/FEC/CHN (Housing Resource Center) (Reprogrammed CV Funds)	05X	LMC	\$72,981.15
			6788689	CV-HRC/FEC/CHN (Housing Resource Center) (Reprogrammed CV Funds)	05X	LMC	\$7,333.93
			6789604	CV-HRC/FEC/CHN (Housing Resource Center) (Reprogrammed CV Funds)	05X	LMC	\$9,299.85
			6789970	CV-HRC/FEC/CHN (Housing Resource Center) (Reprogrammed CV Funds)	05X	LMC	\$7,430.06
			6790777	CV-HRC/FEC/CHN (Housing Resource Center) (Reprogrammed CV Funds)	05X	LMC	\$35,429.32
			6841595	CV-HRC/FEC/CHN (Housing Resource Center) (Reprogrammed CV Funds)	05X	LMC	\$15,827.70
23	8824		6498591	CV - Homeless Public Service - Legal Services for Eviction Prevention	05C	LMC	\$94,663.91
			6515808	CV - Homeless Public Service - Legal Services for Eviction Prevention	05C	LMC	\$15,045.58
			6528465	CV - Homeless Public Service - Legal Services for Eviction Prevention	05C	LMC	\$190,731.01
			6540321	CV - Homeless Public Service - Legal Services for Eviction Prevention	05C	LMC	\$248,277.29
			6540934	CV - Homeless Public Service - Legal Services for Eviction Prevention	05C	LMC	\$357,719.45
			6566738	CV - Homeless Public Service - Legal Services for Eviction Prevention	05C	LMC	\$192,979.96
			6589476	CV - Homeless Public Service - Legal Services for Eviction Prevention	05C	LMC	\$205,215.13
			6599494	CV - Homeless Public Service - Legal Services for Eviction Prevention	05C	LMC	\$238,843.60
			6613095	CV - Homeless Public Service - Legal Services for Eviction Prevention	05C	LMC	\$95,402.71
			6625341	CV - Homeless Public Service - Legal Services for Eviction Prevention	05C	LMC	\$138,234.82
			6635034	CV - Homeless Public Service - Legal Services for Eviction Prevention	05C	LMC	\$226,552.57
			6637494	CV - Homeless Public Service - Legal Services for Eviction Prevention	05C	LMC	\$132,202.77
			6644750	CV - Homeless Public Service - Legal Services for Eviction Prevention	05C	LMC	\$153,176.57
			6674851	CV - Homeless Public Service - Legal Services for Eviction Prevention	05C	LMC	\$211,179.14
			6701592	CV - Homeless Public Service - Legal Services for Eviction Prevention	05C	LMC	\$183,356.46



Office of Community Planning and Development  
U.S. Department of Housing and Urban Development  
Integrated Disbursement and Information System  
PR26 - CDBG-CV Financial Summary Report  
DETROIT , MI

DATE: 09-23-24  
TIME: 19:27  
PAGE: 14

Plan Year	IDIS Project	IDIS Activity	Voucher Number	Activity Name	Matrix Code	National Objective	Drawn Amount
2019	23	8824	6719522	CV - Homeless Public Service - Legal Services for Eviction Prevention	05C	LMC	\$12,176.73
			6720305	CV - Homeless Public Service - Legal Services for Eviction Prevention	05C	LMC	\$149,231.58
		9222	6746584	CV-DRMM (Oasis Emergency Shelter) (Reprogrammed CV Funds)	03T	LMC	\$37,067.80
			6749963	CV-DRMM (Oasis Emergency Shelter) (Reprogrammed CV Funds)	03T	LMC	\$29,325.71
			6773187	CV-DRMM (Oasis Emergency Shelter) (Reprogrammed CV Funds)	03T	LMC	\$25,958.01
			6790785	CV-DRMM (Oasis Emergency Shelter) (Reprogrammed CV Funds)	03T	LMC	\$16,443.26
			6811051	CV-DRMM (Oasis Emergency Shelter) (Reprogrammed CV Funds)	03T	LMC	\$37,347.01
			6817810	CV-DRMM (Oasis Emergency Shelter) (Reprogrammed CV Funds)	03T	LMC	\$123,440.08
	24	8825	6817841	CV-DRMM (Oasis Emergency Shelter) (Reprogrammed CV Funds)	03T	LMC	\$28,061.53
			6586454	CV - Subsistence Payments- Homeless Services	05Q	LMC	\$11,604.55
			6592094	CV - Subsistence Payments- Homeless Services	05Q	LMC	\$1,235.00
			6613112	CV - Subsistence Payments- Homeless Services	05Q	LMC	\$146.20
			6621538	CV - Subsistence Payments- Homeless Services	05Q	LMC	\$283.21
			6622167	CV - Subsistence Payments- Homeless Services	05Q	LMC	\$9,823.45
			6627946	CV - Subsistence Payments- Homeless Services	05Q	LMC	\$2,816.00
			6633545	CV - Subsistence Payments- Homeless Services	05Q	LMC	\$296.70
			6658970	CV - Subsistence Payments- Homeless Services	05Q	LMC	\$669.15
			6673087	CV - Subsistence Payments- Homeless Services	05Q	LMC	\$1,430.00
			6673140	CV - Subsistence Payments- Homeless Services	05Q	LMC	\$10,855.00
			6685083	CV - Subsistence Payments- Homeless Services	05Q	LMC	\$845.00
			6688643	CV - Subsistence Payments- Homeless Services	05Q	LMC	\$760.95
			6711813	CV - Subsistence Payments- Homeless Services	05Q	LMC	\$127.25
			6711814	CV - Subsistence Payments- Homeless Services	05Q	LMC	\$1,858.45
			6714515	CV - Subsistence Payments- Homeless Services	05Q	LMC	\$2,042.95
			6720390	CV - Subsistence Payments- Homeless Services	05Q	LMC	\$222.97
			6722100	CV - Subsistence Payments- Homeless Services	05Q	LMC	\$1,838.75
			6725069	CV - Subsistence Payments- Homeless Services	05Q	LMC	\$1,051.20
			6726060	CV - Subsistence Payments- Homeless Services	05Q	LMC	\$304.50
			6747968	CV - Subsistence Payments- Homeless Services	05Q	LMC	\$1,350.75
			6747971	CV - Subsistence Payments- Homeless Services	05Q	LMC	\$1,120.00
			6758908	CV - Subsistence Payments- Homeless Services	05Q	LMC	\$18,916.78
			6758911	CV - Subsistence Payments- Homeless Services	05Q	LMC	\$25,483.41
			6758917	CV - Subsistence Payments- Homeless Services	05Q	LMC	\$62,050.70
			6761517	CV - Subsistence Payments- Homeless Services	05Q	LMC	\$23,029.17
			6769058	CV - Subsistence Payments- Homeless Services	05Q	LMC	\$13,299.00
			6789600	CV - Subsistence Payments- Homeless Services	05Q	LMC	\$43.50
			6852808	CV - Subsistence Payments- Homeless Services	05Q	LMC	\$20,244.80
			6852809	CV - Subsistence Payments- Homeless Services	05Q	LMC	\$24,990.25
			6873619	CV - Subsistence Payments- Homeless Services	05Q	LMC	\$4,164.89
	26	8827	6499965	CV - Subsistence Payments - Homeless Prevention Eviction Avoidance	05Q	LMC	\$18,917.42
			6514615	CV - Subsistence Payments - Homeless Prevention Eviction Avoidance	05Q	LMC	\$3,388.88
			6528446	CV - Subsistence Payments - Homeless Prevention Eviction Avoidance	05Q	LMC	\$9,028.96
			6534210	CV - Subsistence Payments - Homeless Prevention Eviction Avoidance	05Q	LMC	\$4,717.14
			6557406	CV - Subsistence Payments - Homeless Prevention Eviction Avoidance	05Q	LMC	\$5,461.77
			6589112	CV - Subsistence Payments - Homeless Prevention Eviction Avoidance	05Q	LMC	\$5,390.34
			6589231	CV - Subsistence Payments - Homeless Prevention Eviction Avoidance	05Q	LMC	\$3,242.31
			6589458	CV - Subsistence Payments - Homeless Prevention Eviction Avoidance	05Q	LMC	\$8,852.38
			6604771	CV - Subsistence Payments - Homeless Prevention Eviction Avoidance	05Q	LMC	\$11,992.21
			6613054	CV - Subsistence Payments - Homeless Prevention Eviction Avoidance	05Q	LMC	\$50,000.00
			6620397	CV - Subsistence Payments - Homeless Prevention Eviction Avoidance	05Q	LMC	\$12,251.51
			6635756	CV - Subsistence Payments - Homeless Prevention Eviction Avoidance	05Q	LMC	\$40,791.39
			6644768	CV - Subsistence Payments - Homeless Prevention Eviction Avoidance	05Q	LMC	\$110,725.37
			6674849	CV - Subsistence Payments - Homeless Prevention Eviction Avoidance	05Q	LMC	\$104,079.33
			6697931	CV - Subsistence Payments - Homeless Prevention Eviction Avoidance	05Q	LMC	\$90,294.06
			6701593	CV - Subsistence Payments - Homeless Prevention Eviction Avoidance	05Q	LMC	\$203,489.09
			6710117	CV - Subsistence Payments - Homeless Prevention Eviction Avoidance	05Q	LMC	\$128,543.25
			6710754	CV - Subsistence Payments - Homeless Prevention Eviction Avoidance	05Q	LMC	\$44,649.84
			6713352	CV - Subsistence Payments - Homeless Prevention Eviction Avoidance	05Q	LMC	\$25,980.82
			6719518	CV - Subsistence Payments - Homeless Prevention Eviction Avoidance	05Q	LMC	\$66,426.86
			6746509	CV - Subsistence Payments - Homeless Prevention Eviction Avoidance	05Q	LMC	\$188,373.87
		9190	6852806	CV-Code Blue (03T) (Reprogrammed CV Funds)	03T	LMC	\$755.93






Office of Community Planning and Development  
U.S. Department of Housing and Urban Development  
Integrated Disbursement and Information System  
PR26 - CDBG-CV Financial Summary Report  
DETROIT , MI

DATE: 09-23-24  
TIME: 19:27  
PAGE: 15

Plan Year	IDIS Project	IDIS Activity	Voucher Number	Activity Name	Matrix Code	National Objective	Drawn Amount
2019	26	9190	6852807	CV-Code Blue (03T) (Reprogrammed CV Funds)	03T	LMC	\$12,897.37
			6867815	CV-Code Blue (03T) (Reprogrammed CV Funds)	03T	LMC	\$7,630.58
			6867822	CV-Code Blue (03T) (Reprogrammed CV Funds)	03T	LMC	\$17,144.56
			6868831	CV-Code Blue (03T) (Reprogrammed CV Funds)	03T	LMC	\$10,964.75
			6868832	CV-Code Blue (03T) (Reprogrammed CV Funds)	03T	LMC	\$10,812.05
			6873557	CV-Code Blue (03T) (Reprogrammed CV Funds)	03T	LMC	\$365.00
			6873567	CV-Code Blue (03T) (Reprogrammed CV Funds)	03T	LMC	\$1,076.50
			6875426	CV-Code Blue (03T) (Reprogrammed CV Funds)	03T	LMC	\$6,726.06
		9192	6900438	CV-Code Blue (03T) (Reprogrammed CV Funds)	03T	LMC	\$370.83
			6720360	CV-Community Home Supports/Sheltered Housing Placements (Reprogrammed CV Funds)	03T	LMC	\$2,066.97
			6720390	CV-Community Home Supports/Sheltered Housing Placements (Reprogrammed CV Funds)	03T	LMC	\$158.64
			6735255	CV-Community Home Supports/Sheltered Housing Placements (Reprogrammed CV Funds)	03T	LMC	\$9,829.47
			6736427	CV-Community Home Supports/Sheltered Housing Placements (Reprogrammed CV Funds)	03T	LMC	\$3,740.35
			6744736	CV-Community Home Supports/Sheltered Housing Placements (Reprogrammed CV Funds)	03T	LMC	\$15,610.50
			6773010	CV-Community Home Supports/Sheltered Housing Placements (Reprogrammed CV Funds)	03T	LMC	\$37,237.26
			6777854	CV-Community Home Supports/Sheltered Housing Placements (Reprogrammed CV Funds)	03T	LMC	\$40,708.01
			6788350	CV-Community Home Supports/Sheltered Housing Placements (Reprogrammed CV Funds)	03T	LMC	\$59,887.36
			6800797	CV-Community Home Supports/Sheltered Housing Placements (Reprogrammed CV Funds)	03T	LMC	\$77,238.95
			6808411	CV-Community Home Supports/Sheltered Housing Placements (Reprogrammed CV Funds)	03T	LMC	\$21,634.89
			6831770	CV-Community Home Supports/Sheltered Housing Placements (Reprogrammed CV Funds)	03T	LMC	\$20,614.80
			6833722	CV-Community Home Supports/Sheltered Housing Placements (Reprogrammed CV Funds)	03T	LMC	\$1,375.39
			6846872	CV-Community Home Supports/Sheltered Housing Placements (Reprogrammed CV Funds)	03T	LMC	\$7,101.54
	36	8952	6532746	Neighborhood Cleanups (DWSD) (Emergency Flood Service)	05V	URG	\$50,485.00
			6532748	Neighborhood Cleanups (DWSD) (Emergency Flood Service)	05V	URG	\$7,020.00
			6532758	Neighborhood Cleanups (DWSD) (Emergency Flood Service)	05V	URG	\$88,607.02
			6536410	Neighborhood Cleanups (DWSD) (Emergency Flood Service)	05V	URG	\$49,876.25
			6536412	Neighborhood Cleanups (DWSD) (Emergency Flood Service)	05V	URG	\$4,500.00
			6537141	Neighborhood Cleanups (DWSD) (Emergency Flood Service)	05V	URG	\$14,560.00
			6537149	Neighborhood Cleanups (DWSD) (Emergency Flood Service)	05V	URG	\$32,839.49
			6537548	Neighborhood Cleanups (DWSD) (Emergency Flood Service)	05V	URG	\$20,590.00
			6537549	Neighborhood Cleanups (DWSD) (Emergency Flood Service)	05V	URG	\$10,400.00
			6538887	Neighborhood Cleanups (DWSD) (Emergency Flood Service)	05V	URG	\$22,830.63
			6545428	Neighborhood Cleanups (DWSD) (Emergency Flood Service)	05V	URG	\$76,256.68
			6563468	Neighborhood Cleanups (DWSD) (Emergency Flood Service)	05V	URG	\$12,827.62
			6563474	Neighborhood Cleanups (DWSD) (Emergency Flood Service)	05V	URG	\$18,837.12
			Total				

LINE 19 DETAIL: ACTIVITIES INCLUDED IN THE COMPUTATION OF LINE 19

Plan Year	IDIS Project	IDIS Activity	Voucher Number	Activity Name	Matrix Code	National Objective	Drawn Amount
2019	19	8808	6477741	CV-Administration and Planning (2019)	21A		\$154,603.36
			6501561	CV-Administration and Planning (2019)	21A		\$236,034.97
			6515790	CV-Administration and Planning (2019)	21A		\$288,850.89
			6525692	CV-Administration and Planning (2019)	21A		\$960.00
			6527401	CV-Administration and Planning (2019)	21A		\$52,573.73
			6536463	CV-Administration and Planning (2019)	21A		\$84,000.00
			6558493	CV-Administration and Planning (2019)	21A		\$301,615.01
			6587002	CV-Administration and Planning (2019)	21A		\$279,097.87



Plan Year	IDIS Project	IDIS Activity	Voucher Number	Activity Name	Matrix Code	National Objective	Drawn Amount			
2019	19	8808	6605904	CV-Administration and Planning (2019)	21A		\$100.00			
			6633730	CV-Administration and Planning (2019)	21A		\$209,861.03			
			6658714	CV-Administration and Planning (2019)	21A		\$202,924.51			
			6697931	CV-Administration and Planning (2019)	21A		\$143,594.80			
			6730269	CV-Administration and Planning (2019)	21A		\$159,226.91			
			6740569	CV-Administration and Planning (2019)	21A		\$1,536.00			
			6740866	CV-Administration and Planning (2019)	21A		\$1,920.00			
			6740884	CV-Administration and Planning (2019)	21A		\$5,232.00			
			6740892	CV-Administration and Planning (2019)	21A		\$1,920.00			
			6752584	CV-Administration and Planning (2019)	21A		\$121,343.44			
			6766507	CV-Administration and Planning (2019)	21A		\$1,684.70			
			6783454	CV-Administration and Planning (2019)	21A		\$1,728.00			
			6789969	CV-Administration and Planning (2019)	21A		\$282.96			
			6800770	CV-Administration and Planning (2019)	21A		\$110,360.27			
			6808867	CV-Administration and Planning (2019)	21A		\$1,344.00			
			6861823	CV-Administration and Planning (2019)	21A		\$618.63			
			6866393	CV-Administration and Planning (2019)	21A		\$76,228.20			
			6873386	CV-Administration and Planning (2019)	21A		\$114,985.32			
			6875693	CV-Administration and Planning (2019)	21A		\$150.00			
			6896355	CV-Administration and Planning (2019)	21A		\$2,039.67			
			6896666	CV-Administration and Planning (2019)	21A		\$69,311.72			
			6914059	CV-Administration and Planning (2019)	21A		\$78,443.94			
			6916798	CV-Administration and Planning (2019)	21A		\$266.00			
			6942275	CV-Administration and Planning (2019)	21A		\$88,496.67			
			9185	6878436	CV- Dynamo (Reprogrammed CV funds)	20		\$36,000.00		
			9186	6883197	CV- Rental Market Study (Reprogrammed CV Funds)	20		\$15,000.00		
				6889102	CV- Rental Market Study (Reprogrammed CV Funds)	20		\$10,000.00		
				6889103	CV- Rental Market Study (Reprogrammed CV Funds)	20		\$15,000.00		
				6889104	CV- Rental Market Study (Reprogrammed CV Funds)	20		\$30,000.00		
				6893864	CV- Rental Market Study (Reprogrammed CV Funds)	20		\$100,000.00		
				6919253	CV- Rental Market Study (Reprogrammed CV Funds)	20		\$10,000.00		
				6919255	CV- Rental Market Study (Reprogrammed CV Funds)	20		\$50,000.00		
				6927471	CV- Rental Market Study (Reprogrammed CV Funds)	20		\$20,000.00		
				6939165	CV- Rental Market Study (Reprogrammed CV Funds)	20		\$35,000.00		
				9187	6837842	CV-Homelessness Strategy (Reprogrammed CV Funds)	20		\$22,222.00	
					6847149	CV-Homelessness Strategy (Reprogrammed CV Funds)	20		\$22,222.00	
					6859241	CV-Homelessness Strategy (Reprogrammed CV Funds)	20		\$22,222.00	
			6869386		CV-Homelessness Strategy (Reprogrammed CV Funds)	20		\$22,222.00		
			6878675		CV-Homelessness Strategy (Reprogrammed CV Funds)	20		\$22,222.00		
			6887480		CV-Homelessness Strategy (Reprogrammed CV Funds)	20		\$22,222.00		
			6901272		CV-Homelessness Strategy (Reprogrammed CV Funds)	20		\$22,222.00		
			6908462		CV-Homelessness Strategy (Reprogrammed CV Funds)	20		\$22,222.00		
			6923750		CV-Homelessness Strategy (Reprogrammed CV Funds)	20		\$22,224.00		
			Total							\$3,312,334.60

# **CITIZENS PARTICIPATION:**

**CITY OF DETROIT  
HOUSING AND REVITALIZATION DEPARTMENT  
MICHAEL E. DUGGAN, MAYOR  
JULIE SCHNEIDER, DIRECTOR**

**NOTICE OF AVAILABILITY AND PUBLIC HEARING ON THE DRAFT  
2023 CONSOLIDATED ANNUAL PERFORMANCE AND EVALUATION  
REPORT (CAPER)**

The CAPER describes the expenditures for projects implemented or completed between July 1, 2023 and June 30, 2024 for the Community Development Block Grant (CDBG), HOME Investment Partnerships (HOME), Emergency Solutions Grants (ESG), and Housing Opportunities for Persons With AIDS (HOPWA) programs. The report also discusses housing and community development goal and objective attainment as outlined in the Consolidated Plan strategy and Action Plans. The CAPER is submitted to HUD annually.

The Housing and Revitalization Department will hold a virtual public hearing to receive comments on the Draft 2023 Consolidated Annual Performance and Evaluation Report (CAPER). The CAPER virtual public hearing will be held on Tuesday, September 24, 2024, from 5:00pm – 6:00pm. Registration and Microsoft Teams information can be obtained by visiting HRD website at: [www.detroitmi.gov/hrd](http://www.detroitmi.gov/hrd) click on HUD Consolidated Plans or by email requesting meeting information at:

[HRDPublicComments@detroitmi.gov](mailto:HRDPublicComments@detroitmi.gov)

**Join Via Microsoft Teams meeting**  
**on your computer, mobile app or room device**

**Join the meeting now**

Meeting ID: 286 123 599 773

Passcode: kHUyjS

**Dial in by phone**

[+1 469-998-6602](tel:+14699986602),,405787801# United States, Dallas

[Find a local number](#)

Phone conference ID: 405 787 801#

During the public hearing, the CAPER will be described and citizens will be given the opportunity to comment on the report and the City's performance in carrying out the Consolidated Plan goals.

The Draft CAPER will be available for public review online and for public comment on the City of Detroit Housing and Revitalization Department's website (see below and public comment email address) from September 11 - September 26, 2024.



<https://detroitmi.gov/departments/housing-and-revitalization-department/hud-programs-and-information/hud-consolidated-plans>

To mail-in request, public comment email and other questions please see contact information below:

**Housing and Revitalization Department**  
**Grants Management Section**  
**W. T. Duncan**  
**2 Woodward Avenue, Suite 908**  
**Detroit, Michigan 48226**  
**Telephone: (313) 224-6380**  
[HRDPublicComments@detroitmi.gov](mailto:HRDPublicComments@detroitmi.gov)

Citizens are invited to comment on the Draft CAPER anytime during the review period--by email, by phone, or at the virtual public hearing. Citizen comments will be summarized and included in the CAPER.

**NOTICE OF NON-DISCRIMINATION:** The City of Detroit does not discriminate on the basis of race, color, creed, national origin, age, handicap, sex or sexual orientation. Discrimination complaints may be filed with the City of Detroit, Civil Rights, Inclusion & Opportunity Department 2 Woodward Suite 1240 Coleman A. Young Municipal Center, Detroit, Michigan 48226



CITY OF DETROIT

**HOUSING AND REVITALIZATION DEPARTMENT**

# **2023 Consolidated Annual Performance and Evaluation Report(CAPER)**

The City of Detroit, Housing and Revitalization Department will hold a virtual public hearing on the **2023** Consolidated Annual Performance and Evaluation Report (CAPER) for community residents, organizations and stakeholders.

## **VIRTUAL MEETING**

# **Tuesday, September 24**

## **5–6 p.m.**

During the virtual public hearing, the CAPER will be described and citizens will be given the opportunity to comment on the report and the City's accomplishments and performance in carrying out the Consolidated Plan goals.

Questions? Email [HRDPublicComments@detroitmi.gov](mailto:HRDPublicComments@detroitmi.gov)

### **Join via Microsoft Teams**

Click on Passcode Below

MEETING ID # **286 123 599 773**

Passcode **kHUYjs**

### **Join via Conference Call**

CONFERENCE CALL NUMBER

**+1 469-998-6602** MEETING ID #

**405 787 801#**

**From:** [City of Detroit](#)  
**To:** [Warren T. Duncan](#)  
**Subject:** [EXTERNAL] 2023 Consolidated Annual Performance Report (CAPER) - Public Hearing September 24, 2024  
**Date:** Tuesday, September 10, 2024 4:01:57 PM

---

Join us on Tuesday, September 24, 2024 at 5:00 pm for our 2023 Consolidated Annual Performance and Evaluation Report (CAPER) public hearing.

[Click here to join meeting](#)

Meeting ID: 286 123 599 773  
Passcode: kHUyjS

2023 caper

Any questions please email: [HRDPublicComments@detroitmi.gov](mailto:HRDPublicComments@detroitmi.gov)

---

**Follow the City of Detroit on [Facebook](#), [Twitter](#), or [NextDoor](#) to get the latest news on what's happening across the city and in your neighborhood.**

[Unsubscribe](#) Now

Update your subscriptions, modify your password or email address, or stop subscriptions at any time on your [Subscriber Preferences Page](#). You will need to use your email address to log in. If you have questions or

problems with the subscription service, please visit [subscriberhelp.govdelivery.com](https://subscriberhelp.govdelivery.com).

This service is provided to you at no charge by [City of Detroit, Michigan](#).

---

This email was sent to wduncan@detroitmi.gov using GovDelivery Communications Cloud on behalf of: City of Detroit, Michigan · 2 Woodward Avenue, Suite 1126 · Detroit, MI 48226



Subjects	Recipie	Send	Last 30 days	▼	SEARCH
Subject	Recipients	Advanced	Sent By	Sent ↓	
<a href="#">2023 Consolidated Annual Performance Report (CAPER) - Public Hearing September 24, 2024</a>	Subscribers of Fair Housing Rights – ...	Marlene Robinson	09/23/2024 09:03 AM EDT	COPY BULLETIN	VIEW REPORT
<a href="#">Benchmarking Webinar - OCT 1st Deadline</a>	Subscribers of Test Topic	Zahra Seblini	09/17/2024 09:00 AM EDT	COPY BULLETIN	VIEW REPORT
<a href="#">2023 Consolidated Annual Performance Report (CAPER) - Public Hearing September 24, 2024</a>	Subscribers of Fair Housing Rights – ...	Marlene Robinson	09/10/2024 04:00 PM EDT	COPY BULLETIN	VIEW REPORT

Displaying all 3 bulletins

Results per page: 10 25 50 100



**City of Detroit  
Housing & Revitalization Department  
Public Hearing  
2023-2024 Consolidated Annual Performance Evaluation Report (CAPER)  
Record of Public Hearing**

Purpose: To receive citizen comments on the 2023-2024 CAPER

Participants: **Housing & Revitalization Department, Grants Management Section**  
Warren T. Duncan  
Marlene Robinson  
Jennifer Mahone

**CITIZEN PARTICIPANTS**  
13 Individuals

Location: Virtual Community Engagement (Microsoft Teams)

Date & Time: September 24, 2024, 5:00 pm – 6:00 pm

**Summary:**

The Housing & Revitalization Department (HRD) staff conducted the virtual public hearing. Mr. Duncan presented the draft 2023 Consolidated Annual Performance Evaluation Report accomplishments and the prior year 2022-2023 CAPER report. All citizens had the opportunity to comment and present their opinions and questions regarding the 2023 CAPER. The HRD website has a draft copy of the 2023-2024 CAPER for public review. Citizens can make comments at [www.ConPlancomments@detroitmi.gov](mailto:www.ConPlancomments@detroitmi.gov). Ms. Mahone presented local community resources. Ms. Robinson presented an overview of the citizen participation plan, CAPER comment period and HRD community outreach goals. To provide an equal opportunity to participate in the public meeting, HRD provided American Sign Language (ASL) interpreters for individuals. There were 13 individual citizens and HRD staff in attendance. There were 4 citizens that had questions/comments.

**Question/Comment 1:**

Is the One-Stop Shop Resource services (Detroit Housing Resources Helpline) a part of the Consolidated Plan? The services include renter's eviction prevention and one-on-one counselling.

**Response:**

Public service activities are part of the Consolidated Plan and Action Plan. There are various funding resources available, such as, ARPA and CDBG.

**Question/Comment 2:**



Where can quantitative and qualitative data be found on the impact and outcomes for CDBG homeless activities?

**Response to Question/Comment 2:**

Narrative information about CDBG accomplishments can be found on HRD website ([www.detroitmi.gov/hrd](http://www.detroitmi.gov/hrd)). The CAPER accomplishment report consists of questions that are required by HUD.

**Question/Comment 3:**

Is the Neighborhood Beautification Program for homeowners?

**Response to Question/Comment 3:**

The Neighborhood Beautification Program is for block clubs, neighborhood organizations and nonprofit organizations. The maximum grant amount is \$15,000.00. Additional information can be found on HRD website ([www.detroitmi.gov/hrd](http://www.detroitmi.gov/hrd)).

**Question/Comment 4 (via email):**

Where can Detroit residents receive services during a “housing crisis”?

**Response to Question/Comment 4:**

Detroit residents can contact Housing & Revitalization Department, Emergency Shelter division for homeless resources.

# **CR-40 MONITORING**

## **CR-40 - Monitoring 91.220 and 91.230**

**Describe the standards and procedures used to monitor activities carried out in furtherance of the plan and used to ensure long-term compliance with requirements of the programs involved, including minority business outreach and the comprehensive planning requirements**

The Housing & Revitalization Department (HRD) is the responsible agency for ensuring compliance with all regulatory and statutory requirements relative to Community Planning and Development awards for the City of Detroit. Subrecipient contracts and service-level agreements are executed with partner agencies to facilitate programmatic activities. The agreements detail assigned responsibilities and performance measures to establish accountability standards. A monitoring strategy is used to assess Subrecipient performance and program effectiveness. Also, more effective work standards and protocols were established to thwart and mitigate challenges that could impede successful program performance. To be more strategic in our efforts and maximize available resources, risk assessments are applied to draft monitoring plans. Risk analyses target attention to program activities and participants that represent the greatest risk and susceptibility to fraud, waste, and mismanagement. Once the level of risk is determined for each Subrecipient, the appropriate monitoring strategy is implemented to achieve the following objectives:

1. To determine if a subrecipient is carrying out its community development program, and its individual activities, as described in the application for assistance and the Subrecipient Agreement.
2. To determine if a Subrecipient is carrying out its activities in a timely manner, in accordance with the schedule included in the Agreement.
3. To determine if a Subrecipient is charging costs to the project that is eligible under applicable laws and regulations and reasonable in light of the services or products delivered.
4. To determine if a Subrecipient is conducting its activities with adequate control over program and financial performance, and in a way that minimizes opportunities for waste, mismanagement, fraud, and abuse.
5. To assess if the Subrecipient has a continuing capacity to carry out the approved project, as well as future grants for which it may apply.
6. To identify potential problem areas and to assist the Subrecipient in complying with applicable laws and regulations.
7. To assist Subrecipient's in resolving compliance problems through discussion, negotiation, and the provision of technical assistance and training.
8. To provide adequate follow-up measures to ensure that performance and compliance deficiencies are corrected by Subrecipient's, and not repeated.
9. To ensure that required records are maintained to demonstrate compliance with applicable regulations.

HRD's monitoring plan involves a collaborative approach of programmatic and financial monitoring. HRD's program staff is responsible for monitoring the programmatic efforts of our Subrecipient's and service partners. Each project is assigned a dedicated program manager to complete an initial assessment of each contract award and facilitate programmatic monitoring of all Subrecipient activities as defined in the executed agreement. The City of Detroit's Office of Chief Financial Officer (OCFO) is assigned to conduct financial monitoring of covered activities. As the project advances, each organization is further evaluated for performance and effectiveness. This information is considered

when determining future awards, as well. Below are more specific monitoring processes for HRD programs and activities.

### **COMMUNITY DEVELOPMENT BLOCK GRANT (NOF)**

**Scheduled Program Monitoring:** Once a sub-recipient has been identified through a Risk Based Assessment for an on-site or remote program monitoring, a monitoring date is established with the sub-grantee (Subrecipient). A formal written letter is forwarded to the organization at least two (2) weeks prior to the scheduled visit (where possible), confirming the meeting date, purpose, as well as advising of specific documents, processes, and areas subject to review. During this visit, staff will verify that the programs outlined in the contract scope are being carried out as described in the agreement, as well as review documentation, conduct interviews with staff, and complete site inspections. The HRD staff conducting the program monitoring shall inform the Subrecipient of any program findings and/or concerns within thirty (30) days after the conclusion of the monitoring visit.

**Unscheduled/Scheduled Program Site Visit(s):** **Unscheduled Site Visit:** Staff performing an unscheduled site visit shall consult the Subrecipient's agreement to confirm the location and operating hours of the program. During this visit, staff will verify that the programs outlined in the Subrecipient scope are being carried out as described in the Subrecipient agreement. Program staff will review client and staff sign in sheets and confirm the program is operating within the Subrecipient's scope and budget. During any declared health emergency, pandemic or stay home/stay safe orders issued by the County, State, City or Federal Government all unscheduled site visits will be deferred until the orders are lifted. During the Covid-19 pandemic all unscheduled site visits were canceled in accordance with CDC recommendations and City stay at home/stay safe orders.

**Scheduled Site Visit:** Staff performing a scheduled site visit shall arrange a mutual date and time, by letter, with the Subrecipient at their program location. An entrance letter shall be sent by the project manager at least two weeks prior to the site visit outlining the documents and issues, and areas that will be reviewed. This visit will be scheduled during the normal operating hours of the Subrecipient to ensure the program is conducted during the hours as outlined in their proposal/scope of services. During any declared health emergency, pandemic or stay home/stay safe orders issued by the County, State, City or Federal Government all scheduled visits will be conducted in accordance with those orders taking all health care precautions.

**Desk Monitoring:** Desk Monitoring is performed on each contract award to ensure the standards and requirements are met according to the Subrecipient agreement, department policy, and regulatory requirements. Assigned program managers complete a Desk Monitoring Review Checklist that includes reviews of support and reimbursement documentation, as well as Subrecipient policies outlined in the Subrecipient agreement. Feedback regarding Subrecipient operations are communicated through deficiency letters and other documentation, as needed. During any declared health emergency, pandemic or stay home/stay safe orders issued by the County, State, City or Federal Government the primary monitoring of Subrecipients shall be a desk monitoring.

## EMERGENCY SOLUTIONS GRANT

The Housing & Revitalization Department (HRD) is the City of Detroit department responsible for ensuring compliance with all regulatory and statutory requirements relative to ESG and CDBG Homeless Public Service funding. Therefore, it is incumbent upon the HRD staff to ensure Emergency Solutions Grant funds or those specifically delineated as match are spent on time and in compliance with all regulatory, statutory, and mandates outlined in the subrecipient agreements. Housing and Revitalization staff also ensure adherence to the Continuum of Care's written standards and City of Detroit Policies and Procedures.

Programmatic monitoring is an essential part of ensuring the effectiveness of programs funded to meet the basic needs of those at risk of or experiencing homelessness and ensuring the policies and procedures outlined by the City of Detroit are being adhered to. HRD developed the following policy and procedures to ensure that subrecipient monitoring is an effective ongoing process.

The risk assessment tool is a comprehensive tool that reviews the past programmatic and financial performance of subrecipients. Completed risk assessments target attention to program activities and participants that represent the greatest risk of poor programmatic performance and/or susceptibility to fraud, waste, and mismanagement. Once the level of risk is determined for each subrecipient, the appropriate monitoring level is determined. The risk assessment is shared with financial auditing staff in the Office of the Controller, and their monitoring documents are integrated into the risk assessment score. To ensure compliance, all subrecipients will receive annual risk assessments prior to any program expenditure. In addition, programs scoring for "high" risk will have annual programmatic site monitoring. Those who receive "medium" will receive, at minimum, quarterly desk audits and a bi "low" score will, at minimum, receive a bi-annual site visit and an annual site visit. The City of Detroit may elect, at any time, to complete chart reviews to assess the quality of services offered to program participants or address regulatory concerns. The City of Detroit will issue a formal finding letter within 60 days following any desk or site monitoring. Any areas of concern will require a corrective action plan from the subrecipient. Failure to submit an acceptable plan of correction within the timeline outlined in the finding letter can result in additional action ranging from placing a hold on reimbursement requests to reallocation of funds awarded to the organization. These decisions will be made in concert with the Office of the Controller's monitoring staff and will be based on the seriousness of the original findings and the responsiveness of the subrecipient. Programmatic monitoring for homeless service organizations encompasses the following:

Review of Policies and Procedures that outline client service provision

- File review of randomly selected client files, including review and comparison of information provided in the HMIS record with paper files
- For site-based projects, a physical inspection of the facility
- Staff Interviews

## HOME

The City of Detroit Housing and Revitalization Department's Asset Management Team oversees the monitoring of all projects currently in their HOME Investment Partnership Program compliance period. The Asset Management Team consists of the Director of Asset Management and four Asset Managers. The Asset Management Team has approved and implemented policies and procedures that include monitoring and reviewing the HOME portfolio on an annual basis. This includes but is not limited to coordinating with the City's third-party contractor, National Consulting Services, LLC (NCS), the City's third-party loan servicer Mino, and the Housing and Revitalization Department's (HRD) Construction Management Team.

NCS conducts the verification of the household incomes by collecting proof of income from a sample size of the households from each property management company that manages a HOME-assisted project. NCS informs the City of Detroit's Asset Management Team if each HOME-assisted project is leasing all units at the rental rates required per the regulations as stated in 24 CFR 92 and that each unit is occupied by an income-eligible household.

HRD's Construction Management Team schedules and performs on-site inspections of rental housing projects that are in their HOME compliance period. The Construction Management Team makes sure the HOME-assisted projects meet all Emergency Health and Safety (EHS) requirements and Section 8 Housing Quality Standards (HQS). During these on-site inspections, the member of the City's Construction Management Team that is conducting the inspection follows all health and safety requirements as approved by the City of Detroit's Health Department; this includes following safety protocols designed to prevent the spread of COVID-19. The Construction Management Team and the Asset Management Team both review the EHS and HQS reports and notify owners of compliance or non-compliance. The Construction Management Team and Asset Management Team continue to communicate with the property managers and property owners until their HOME-assisted projects meet all compliance requirements for each compliance year.

The City of Detroit Housing and Revitalization Department's Asset Management Team conducts regular monitoring of the loans funded through the HOME Investment Partnership Program. The goal of the City of Detroit's Asset Management Team is to complete a comprehensive review of each HOME Loan on an annual basis. Monitoring includes the identification and review of each multi-family or scattered-site real estate project secured as collateral for each HOME Loan. Performance of the subject property (used to secure the HOME Loan) is measured upon review of audited or unaudited financials, payment history, certified rent rolls, and photographs of the subject property.

The majority of the City of Detroit's HOME Loans are secured by a Mortgage on the land and all improvements fixed to the land. Additionally, HOME Loans are typically secured by an Assignment of Leases and Rents on the property and a uniform commercial code filing on all personal property associated with the project and owned by the HOME Loan borrowing entity. The land and all improvements fixed to the land are also typically encumbered with an Affordable Housing Restriction. The terms of an existing HOME Loan can be modified upon agreement between the City of Detroit and the current HOME Loan borrower. A comprehensive write-up is completed by the Asset Manager for each modification. That same Asset Manager will work on that specific loan until the modification is closed.

## **HOPWA**

The City of Detroit's Housing and Revitalization Department (HRD) is responsible for administering, monitoring and overall compliance of the HOPWA program, which is funded by formula grants from HUD. The Detroit Health Department (DHD) is responsible for administering the grant, selecting project sponsors and contractors to assist in the administration of the program. Monitoring of those providers are the responsibility of DHD, with HRD oversight. Staff complete and monitor all leases of HOPWA assisted units to ensure compliance and conforms to the Housing Quality Standards (HQS) procedures for properties funded through HOPWA. Recertification occurs once per year on client's anniversary date, with staff monitoring households 3 times per year based on individualized housing plans.

## **PUBLIC FACILITY REHABILITATION PROGRAM**

The Public Facility Rehabilitation program is a construction-based grant program that awards CDBG grants to non-profits who undertake public service activities within the City. The grants allow the subrecipient to bring the property in which the public service activity is taking place, up to local, state and federal code. After an award is granted, the HRD staff monitors the award as follows:

1. Desktop monitoring is performed with every payment request that is submitted from the Subrecipient to the Public Facility Rehabilitation Program Manager.
  - a. This includes reviewing partial and conditional lien waivers, sworn statements, AIA form completed by the Architect of Record and signed by the General Contractor and any additional source documentation that accompanies the payment request package.
2. Requiring the subrecipient to submit a final inspection that is certified by a licensed architect or engineer.
3. Requiring the subrecipient to submit final unconditional lien waivers, sworn statements, beneficiary data and before and after pictures.
4. Requiring ongoing public service activities within facility for 5-years.
5. Filing a lien encumbering the facility from the date of the project being completed.

## **FINANCIAL MONITORING**

The Office of Development and Grants (ODG)-Compliance Division is obligated by federal regulations to conduct financial monitoring of all Subrecipients receiving grant funding in accordance with federal, state and local government requirements. The purpose is to ensure Subrecipients comply with applicable federal, state and local standards and contract specifications.

The monitoring process consists of the following key phases: Risk Assessment, Monitoring and Corrective Action Management. The Risk Assessment determines whether the Subrecipient will receive desk or on-site monitoring. During both reviews, a request is made for specific current documentation which includes but is not limited to: Financial Statements; Certificates of Insurance; Accounting policies and procedures, including internal controls; Organizational documents; Payroll items; Bank Reconciliations and if applicable, Program Income, Indirect Costs and Davis-Bacon information. Due to COVID all monitoring has been conducted remotely since March 2020. Onsite monitoring is planned to resume in 2025.

Through the key phases of the financial monitoring, the audit staff ensures regulatory compliance and monitors for the potential of fraud, waste, mismanagement, and/or other opportunities for potential abuse. As part of the year-end audit requirements, Subrecipients are required to submit fiscal reports. Non-profit organizations expending more than \$750,000 in federal funds are required to submit a copy of their Single Audit to adhere to the OMB A-133 Audit requirements. The Single Audit serves as an additional monitoring tool used to evaluate the fiscal accountability of Subrecipients and is required to be submitted whether or not there were findings. If the Single Audit is not applicable the Subrecipient must ensure that Audited Financial Statements and/or IRS FORM 990 are submitted.

The audit staff also works with Subrecipients to provide guidance in correcting deficiencies identified through discussion and/or technical assistance.

### **Citizen Participation Plan 91.105(d); 91.115(d)**

#### **Describe the efforts to provide citizens with reasonable notice and an opportunity to comment on performance reports.**

The Consolidated Annual Performance and Evaluation Report (CAPER) is the annual report provided to HUD describing the outcomes for federally funded CDBG, HOME, ESG and HOPWA grant programs.

To provide citizens with reasonable notice and the opportunity to comment on the CAPER report, a draft CAPER was made available for public review and comment on the City's website ([www.detroitmi.gov/hrd](http://www.detroitmi.gov/hrd)). The review and comment period were September 11 - September 26, 2024. Citizens were invited to comment on the draft CAPER anytime during the review period-- or during the virtual public hearing. The CAPER virtual public hearing was held on Tuesday, September 24, 2024, from 5:00 pm to 6:00 pm via Microsoft Teams. The following financial reports were available for public review:



1. PR03 – CDCG Activity Summary Report
2. PR10 - CDBG Housing Activities (Rehabilitation)
3. PR23 – Summary of Accomplishments Report
4. PR26 – Financial Summary Report
5. 2022 Draft Consolidated Annual Performance and Evaluation Report (CAPER)

All citizen's comments are summarized and included in the 2023 CAPER (see Citizens Participation in the Appendix).

# **2023 SAGE REPORT**



# Submission Overview: ESG: CAPER

Report: CAPER      Period: 7/1/2023 - 6/30/2024      Your user level here: Data Entry and Account Admin

## Step 1: Dates

7/1/2023 to 6/30/2024

## Step 2: Contact Information

First Name	Terra
Middle Name	
Last Name	Linzner
Suffix	
Title	
Street Address 1	2 Woodward Ave
Street Address 2	Suite 908
City	Detroit
State	Michigan
ZIP Code	48226
E-mail Address	linznert@detroitmi.gov
Phone Number	(248)871-7595
Extension	
Fax Number	

## Step 4: Grant Information

### Emergency Shelter Rehab/Conversion

Did you create additional shelter beds/units through an ESG-funded rehab project	No
Did you create additional shelter beds/units through an ESG-funded conversion project	No

### Data Participation Information

Are there any funded projects, except HMIS or Admin, which are <u>not listed on the Project, Links and Uploads form</u> ? This includes projects in the HMIS and from VSP	No
---	----

## Step 5: Project Outcomes

*Project outcomes are required for all CAPERS where the program year start date is 1-1-2021 or later. This form replaces the narrative in CR-70 of the eCon Planning Suite.*

From the Action Plan that covered ESG for this reporting period copy and paste or retype the information in Question 5 on screen AP-90: "Describe performance standards for evaluating ESG."

ESG performance is evaluated from both a programmatic and financial perspective. Organizations are assessed for risk prior to grant award, and financial and programmatic monitoring is integrated into the work of the contract managers. We ensure the performance of organizations both through the utilization of HMIS data and the qualitative information obtained through file review. The City of Detroit has finalized ESG Policies and Procedures, which further detail performance expectations to increase accountability. During the 2023-24 NOFA, the City defined performance measures, established baselines, and benchmarks for organizations to meet during the coming year. This work has continued in future funding applications.

*Based on the information from the Action Plan response previously provided to HUD:*

1. Briefly describe how you met the performance standards identified in A-90 this program year. *If they are not measurable as written type in N/A as the answer.*

The City of Detroit (COD) ensures compliance with all regulatory requirements relative to ESG funding. All performance standards for the evaluation of ESG, as indicated in the annual action plan, have been met. Relative to the evaluation of finances, oversight occurs both by Homelessness Solutions (HS) staff and with the Office of the Chief Financial Officer (OCFO) Controller division. HS staff provide financial oversight, which is focused on ensuring subrecipients' expenditures are in accordance with their contract scope, budgets, and timeliness goals. Staff review includes confirming allowable and eligible costs and timeliness of payment packets and spending rates. This process consists of a quarterly review of all payment packets submitted and the rate of spending as indicated in our HS Programmatic and Financial Monitoring Policy. In addition, The Risk Assessment (RA) is a comprehensive tool that is utilized to review the past programmatic and financial performance of subrecipients. This determines the appropriate monitoring level. All subrecipients receive an annual RA prior to any program expenditures. Also, our OCFO team conducts an annual financial monitoring that entails an analysis of financial capacity and compliance with all financial activities. Comparatively, programmatic tracking is essential to ensuring the effectiveness of programs funded to ensure the policies and procedures outlined by the COD are being adhered to. Monitoring may also include a review of the accuracy of reimbursement submissions, benchmark and accomplishment data, Homeless Management Information System (HMIS) reports to review program performance, data completeness, and HMIS client chart reviews. This information is tracked and analyzed to ensure that subrecipients are adhering to regulations. Quarterly Technical Assistance (QTA) meetings included reviewing and discussing agency performance reporting requirements, including, but are not limited to, HMIS Annual Performance Reports, Accomplishment Data, and Performance Benchmarks. QTA sessions aid in capacity building and early identification of areas where additional guidance or training may be required. QTA is documented quarterly. By implementing these evaluation strategies, we aim to comprehensively assess programmatic and financial performance throughout the grant year.

2. Briefly describe what you did not meet and why. *If they are not measurable as written type in N/A as the answer.*

n/a

OR

3. If your standards were not written as measurable, provide a sample of what you will change them to in the future? *If they were measurable and you answered above type in N/A as the answer.*

n/a

## Step 6: Financial Information

## ESG Information from IDIS

As of 9/20/2024

FY	Grant Number	Current Authorized Amount	Funds Committed By Recipient	Funds Drawn	Balance Remaining	Obligation Date	Expenditure
2023	E23MC260006	\$3,034,444.00	\$3,034,444.00	\$779,292.35	\$2,255,151.65	9/12/2023	9/12/2023
2022	E22MC260006	\$2,986,626.00	\$2,986,626.00	\$2,748,882.54	\$237,743.46	10/20/2022	10/20/2022
2021	E21MC260006	\$3,009,437.00	\$3,009,437.00	\$3,009,437.00	\$0	10/29/2021	10/29/2021
2020	E20MC260006	\$3,032,870.00	\$3,032,870.00	\$3,032,870.00	\$0	5/12/2021	5/12/2021
2019	E19MC260006	\$2,917,168.00	\$2,917,168.00	\$2,917,168.00	\$0	11/27/2019	11/27/2019
2018	E18MC260006	\$2,816,974.00	\$2,816,974.00	\$2,816,974.00	\$0	12/18/2018	12/18/2018
2017	E17MC260006	\$2,824,376.00	\$2,824,376.00	\$2,824,376.00	\$0	11/21/2017	11/21/2017
2016	E16MC260006	\$2,838,335.00	\$2,838,335.00	\$2,838,335.00	\$0	8/22/2016	8/22/2016
2015	E15MC260006	\$2,862,103.00	\$2,862,103.00	\$2,862,103.00	\$0	8/20/2015	8/20/2015
Total		\$31,426,463.00	\$31,426,463.00	\$28,933,567.89	\$2,492,895.11		

Expenditures	2023 Yes	2022 Yes	2021 No	2020 No	2019 No	2018 No
	FY2023 Annual ESG Funds for	FY2022 Annual ESG Funds for				
<b>Homelessness Prevention</b>	Non-COVID	Non-COVID				
Rental Assistance		127,308.63				
Relocation and Stabilization Services - Financial Assistance		24,688.00				
Relocation and Stabilization Services - Services		108,922.04				
Hazard Pay <i>(unique activity)</i>						
Landlord Incentives <i>(unique activity)</i>						
Volunteer Incentives <i>(unique activity)</i>						
Training <i>(unique activity)</i>						
<b>Homeless Prevention Expenses</b>	0.00	260,918.67				
	FY2023 Annual ESG Funds for	FY2022 Annual ESG Funds for				
<b>Rapid Re-Housing</b>	Non-COVID	Non-COVID				
Rental Assistance	14,245.22	232,530.80				
Relocation and Stabilization Services - Financial Assistance	0.00	110,694.47				
Relocation and Stabilization Services - Services	953.04	151,367.15				
Hazard Pay <i>(unique activity)</i>						
Landlord Incentives <i>(unique activity)</i>						
Volunteer Incentives <i>(unique activity)</i>						
Training <i>(unique activity)</i>						
<b>RRH Expenses</b>	15,198.26	494,592.42				
	FY2023 Annual ESG Funds for	FY2022 Annual ESG Funds for				
<b>Emergency Shelter</b>	Non-COVID	Non-COVID				
Essential Services	219,893.37	666,419.71				
Operations	62,097.31	199,137.75				
Renovation	0.00	0.00				
Major Rehab	0.00	0.00				
Conversion	0.00	0.00				
Hazard Pay <i>(unique activity)</i>						
Volunteer Incentives <i>(unique activity)</i>						
Training <i>(unique activity)</i>						
<b>Emergency Shelter Expenses</b>	281,990.68	865,557.46				
	FY2023 Annual ESG Funds for	FY2022 Annual ESG Funds for				

Temporary Emergency Shelter	Non-COVID	Non-COVID
Essential Services		
Operations		
Leasing existing real property or temporary structures		
Acquisition		
Renovation		
Hazard Pay ( <i>unique activity</i> )		
Volunteer Incentives ( <i>unique activity</i> )		
Training ( <i>unique activity</i> )		
Other Shelter Costs		
<b>Temporary Emergency Shelter Expenses</b>		
	FY2023 Annual ESG Funds for	FY2022 Annual ESG Funds for
<b>Street Outreach</b>	Non-COVID	Non-COVID
Essential Services	31,058.95	0.00
Hazard Pay ( <i>unique activity</i> )	0.00	0.00
Volunteer Incentives ( <i>unique activity</i> )	0.00	0.00
Training ( <i>unique activity</i> )	0.00	0.00
Handwashing Stations/Portable Bathrooms ( <i>unique activity</i> )	0.00	0.00
<b>Street Outreach Expenses</b>	31,058.95	0.00
	FY2023 Annual ESG Funds for	FY2022 Annual ESG Funds for
<b>Other ESG Expenditures</b>	Non-COVID	Non-COVID
Cell Phones - for persons in CoC/YHDP funded projects ( <i>unique activity</i> )		
Coordinated Entry COVID Enhancements ( <i>unique activity</i> )		
Training ( <i>unique activity</i> )		
Vaccine Incentives ( <i>unique activity</i> )		
HMIS	126,152.68	13,792.68
Administration	10,155.67	50,978.71
<b>Other Expenses</b>	136,308.35	64,771.39
	FY2023 Annual ESG Funds for	FY2022 Annual ESG Funds for
	Non-COVID	Non-COVID
<b>Total Expenditures</b>	464,556.24	1,685,839.94
Match	464,556.24	1,685,839.94
<b>Total ESG expenditures plus match</b>	929,112.48	3,371,679.88

**Total expenditures plus match for all years**

Step 7: Sources of Match

	FY2023	FY2022	FY2021	FY2020	FY2019	FY2018	FY2017	FY2016	FY2015
Total regular ESG plus COVID expenditures brought forward	\$464,556.24	\$1,685,839.94	\$0.00	\$0.00	\$0.00	\$0.00	\$0.00	\$0.00	\$0.00
Total ESG used for COVID brought forward	\$0.00	\$0.00	\$0.00	\$0.00	\$0.00	\$0.00	\$0.00	\$0.00	\$0.00
Total ESG used for regular expenses which requires a match	\$464,556.24	\$1,685,839.94	\$0.00	\$0.00	\$0.00	\$0.00	\$0.00	\$0.00	\$0.00
Match numbers from financial form	\$464,556.24	\$1,685,839.94	\$0.00	\$0.00	\$0.00	\$0.00	\$0.00	\$0.00	\$0.00
Match Percentage	100.00%	100.00%	0%	0%	0%	0%	0%	0%	0%

Match Source	FY2023	FY2022	FY2021	FY2020	FY2019	FY2018	FY2017	FY2016	FY2015
Other Non-ESG HUD Funds	464,556.24	1,685,839.94							
Other Federal Funds									
State Government									
Local Government									
Private Funds									
Other									
Fees									
Program Income									
Total Cash Match	464,556.24	1,685,839.94	0.00	0.00	0.00	0.00	0.00	0.00	0.00
Non Cash Match									
Total Match	464,556.24	1,685,839.94	0.00	0.00	0.00	0.00	0.00	0.00	0.00

Step 8: Program Income

Program income is the income received by the recipient or subrecipient directly generated by a grant supported activity. Program income is defined in 2 CFR §200.307. More information is also available in the ESG CAPER Guidebook in the resources tab above.

Did the recipient earn program income from any ESG project during the program year? |



## CAPER Aggregator 2.0

Aggregates data from CAPERs submitted to HUD by selected criteria (project type and/or specific question)

**!** Due to changes in the CAPER as of 10/1/2023, some tables have been retired and replaced by updated versions. Depending on the date range of data included, you will automatically see previous versions of those tables, new ones, or both. Tables that are retired as of 10/1/2023 are marked as such in their title.

Instructions: Select an option for each filter. **Aggregate mode** sums data together from separate CAPERRs and presents the output as the regular CAPER table shell. **Details mode** outputs one row for each included CAPER, with a column for each cell of data. Data in Q4 can't be summed, and only outputs in details mode.

In aggregate mode, numbers in green italics have been recalculated or weighted based on available totals.

If you attempt to pull an entire CAPER, especially aggregating over many recipients, you may have to wait several minutes for the result. Use the "Email me" button to run the report and email you the results when it's complete. You can navigate to other pages in Sage while that's running.

"Year" means the year of the start date for the submission.

This Aggregator uses data from reports with a status of Review in Progress, Reviewed, or Submitted.

### Report criteria

Year

2023 ▾

Recipient - ESG Grant

ESG: Detroit - MI

Selected: ESG: Detroit - MI

(1 selected)

TIP: Hold down the CTRL key on the keyboard and click with the mouse in order to select more than one Recipient - ESG Grant.

CAPER Project Type

TIP: Hold down the CTRL key on the keyboard and click with the mouse in order to select more than one choice.

(all)  
Day Shelter  
Emergency Shelter - Night-by-Night  
Emergency Shelter - Entry Exit  
Homelessness Prevention  
PH - Rapid Re-Housing  
Street Outreach  
Transitional Housing  
- archived -  
Coordinated Assessment  
Services Only

View report as **?**

☒ Aggregate / summary ☐ Details / data ☐ Both aggregate and details

### Grant List

Showing 1 to 1 of 1 entries Show 50 ▾ entries

Download as Excel

Copy to clipboard

Activate filtering

Filter:

Jurisdiction	Type	Start Date	End Date	Current Status
	CAPER	7/1/2023	6/30/2024	Submitted

Showing 1 to 1 of 1 entries Show 50 ▾ entries

Previous 1 Next



**Q04a: Project Identifiers in HMIS**

❗ Please select details mode in the filters above to see Q4 information.  
Or [click here](#) to view details in a new tab.

CSV uploads containing multiple project rows in Q4 will display as separate rows here using the same value in Project Info Row ID.

**Q05a: Report Validations Table**

Category	Count of Clients for DQ	Count of Clients
Total Number of Persons Served	19,328	19,328
Number of Adults (Age 18 or Over)	11,860	11,860
Number of Children (Under Age 18)	6,837	6,837
Number of Persons with Unknown Age	631	631
Number of Leavers	15,508	15,508
Number of Adult Leavers	9,551	9,551
Number of Adult and Head of Household Leavers	9,601	9,601
Number of Stayers	3,820	3,820
Number of Adult Stayers	2,309	2,309
Number of Veterans	184	184
Number of Chronically Homeless Persons	1,950	1,950
Number of Youth Under Age 25	2,008	2,008
Number of Parenting Youth Under Age 25 with Children	556	556
Number of Adult Heads of Household	11,048	11,048
Number of Child and Unknown-Age Heads of Household	56	56
Heads of Households and Adult Stayers in the Project 365 Days or More	173	173

⚙ Effective 1/1/2023, this question includes separate columns for totals relevant to the DQ questions and totals relevant to the entire APR. Data uploaded prior to 1/1/2023 has been bulk updated to use the same totals for both columns in order to support calculations in the Aggregator.

**Q06a: Data Quality: Personally Identifying Information**

	Client Doesn't Know/Prefers Not to Answer	Information Missing	Data Issues	Total	% of Issue Rate
Name	1	0	0	1	0.01%
Social Security Number	3,367	3,985	91	4,076	21.09%
Date of Birth	175	504	8	687	3.55%
Race/Ethnicity	93	5	0	98	0.51%
Gender	46	488	0	534	2.76%
Overall Score	0	0	0	4,461	23.08%

**New as of 10/1/2023.**

Numbers in *green italics* have been recalculated or weighted based on available totals.

**Q06b: Data Quality: Universal Data Elements**

Data Element	Client Doesn't Know/Prefers Not to Answer	Information Missing	Data Issues	Total	% of Issue Rate
Veteran Status	0	0	0	0	0%
Project Start Date	0	0	61	61	0.32%
Relationship to Head of Household	0	564	118	682	3.53%
Enrollment CoC	0	6	0	6	0.05%
Disabling Condition	89	616	7	712	3.68%

Numbers in *green italics* have been recalculated or weighted based on available totals.

**Q06c: Data Quality: Income and Housing Data Quality**

Data Element	Client Doesn't Know/Prefers Not to Answer	Information Missing	Data Issues	Total	% of Error Rate
Destination	10	10,364	0	10,374	<i>66.89%</i>
Income and Sources at Start	21	186	173	357	<i>3.00%</i>
Income and Sources at Annual Assessment	0	118	0	118	<i>68.21%</i>
Income and Sources at Exit	15	110	176	285	<i>2.97%</i>

Numbers in *green italics* have been recalculated or weighted based on available totals.

**Q06d: Data Quality: Chronic Homelessness**

Entering into project type	Count of Total Records	Missing Time in Institution	Missing Time in Housing	Approximate Date Started DK/R/missing	Number of Times DK/R/missing	Number of Months DK/R/missing	% of Records Unable to Calculate
ES-EE, ES-NbN, SH, Street Outreach	2,404	0	0	3	3	3	<i>0.11%</i>
TH	0	0	0	0	0	0	<i>0</i>
PH (All)	9,380	1	198	87	179	191	<i>4.90%</i>
CE	0	0	0	0	0	0	<i>0</i>
SSO, Day Shelter, HP	132	0	0	0	0	0	<i>0</i>
Total	11,916	0	0	0	0	0	<i>3.88%</i>

Numbers in *green italics* have been recalculated or weighted based on available totals.

**Q06e: Data Quality: Timeliness**

Time for Record Entry	Number of Project Start Records	Number of Project Exit Records
< 0 days	37	20
0 days	13,626	768
1-3 Days	1,501	1,216
4-6 Days	445	638
7-10 Days	221	569
11+ Days	1,348	12,297

**Q06f: Data Quality: Inactive Records: Street Outreach & Emergency Shelter**

Data Element	# of Records	# of Inactive Records	% of Inactive Records
Contact (Adults and Heads of Household in Street Outreach or ES - NbN)	0	0	<i>0</i>
Bed Night (All Clients in ES - NbN)	0	0	<i>0</i>

Numbers in *green italics* have been recalculated or weighted based on available totals.

**Q07a: Number of Persons Served**

	Total	Without Children	With Children and Adults	With Only Children	Unknown Household Type
Adults	11,860	8,242	3,480	0	138
Children	6,837	0	6,745	25	67
Client Doesn't Know/Prefers Not to Answer	175	0	21	0	154
Data Not Collected	456	0	83	0	373
Total	19,328	8,242	10,329	25	732
For PSH & RRH – the total persons served who moved into housing	1,104	492	612	0	0

**Q07b: Point-in-Time Count of Persons on the Last Wednesday**

	Total	Without Children	With Children and Adults	With Only Children	Unknown Household Type
January	948	399	549	0	0
April	896	442	454	0	0
July	888	403	485	0	0
October	963	407	556	0	0

**Q08a: Households Served**

	Total	Without Children	With Children and Adults	With Only Children	Unknown Household Type
Total Households	11,104	7,964	2,971	9	160
For PSH & RRH – the total households served who moved into housing	651	475	176	0	0

**Q08b: Point-in-Time Count of Households on the Last Wednesday**

	Total	Without Children	With Children and Adults	With Only Children	Unknown Household Type
January	553	392	161	0	0
April	557	427	130	0	0
July	528	388	140	0	0
October	549	389	160	0	0

**Q09a: Number of Persons Contacted**

Number of Persons Contacted	All Persons Contacted	First contact – NOT staying on the Streets, ES-EE, ES-NbN, or SH	First contact – WAS staying on Streets, ES-EE, ES-NbN, or SH	First contact – Worker unable to determine
Once	0	0	0	0
2-5 Times	0	0	0	0
6-9 Times	0	0	0	0
10+ Times	0	0	0	0
Total Persons Contacted	0	0	0	0

**Q09b: Number of Persons Newly Engaged**

Number of Persons Engaged	All Persons Contacted	First contact – NOT staying on the Streets, ES-EE, ES-NbN, or SH	First contact – WAS staying on Streets, ES-EE, ES-NbN, or SH	First contact – Worker unable to determine
Once	0	0	0	0
2-5 Contacts	0	0	0	0
6-9 Contacts	0	0	0	0
10+ Contacts	0	0	0	0
Total Persons Engaged	0	0	0	0
Rate of Engagement	0	0	0	0

Numbers in *green italics* have been recalculated or weighted based on available totals.

**Q10a: Gender**

	Total	Without Children	With Children and Adults	With Only Children	Unknown Household Type
Woman	9,641	3,146	6,266	16	213
Man	9,054	4,992	3,920	8	134
Culturally Specific Identity	2	2	0	0	0
Transgender	43	41	2	0	0
Non-Binary	17	14	3	0	0
Questioning	5	5	0	0	0
Different Identity	2	1	1	0	0
Woman/Man	3	0	3	0	0
Woman/Culturally Specific Identity	0	0	0	0	0
Woman/Transgender	17	17	0	0	0
Woman/Non-Binary	0	0	0	0	0
Woman/Questioning	0	0	0	0	0
Woman/Different Identity	0	0	0	0	0
Man/Culturally Specific Identity	0	0	0	0	0
Man/Transgender	6	6	0	0	0
Man/Non-Binary	1	1	0	0	0
Man/Questioning	0	0	0	0	0
Man/Different Identity	0	0	0	0	0
Culturally Specific Identity/Transgender	0	0	0	0	0
Culturally Specific Identity/Non-Binary	0	0	0	0	0
Culturally Specific Identity/Questioning	0	0	0	0	0
Culturally Specific Identity/Different Identity	0	0	0	0	0
Transgender/Non-Binary	0	0	0	0	0
Transgender/Questioning	0	0	0	0	0
Transgender/Different Identity	0	0	0	0	0
Non-Binary/Questioning	0	0	0	0	0
Non-Binary/Different Identity	0	0	0	0	0
Questioning/Different Identity	0	0	0	0	0
More than 2 Gender Identities Selected	3	2	1	0	0
Client Doesn't Know/Prefers Not to Answer	46	6	31	1	8
Data Not Collected	488	9	102	0	377
<b>Total</b>	19,328	8,242	10,329	25	732

New as of 10/1/2023.

**Q10d: Gender by Age Ranges**

	Total	Under Age 18	Age 18-24	Age 25-64	Age 65+	Client Doesn't Know/Prefers Not to Answer	Data Not Collected
Woman	9,641	3,343	1,377	4,640	198	76	7
Man	9,054	3,439	824	4,248	445	85	13
Culturally Specific Identity	2	0	0	2	0	0	0
Transgender	43	1	15	25	2	0	0
Non-Binary	17	0	3	14	0	0	0
Questioning	5	0	0	5	0	0	0
Different Identity	2	0	1	1	0	0	0
Woman/Man	3	1	1	1	0	0	0
Woman/Culturally Specific Identity	0	0	0	0	0	0	0
Woman/Transgender	17	0	7	10	0	0	0
Woman/Non-Binary	0	0	0	0	0	0	0
Woman/Questioning	0	0	0	0	0	0	0
Woman/Different Identity	0	0	0	0	0	0	0
Man/Culturally Specific Identity	0	0	0	0	0	0	0
Man/Transgender	6	0	2	4	0	0	0
Man/Non-Binary	1	0	0	1	0	0	0
Man/Questioning	0	0	0	0	0	0	0
Man/Different Identity	0	0	0	0	0	0	0
Culturally Specific Identity/Transgender	0	0	0	0	0	0	0
Culturally Specific Identity/Non-Binary	0	0	0	0	0	0	0
Culturally Specific Identity/Questioning	0	0	0	0	0	0	0
Culturally Specific Identity/Different Identity	0	0	0	0	0	0	0
Transgender/Non-Binary	0	0	0	0	0	0	0
Transgender/Questioning	0	0	0	0	0	0	0
Transgender/Different Identity	0	0	0	0	0	0	0
Non-Binary/Questioning	0	0	0	0	0	0	0
Non-Binary/Different Identity	0	0	0	0	0	0	0
Questioning/Different Identity	0	0	0	0	0	0	0
More than 2 Gender Identities Selected	3	1	1	1	0	0	0
Client Doesn't Know/Prefers Not to Answer	46	29	4	5	0	8	0
Data Not Collected	488	23	4	19	0	6	436
<b>Total</b>	<b>19,328</b>	<b>6,837</b>	<b>2,239</b>	<b>8,976</b>	<b>645</b>	<b>175</b>	<b>456</b>

New as of 10/1/2023.

**Q11: Age**

	Total	Without Children	With Children and Adults	With Only Children	Unknown Household Type
Under 5	2,708	0	2,665	16	27
5-12	3,210	0	3,173	4	33
13-17	919	0	907	5	7
18-24	2,239	1,440	771	0	28
25-34	3,492	1,766	1,661	0	65
35-44	2,306	1,507	769	0	30
45-54	1,643	1,415	215	0	13
55-64	1,535	1,481	52	0	2
65+	645	633	12	0	0
Client Doesn't Know/Prefers Not to Answer	175	0	21	0	154
Data Not Collected	456	0	83	0	373
<b>Total</b>	<b>19,328</b>	<b>8,242</b>	<b>10,329</b>	<b>25</b>	<b>732</b>

New as of 10/1/2023.

**Q12: Race and Ethnicity**

	Total	Without Children	With Children and Adults	With Only Children	Unknown Household Type
American Indian, Alaska Native, or Indigenous	58	39	19	0	0
Asian or Asian American	25	8	14	0	3
Black, African American, or African	16,911	7,032	9,525	21	333
Hispanic/Latina/e/o	284	110	166	1	7
Middle Eastern or North African	54	38	16	0	0
Native Hawaiian or Pacific Islander	15	13	2	0	0
White	909	701	206	0	2
Asian or Asian American & American Indian, Alaska Native, or Indigenous	4	4	0	0	0
Black, African American, or African & American Indian, Alaska Native, or Indigenous	58	35	23	0	0
Hispanic/Latina/e/o & American Indian, Alaska Native, or Indigenous	35	18	17	0	0
Middle Eastern or North African & American Indian, Alaska Native, or Indigenous	0	0	0	0	0
Native Hawaiian or Pacific Islander & American Indian, Alaska Native, or Indigenous	0	0	0	0	0
White & American Indian, Alaska Native, or Indigenous	12	10	2	0	0
Black, African American, or African & Asian or Asian American	13	4	9	0	0
Hispanic/Latina/e/o & Asian or Asian American	0	0	0	0	0
Middle Eastern or North African & Asian or Asian American	0	0	0	0	0
Native Hawaiian or Pacific Islander & Asian or Asian American	1	1	0	0	0
White & Asian or Asian American	3	3	0	0	0
Hispanic/Latina/e/o & Black, African American, or African	113	66	46	1	0
Middle Eastern or North African & Black, African American, or African	0	0	0	0	0
Native Hawaiian or Pacific Islander & Black, African American, or African	10	6	4	0	0
White & Black, African American, or African	137	53	84	0	0
Middle Eastern or North African & Hispanic/Latina/e/o	0	0	0	0	0
Native Hawaiian or Pacific Islander & Hispanic/Latina/e/o	9	8	1	0	0
White & Hispanic/Latina/e/o	54	30	24	0	0
Native Hawaiian or Pacific Islander & Middle Eastern or North African	0	0	0	0	0
White & Middle Eastern or North African	1	1	0	0	0
White & Native Hawaiian or Pacific Islander	5	3	2	0	0
Multiracial – more than 2 races/ethnicity, with one being Hispanic/Latina/e/o	29	17	12	0	0
Multiracial – more than 2 races, where no option is Hispanic/Latina/e/o	4	1	3	0	0
Client Doesn't Know/Prefers Not to Answer	93	32	49	2	10
Data Not Collected	491	9	105	0	377
<b>Total</b>	<b>19,328</b>	<b>8,242</b>	<b>10,329</b>	<b>25</b>	<b>732</b>

New as of 10/1/2023.

**Q13a1: Physical and Mental Health Conditions at Start**

	Total Persons	Without Children	Adults in HH with Children & Adults	Children in HH with Children & Adults	With Children and Adults ☞	With Only Children	Unknown Household Type
Mental Health Disorder	3,426	2,760	531	106	0	3	26
Alcohol Use Disorder	139	132	6	0	0	0	1
Drug Use Disorder	240	217	23	0	0	0	0
Both Alcohol Use and Drug Use Disorders	231	218	13	0	0	0	0
Chronic Health Condition	844	674	110	57	0	0	3
HIV/AIDS	96	90	6	0	0	0	0
Developmental Disability	633	377	102	152	0	0	2
Physical Disability	2,497	2,012	325	141	0	1	18

☞ The "With Children and Adults" column is retired as of 10/1/2019 and replaced with the columns "Adults in HH with Children & Adults" and "Children in HH with Children & Adults".

**Q13b1: Physical and Mental Health Conditions at Exit**

	Total Persons	Without Children	Adults in HH with Children & Adults	Children in HH with Children & Adults	With Children and Adults ☞	With Only Children	Unknown Household Type
Mental Health Disorder	3,031	2,436	486	86	0	2	21
Alcohol Use Disorder	117	110	6	0	0	0	1
Drug Use Disorder	196	183	13	0	0	0	0
Both Alcohol Use and Drug Use Disorders	196	185	11	0	0	0	0
Chronic Health Condition	698	557	86	52	0	0	3
HIV/AIDS	74	69	5	0	0	0	0
Developmental Disability	541	302	90	144	0	0	5
Physical Disability	2,052	1,663	263	109	0	1	16

☞ The "With Children and Adults" column is retired as of 10/1/2019 and replaced with the columns "Adults in HH with Children & Adults" and "Children in HH with Children & Adults".

**Q13c1: Physical and Mental Health Conditions for Stayers**

	Total Persons	Without Children	Adults in HH with Children & Adults	Children in HH with Children & Adults	With Children and Adults ☞	With Only Children	Unknown Household Type
Mental Health Disorder	717	550	131	30	0	1	5
Alcohol Use Disorder	33	33	0	0	0	0	0
Drug Use Disorder	57	48	9	0	0	0	0
Both Alcohol Use and Drug Use Disorders	48	47	1	0	0	0	0
Chronic Health Condition	198	158	30	10	0	0	0
HIV/AIDS	24	23	1	0	0	0	0
Developmental Disability	126	83	18	25	0	0	0
Physical Disability	531	410	79	38	0	0	4

☞ The "With Children and Adults" column is retired as of 10/1/2019 and replaced with the columns "Adults in HH with Children & Adults" and "Children in HH with Children & Adults".



**Q14a: History of Domestic Violence, Sexual Assault, Dating Violence, Stalking, or Human Trafficking**

	Total	Without Children	With Children and Adults	With Only Children	Unknown Household Type
Yes	3,386	1,881	1,448	4	53
No	8,262	6,217	1,941	5	99
Client Doesn't Know/Prefers Not to Answer	82	55	20	0	7
Data Not Collected	186	89	74	0	23
Total	11,916	8,242	3,483	9	182

**Q14b: Most recent experience of domestic violence, sexual assault, dating violence, stalking, or human trafficking**

	Total	Without Children	With Children and Adults	With Only Children	Unknown Household Type
Within the past three months	1,578	836	714	3	25
Three to six months ago	325	158	164	0	3
Six months to one year	296	148	143	1	4
One year ago, or more	1,101	683	400	0	18
Client Doesn't Know/Prefers Not to Answer	24	17	7	0	0
Data Not Collected	62	39	20	0	3
Total	3,386	1,881	1,448	4	53

New as of 10/1/2023.

**Q15: Living Situation**

	Total	Without Children	With Children and Adults	With Only Children	Unknown Household Type
<b>Homeless Situations</b>					
Place not meant for habitation	3,640	2,690	900	3	47
Emergency shelter, including hotel or motel paid for with emergency shelter voucher, Host Home shelter	1,713	1,332	369	2	10
Safe Haven	33	28	4	0	1
<b>Subtotal - Homeless Situations</b>	<b>5,386</b>	<b>4,050</b>	<b>1,273</b>	<b>5</b>	<b>58</b>
<b>Institutional Situations</b>					
Foster care home or foster care group home	16	13	3	0	0
Hospital or other residential non-psychiatric medical facility	329	316	12	0	1
Jail, prison, or juvenile detention facility	73	66	6	0	1
Long-term care facility or nursing home	35	35	0	0	0
Psychiatric hospital or other psychiatric facility	134	133	1	0	0
Substance abuse treatment facility or detox center	80	77	3	0	0
<b>Subtotal - Institutional Situations</b>	<b>667</b>	<b>640</b>	<b>25</b>	<b>0</b>	<b>2</b>
<b>Temporary Situations</b>					
Transitional housing for homeless persons (including homeless youth)	49	39	10	0	0
Residential project or halfway house with no homeless criteria	21	19	1	0	1
Hotel or motel paid for without emergency shelter voucher	500	297	197	0	6
Host Home (non-crisis)	18	16	2	0	0
Staying or living in a friend's room, apartment, or house	1,840	1,154	645	2	39
Staying or living in a family member's room, apartment, or house	2,208	1,298	873	2	35
<b>Subtotal - Temporary Situations</b>	<b>4,636</b>	<b>2,823</b>	<b>1,728</b>	<b>4</b>	<b>81</b>
<b>Permanent Situations</b>					
Rental by client, no ongoing housing subsidy	838	508	310	0	20
Rental by client, with ongoing housing subsidy	117	68	48	0	1
Owned by client, with ongoing housing subsidy	18	11	6	0	1
Owned by client, no ongoing housing subsidy	40	30	9	0	1
<b>Subtotal - Permanent Situations</b>	<b>1,013</b>	<b>617</b>	<b>373</b>	<b>0</b>	<b>23</b>
Client Doesn't Know/Prefers Not to Answer	45	25	16	0	4
Data Not Collected	169	87	68	0	14
<b>Subtotal - Other Situations</b>	<b>214</b>	<b>112</b>	<b>84</b>	<b>0</b>	<b>18</b>
<b>TOTAL</b>	<b>11,916</b>	<b>8,242</b>	<b>3,483</b>	<b>9</b>	<b>182</b>

**Updated 10/1/2023:** Rows reordered and grouped differently. New "Rental by client, with ongoing housing subsidy" row includes data previously reported under separate subsidy types.

🕒 Interim housing is retired as of 10/1/2019.

**Q16: Cash Income - Ranges**

	Income at Start	Income at Latest Annual Assessment for Stayers	Income at Exit for Leavers
No income	6,844	39	5,312
\$1 - \$150	62	0	48
\$151 - \$250	61	0	64
\$251 - \$500	313	1	275
\$501 - \$1000	2,102	4	1,776
\$1,001 - \$1,500	735	3	617
\$1,501 - \$2,000	744	2	640
\$2,001+	721	5	617
Client Doesn't Know/Prefers Not to Answer	22	0	16
Data Not Collected	256	1	186
Number of Adult Stayers Not Yet Required to Have an Annual Assessment	0	2,136	0
Number of Adult Stayers Without Required Annual Assessment	0	118	0
Total Adults	11,860	2,309	9,551

**Q17: Cash Income - Sources**

	Income at Start	Income at Latest Annual Assessment for Stayers	Income at Exit for Leavers
Earned Income	1,633	8	1,380
Unemployment Insurance	47	0	39
Supplemental Security Income (SSI)	1,872	7	1,590
Social Security Disability Insurance (SSDI)	967	3	826
VA Service-Connected Disability Compensation	60	0	56
VA Non-Service Connected Disability Pension	17	0	12
Private Disability Insurance	4	0	4
Worker's Compensation	122	0	92
Temporary Assistance for Needy Families (TANF)	122	1	111
General Assistance (GA)	68	0	55
Retirement Income from Social Security	96	0	75
Pension or retirement income from a former job	47	0	48
Child Support	129	2	103
Alimony and other spousal support	3	0	4
Other Source	246	3	205
Adults with Income Information at Start and Annual Assessment/Exit	0	55	60

**Q19b: Disabling Conditions and Income for Adults at Exit**

	AO: Adult with Disabling Condition	AO: Adult without Disabling Condition	AO: Total Adults	AO: % with Disabling Condition by Source	AC: Adult with Disabling Condition	AC: Adult without Disabling Condition	AC: Total Adults	AC: % with Disabling Condition by Source	UK: Adult with Disabling Condition	UK: Adult without Disabling Condition	UK: Total Adults	UK: % with Disabling Condition by Source
Earned Income	260	559	819	<i>31.75%</i>	97	428	525	<i>18.48%</i>	4	12	16	<i>25.00%</i>
Unemployment Insurance	10	14	24	<i>41.67%</i>	2	13	15	<i>13.33%</i>	0	0	0	<i>0</i>
Supplemental Security Income (SSI)	1,079	225	1,304	<i>82.75%</i>	147	94	241	<i>61.00%</i>	7	2	9	<i>77.78%</i>
Social Security Disability Insurance (SSDI)	609	82	691	<i>88.13%</i>	65	44	109	<i>59.63%</i>	3	1	4	<i>75.00%</i>
VA Service-Connected Disability Compensation	51	3	54	<i>94.44%</i>	0	0	0	<i>0</i>	0	0	0	<i>0</i>
VA Non-Service-Connected Disability Pension	5	6	11	<i>45.45%</i>	1	0	1	<i>100.00%</i>	0	0	0	<i>0</i>
Private Disability Insurance	4	0	4	<i>100.00%</i>	0	0	0	<i>0</i>	0	0	0	<i>0</i>
Worker's Compensation	10	50	60	<i>16.67%</i>	2	34	36	<i>5.56%</i>	0	3	3	<i>0%</i>
Temporary Assistance for Needy Families (TANF)	12	9	21	<i>57.14%</i>	18	70	88	<i>20.45%</i>	0	1	1	<i>0%</i>
General Assistance (GA)	13	7	20	<i>65.00%</i>	17	17	34	<i>50.00%</i>	0	1	1	<i>0%</i>
Retirement Income from Social Security	59	13	72	<i>81.94%</i>	2	0	2	<i>100.00%</i>	0	0	0	<i>0</i>
Pension or retirement income from a former job	35	11	46	<i>76.09%</i>	0	0	0	<i>0</i>	0	0	0	<i>0</i>
Child Support	5	13	18	<i>27.78%</i>	31	53	84	<i>36.90%</i>	1	0	1	<i>100.00%</i>
Alimony and other spousal support	2	1	3	<i>66.67%</i>	1	0	1	<i>100.00%</i>	0	0	0	<i>0</i>
Other source	71	35	106	<i>66.98%</i>	27	53	80	<i>33.75%</i>	0	3	3	<i>0%</i>
No Sources	1,343	2,156	3,499	<i>38.38%</i>	283	1,306	1,589	<i>17.81%</i>	8	66	74	<i>10.81%</i>
Unduplicated Total Adults	3,233	3,125	6,358		627	2,029	2,656		19	88	107	

Numbers in *green italics* have been recalculated or weighted based on available totals.

**Q20a: Type of Non-Cash Benefit Sources**

	Benefit at Start	Benefit at Latest Annual Assessment for Stayers	Benefit at Exit for Leavers
Supplemental Nutrition Assistance Program (SNAP) (Previously known as Food Stamps)	4,877	18	4,178
Special Supplemental Nutrition Program for Women, Infants, and Children (WIC)	229	0	206
TANF Child Care Services	14	0	13
TANF Transportation Services	16	0	12
Other TANF-Funded Services	80	0	67
Other Source	58	0	48

**Q21: Health Insurance**

	At Start	At Annual Assessment for Stayers	At Exit for Leavers
MEDICAID	12,705	37	10,529
MEDICARE	1,075	1	916
State Children's Health Insurance Program	209	1	182
Veteran's Health Administration (VHA)	161	1	143
Employer-Provided Health Insurance	241	1	199
Health Insurance obtained through COBRA	54	1	48
Private Pay Health Insurance	126	1	97
State Health Insurance for Adults	487	2	442
Indian Health Services Program	59	1	51
Other	362	5	302
No Health Insurance	4,531	28	3,413
Client Doesn't Know/Prefers Not to Answer	184	0	157
Data Not Collected	913	197	595
Number of Stayers Not Yet Required to Have an Annual Assessment	0	3,555	0
1 Source of Health Insurance	12,655	37	10,456
More than 1 Source of Health Insurance	1,175	3	1,012

**Q22a2: Length of Participation – ESG Projects**

	Total	Leavers	Stayers
0 to 7 days	2,345	1,807	538
8 to 14 days	6,241	5,762	479
15 to 21 days	1,533	1,344	189
22 to 30 days	971	761	210
31 to 60 days	1,967	1,464	503
61 to 90 days	1,250	889	361
91 to 180 days	2,362	1,676	686
181 to 365 days	1,928	1,339	589
366 to 730 days (1-2 Yrs)	711	452	259
731 to 1,095 days (2-3 Yrs)	16	10	6
1,096 to 1,460 days (3-4 Yrs)	4	4	0
1,461 to 1,825 days (4-5 Yrs)	0	0	0
More than 1,825 days (> 5 Yrs)	0	0	0
Total	19,328	15,508	3,820

**Q22c: Length of Time between Project Start Date and Housing Move-in Date**

	Total	Without Children	With Children and Adults	With Only Children	Unknown Household Type
7 days or less	31	24	7	0	0
8 to 14 days	4	2	2	0	0
15 to 21 days	15	6	9	0	0
22 to 30 days	17	13	4	0	0
31 to 60 days	85	29	56	0	0
61 to 90 days	76	44	32	0	0
91 to 180 days	277	118	158	1	0
181 to 365 days	364	137	227	0	0
366 to 730 days (1-2 Yrs)	125	66	59	0	0
<b>Total (persons moved into housing)</b>	998	443	554	1	0
<b>Average length of time to housing</b>	<i>207.94</i>	<i>206.76</i>	<i>208.96</i>	<i>175.00</i>	<i>0</i>
<b>Persons who were exited without move-in</b>	11,572	4,613	6,286	21	652
<b>Total persons</b>	12,570	5,056	6,840	22	652

Numbers in *green italics* have been recalculated or weighted based on available totals.

**Q22d: Length of Participation by Household Type**

	Total	Without Children	With Children and Adults	With Only Children	Unknown Household Type
7 days or less	2,345	1,169	1,111	5	60
8 to 14 days	6,241	2,403	3,414	14	410
15 to 21 days	1,533	711	752	0	70
22 to 30 days	971	420	508	0	43
31 to 60 days	1,967	829	1,079	0	59
61 to 90 days	1,250	550	640	1	59
91 to 180 days	2,362	1,047	1,281	5	29
181 to 365 days	1,928	748	1,178	0	2
366 to 730 days (1-2 Yrs)	711	345	366	0	0
731 days or more	20	20	0	0	0
<b>Total</b>	19,328	8,242	10,329	25	1,070

**Updated 10/1/2023:** Data previously in categories of 1,096 days at higher has been collapsed into 731 days or more.

**Q22e: Length of Time Prior to Housing - based on 3.917 Date Homelessness Started**

	Total	Without Children	With Children and Adults	With Only Children	Unknown Household Type
7 days or less	1,172	683	487	2	0
8 to 14 days	129	80	49	0	0
15 to 21 days	108	60	48	0	0
22 to 30 days	126	54	72	0	0
31 to 60 days	251	147	104	0	0
61 to 90 days	209	103	106	0	0
91 to 180 days	374	198	176	0	0
181 to 365 days	564	298	266	0	0
366 to 730 days (1-2 Yrs)	666	326	340	0	0
731 days or more	738	397	339	2	0
<b>Total</b>	4,043	2,304	1,737	2	0
Not yet moved into housing	14,584	5,800	8,031	21	732
Data not collected	277	55	221	1	0
<b>Total persons</b>	19,051	8,180	10,114	25	732

**Q22f: Length of Time between Project Start Date and Housing Move-in Date by Race and Ethnicity**

	American Indian, Alaska Native, or Indigenous	Asian or Asian American	Black, African American, or African	Hispanic/Latina/e/o	Middle Eastern or North African	Native Hawaiian or Pacific Islander	White	At Least 1 Race and Hispanic/Latina/e/o	Multi-racial (does not include Hispanic/Latina/e/o)	Unknown (Don't Know, Preferred not to Answer, Data not Collected)
<b>Persons Moved Into Housing</b>	0	0	1,015	1	0	0	55	17	21	1
<b>Persons Exited Without Move-In</b>	0	0	0	0	0	0	0	0	0	0
<b>Average time to Move-In</b>	0	0	200.14	123.00	0	0	224.65	155.29	196.14	110.00
<b>Median time to Move-In</b>	Cannot calculate	Cannot calculate	Cannot calculate	Cannot calculate	Cannot calculate	Cannot calculate	Cannot calculate	Cannot calculate	Cannot calculate	Cannot calculate

New as of 10/1/2023.

## Q22g: Length of Time Prior to Housing by Race and Ethnicity - based on 3.917 Date Homelessness Started

	American Indian, Alaska Native, or Indigenous	Asian or Asian American	Black, African American, or African	Hispanic/Latina/e/o	Middle Eastern or North African	Native Hawaiian or Pacific Islander	White	At Least 1 Race and Hispanic/Latina/e/o	Multi-racial (does not include Hispanic/Latina/e/o)	Unknown (Don't Know, Preferred not to Answer, Data not Collected)
Persons Moved Into Housing	12	6	3,746	93	8	3	261	92	80	1
Persons Not Yet Moved Into Housing	46	19	12,751	190	46	12	638	143	158	97
Average time to Move-In	0	0	489.32	14.56	0	0	443.33	175.12	202.76	798.00
Median time to Move-In	Cannot calculate	Cannot calculate	Cannot calculate	Cannot calculate	Cannot calculate	Cannot calculate	Cannot calculate	Cannot calculate	Cannot calculate	Cannot calculate

New as of 10/1/2023.



**Q23c: Exit Destination**

	Total	Without Children	With Children and Adults	With Only Children	Unknown Household Type
<b>Homeless Situations</b>					
Place not meant for habitation (e.g., a vehicle, an abandoned building, bus/train/subway station/airport or anywhere outside)	29	14	15	0	0
Emergency shelter, including hotel or motel paid for with emergency shelter voucher, Host Home shelter	969	754	214	1	0
Safe Haven	8	4	4	0	0
<b>Subtotal - Homeless Situations</b>	<b>1,006</b>	<b>772</b>	<b>233</b>	<b>1</b>	<b>0</b>
<b>Institutional Situations</b>					
Foster care home or foster care group home	0	0	0	0	0
Hospital or other residential non-psychiatric medical facility	57	51	6	0	0
Jail, prison, or juvenile detention facility	25	19	6	0	0
Long-term care facility or nursing home	3	3	0	0	0
Psychiatric hospital or other psychiatric facility	36	30	6	0	0
Substance abuse treatment facility or detox center	21	11	10	0	0
<b>Subtotal - Institutional Situations</b>	<b>142</b>	<b>114</b>	<b>28</b>	<b>0</b>	<b>0</b>
<b>Temporary Situations</b>					
Transitional housing for homeless persons (including homeless youth)	167	131	36	0	0
Residential project or halfway house with no homeless criteria	3	1	2	0	0
Hotel or motel paid for without emergency shelter voucher	21	7	14	0	0
Host Home (non-crisis)	3	1	2	0	0
Staying or living with family, temporary tenure (e.g., room, apartment, or house)	325	80	233	0	12
Staying or living with friends, temporary tenure (e.g., room, apartment, or house)	185	71	114	0	0
Moved from one HOPWA funded project to HOPWA TH	0	0	0	0	0
<b>Subtotal - Temporary Situations</b>	<b>704</b>	<b>291</b>	<b>401</b>	<b>0</b>	<b>12</b>
<b>Permanent Situations</b>					
Staying or living with family, permanent tenure	611	253	350	1	7
Staying or living with friends, permanent tenure	320	153	165	0	2
Moved from one HOPWA funded project to HOPWA PH	0	0	0	0	0
Rental by client, no ongoing housing subsidy	439	125	314	0	0
Rental by client, with ongoing housing subsidy	1,744	648	1,094	1	1
Owned by client, with ongoing housing subsidy	12	1	11	0	0
Owned by client, no ongoing housing subsidy	5	2	3	0	0
<b>Subtotal - Permanent Situations</b>	<b>3,131</b>	<b>1,182</b>	<b>1,937</b>	<b>2</b>	<b>10</b>
<b>Other Situations</b>					
No Exit Interview Completed	10,402	4,235	5,522	18	627
Other	5	4	1	0	0
Deceased	8	8	0	0	0
Client Doesn't Know/Prefers Not to Answer	13	7	6	0	0
Data Not Collected	97	34	57	3	3
<b>Subtotal - Other Situations</b>	<b>10,525</b>	<b>4,288</b>	<b>5,586</b>	<b>21</b>	<b>630</b>
<b>Total</b>	<b>15,508</b>	<b>6,647</b>	<b>8,185</b>	<b>24</b>	<b>652</b>
Total persons exiting to positive housing destinations	3,132	1,183	1,937	2	10
Total persons whose destinations excluded them from the calculation	68	62	6	0	0
Percentage	20.28%	17.97%	23.68%	8.33%	1.53%

**Updated 10/1/2023:** Rows reordered and grouped differently. Destinations with subsidies are now detailed in Q23d. Existing data has been updated to match new row order and relocated to Q23d as appropriate.

Numbers in *green italics* have been recalculated or weighted based on available totals.

### Q23d: Exit Destination – Subsidy Type of Persons Exiting to Rental by Client With An Ongoing Subsidy

	Total	Without Children	With Children and Adults	With Only Children	Unknown Household Type
GPD TIP housing subsidy	11	3	8	0	0
VASH housing subsidy	5	5	0	0	0
RRH or equivalent subsidy	651	185	465	0	1
HCV voucher (tenant or project based) (not dedicated)	512	186	326	0	0
Public housing unit	21	7	14	0	0
Rental by client, with other ongoing housing subsidy	41	13	28	0	0
Housing Stability Voucher	10	0	10	0	0
Family Unification Program Voucher (FUP)	0	0	0	0	0
Foster Youth to Independence Initiative (FYI)	0	0	0	0	0
Permanent Supportive Housing	334	178	155	1	0
Other permanent housing dedicated for formerly homeless persons	139	70	69	0	0
TOTAL	1,743	647	1,094	1	1

**New as of 10/1/2023:** Existing data from Q23c prior to 10/1/2023 has been relocated to Q23d as appropriate.

### Q23e: Exit Destination Type by Race and Ethnicity

	Total	American Indian, Alaska Native, or Indigenous	Asian or Asian American	Black, African American, or African	Hispanic/Latina/e/o	Middle Eastern or North African	Native Hawaiian or Pacific Islander	White	At Least 1 Race and Hispanic/Latina/e/o	Multi-racial (does not include Hispanic/Latina/e/o)	Unkn (Don't Know) Prefer not to Answer Data Collected
Homeless Situations	1,006	6	0	868	11	4	3	71	22	17	4
Institutional Situations	142	0	0	110	1	2	0	18	6	5	0
Temporary Housing Situations	704	5	6	598	22	2	0	35	4	23	9
Permanent Housing Situations	3,129	2	4	2,795	42	1	0	139	63	71	12
Other	10,527	35	13	9,136	155	30	9	485	104	96	464
<b>Total</b>	<b>15,508</b>	<b>48</b>	<b>23</b>	<b>13,507</b>	<b>231</b>	<b>39</b>	<b>12</b>	<b>748</b>	<b>199</b>	<b>212</b>	<b>489</b>

**New as of 10/1/2023.**

**Q24a: Homelessness Prevention Housing Assessment at Exit**

	Total	Without Children	With Children and Adults	With Only Children	Unknown Household Type
Able to maintain the housing they had at project start--Without a subsidy	14	0	14	0	0
Able to maintain the housing they had at project start--With the subsidy they had at project start	18	7	11	0	0
Able to maintain the housing they had at project start--With an on-going subsidy acquired since project start	0	0	0	0	0
Able to maintain the housing they had at project start--Only with financial assistance other than a subsidy	7	1	6	0	0
Moved to new housing unit--With on-going subsidy	63	15	48	0	0
Moved to new housing unit--Without an on-going subsidy	93	21	72	0	0
Moved in with family/friends on a temporary basis	53	8	45	0	0
Moved in with family/friends on a permanent basis	11	8	3	0	0
Moved to a transitional or temporary housing facility or program	0	0	0	0	0
Client became homeless -- moving to a shelter or other place unfit for human habitation	1	1	0	0	0
Jail/prison	0	0	0	0	0
Deceased	0	0	0	0	0
Client Doesn't Know/Prefers Not to Answer	0	0	0	0	0
Data not collected (no exit interview completed)	17	1	16	0	0
Total	277	62	215	0	0

**Q24d: Language of Persons Requiring Translation Assistance**

Language Response (Top 20 Languages Selected)	Total Persons Requiring Translation Assistance	Language Name <sup>1</sup>
367	54	<i>Spanish</i>
180	9	<i>French</i>
114	8	<i>Arabic</i>
110	1	<i>American Sign Language</i>
Different Preferred Language	3	
<b>Total</b>	<b>73</b>	

New as of 10/1/2023.

<sup>1</sup>This lookup is provided by Sage. The CSV upload contains only the response code.

**Q25a: Number of Veterans**

	Total	Without Children	With Children and Adults	Unknown Household Type
Chronically Homeless Veteran	25	25	0	0
Non-Chronically Homeless Veteran	159	156	3	0
Not a Veteran	11,676	8,061	3,477	138
Client Doesn't Know/Prefers Not to Answer	0	0	0	0
Data Not Collected	0	0	0	0
Total	11,860	8,242	3,480	138

**Q26b: Number of Chronically Homeless Persons by Household**

	Total	Without Children	With Children and Adults	With Only Children	Unknown Household Type
Chronically Homeless	1,950	1,233	699	1	17
Not Chronically Homeless	16,302	6,645	9,366	20	271
Client Doesn't Know/Prefers Not to Answer	107	82	18	0	7
Data Not Collected	969	282	246	4	437
Total	19,328	8,242	10,329	25	732

# **2023 SAGE REPORT -CV**



## HUD ESG-CV

Report: ESG-CV

Period: 4/1/2024 - 6/30/2024 (FY2024 Q15)

Your user level here: Data Entry and Account Admin

## Report Date Range

4/1/2024 to 6/30/2024

## Report first submitted to HUD on

6/24/2024

## Reporting Requirements Identified

Have you executed your ESG-CV Grant Agreement?	Yes
Have you made any expenditures?	Yes
Identify the expenditures made to date	HMIS, Admin, Hazard Pay, Landlord Incentives, Volunteer Incentives, Temporary Emergency Shelter, Emergency Shelter, Street Outreach, Rapid Re-Housing, Homelessness Prevention

## HMIS/VSP Contacts Identified

Organization	HMIS/VSP ID	VSP?	Contact Name	Contact Email	Contact Phone
Homeless Action Network of Detroit	HAND	No	Kiana Harrison	kiana@handetroit.org	(313)443-2043
YWCA of Metropolitan Detroit	YWCA	Yes	Alesia McGlocton	amcglocton@ywcadetroit.org	(313)861-5300 115

## Project and Bundle List

Component Type	Subrecipient	Sub-subrecipient	Project Name	Carried Forward?	Start Date	End Date	HMIS ID	HMIS Full Name	VSP?	Bundle - Quarterly	Bundle Sent?
Emergency Shelter (CV)	Alternatives for Girls		1. AFG - Detroit CoC - Shelter (18-21) - City ESG, City ESG-CV	Y	1/1/2021	12/31/2021	HAND	Homeless Action Network of Detroit	No		
Emergency Shelter (CV)	Alternatives for Girls		MDHHS - AFG - Detroit CoC - BCC Shelter (Age 15-17) - DHS & City ESG	Y	1/1/2021	12/31/2021	HAND	Homeless Action Network of Detroit	No		
Emergency Shelter (CV)	Cass Community Social Services		MDHHS - 1. CCSS - Detroit CoC - Cass Community Family Shelter (DHS) ESP, City ESG-CV	Y	1/1/2021	12/31/2021	HAND	Homeless Action Network of Detroit	No		
Emergency Shelter (CV)	Cass Community Social Services		MDHHS - 1. CCSS - Detroit CoC - Interfaith Rotating Shelter (DHS) ESP (B)	Y	11/1/2020	12/31/2021	HAND	Homeless Action Network of Detroit	No		
Emergency Shelter (CV)	Cass Community Social Services		MDHHS - 1. CCSS - Detroit CoC - Warming Center (DHS) ESP	Y	12/1/2020	12/31/2022	HAND	Homeless Action Network of Detroit	No		
Emergency Shelter (CV)	COTS		MDHHS - 1. COTS-Detroit CoC - Emergency Shelter (Peterboro) (DHS) ESP, City ESG-CV	Y	1/1/2021	12/31/2021	HAND	Homeless Action Network of Detroit	No		
Emergency Shelter (CV)	Covenant House		MDHHS - Covenant House Michigan - Detroit CoC - Caritas Center, City ESG-CV	Y	1/1/2021	12/31/2021	HAND	Homeless Action Network of Detroit	No		
Emergency Shelter (CV)	Detroit Rescue Mission Ministries (DRMM) Detroit CoC		1. City of Detroit - ESG-DRMM G3 - Singles Emergency Shelter	Y	1/1/2021	12/31/2021	HAND	Homeless Action Network of Detroit	No		
Emergency Shelter (CV)	Detroit Rescue Mission Ministries (DRMM) Detroit CoC		MDHHS - 1. DRMM - Detroit CoC - Emergency Shelter - Genesis House Two DHS ESP, City ESG-CV	Y	1/1/2021	12/31/2021	HAND	Homeless Action Network of Detroit	No		
Emergency Shelter (CV)	Detroit Rescue Mission Ministries (DRMM) Detroit CoC		DRMM Oasis Emergency Shelter	Y	7/1/2020	4/30/2023	HAND	Homeless Action Network of Detroit	No		

Component Type	Subrecipient	Sub-subrecipient	Project Name	Carried Forward?	Start Date	End Date	HMIS ID	HMIS Full Name	VSP?	Bundle - Quarterly	Bundle Sent?
Emergency Shelter (CV)	Detroit Rescue Mission Ministries (DRMM) Detroit CoC		MDHHS - 1. DRMM - Detroit CoC - Emergency Shelter Dept. - DRM DHS ESP, City ESG-CV	Y	1/1/2023	9/30/2023	HAND	Homeless Action Network of Detroit	No		
Emergency Shelter (CV)	Detroit Rescue Mission Ministries (DRMM) Detroit CoC		MDHHS - 1. DRMM - Detroit CoC - Emergency Shelter Dept. - Genesis House III (DHS) ESP, City ESG-CV	Y	1/1/2023	9/30/2023	HAND	Homeless Action Network of Detroit	No		
Emergency Shelter (CV)	Detroit Rescue Mission Ministries (DRMM) Detroit CoC		1. DRMM - Detroit CoC - Warming Center - Mack Ave.	Y	11/1/2020	4/30/2023	HAND	Homeless Action Network of Detroit	No		
Emergency Shelter (CV)	Detroit Rescue Mission Ministries (DRMM) Detroit CoC		1. DRMM- Detroit CoC- Warming Center - City ESG-CV	Y	11/1/2020	12/31/2022	HAND	Homeless Action Network of Detroit	No		
Emergency Shelter (CV)	Detroit Rescue Mission Ministries (DRMM) Detroit CoC		1. DRMM- Detroit CoC Warming Center G3 - City ESG-CV	Y	11/1/2020	12/31/2021	HAND	Homeless Action Network of Detroit	No		
Emergency Shelter (CV)	Detroit Rescue Mission Ministries (DRMM) Detroit CoC		MDHHS - 1. DRMM - Detroit CoC - Emergency Shelter Dept. - DRM DHS ESP, City ESG-CV	Y	1/1/2021	12/31/2021	HAND	Homeless Action Network of Detroit	No		
Emergency Shelter (CV)	Detroit Rescue Mission Ministries (DRMM) Detroit CoC		MDHHS - 1. DRMM - Detroit CoC - Emergency Shelter Dept. - Genesis House III (DHS) ESP, City ESG-CV	Y	1/1/2021	12/31/2021	HAND	Homeless Action Network of Detroit	No		
Emergency Shelter (CV)	Freedom House		MDHHS - 1. Freedom House - Detroit CoC - Transitional Housing (DHS) ESP, City ESG-CV	Y	1/1/2021	12/31/2021	HAND	Homeless Action Network of Detroit	No		
Emergency Shelter (CV)	Methodist Children's Home Society of Michigan		Methodist Children's Home - Detroit Wayne/TIPS - City ESG-CV	Y	1/1/2021	12/31/2021	HAND	Homeless Action Network of Detroit	No		



Component Type	Subrecipient	Sub-subrecipient	Project Name	Carried Forward?	Start Date	End Date	HMIS ID	HMIS Full Name	VSP?	Bundle - Quarterly	Bundle Sent?
Emergency Shelter (CV)	Michigan Veterans Foundation		MDHHS - 1. Michigan Veterans Foundation-Detroit-Vet rescue (DHS) ESP, City ESG-CV	Y	1/1/2021	12/31/2021	HAND	Homeless Action Network of Detroit	No		
Emergency Shelter (CV)	Neighborhood Service Organization		MDHHS-NSO-DHHC (Formerly Tumaini)-(DHS) ESP, City ESG-CV	Y	1/1/2021	12/31/2021	HAND	Homeless Action Network of Detroit	No		
Emergency Shelter (CV)	Operation Get Down		MDHHS - 1. Operation Get Down - Detroit -Emergency Shelter Program (DHS) ESP, City ESG-CV	Y	1/1/2023	9/30/2023	HAND	Homeless Action Network of Detroit	No		
Emergency Shelter (CV)	Operation Get Down		MDHHS - 1. Operation Get Down - Detroit -Emergency Shelter Program (DHS) ESP, City ESG-CV	Y	1/1/2021	12/31/2021	HAND	Homeless Action Network of Detroit	No		
Emergency Shelter (CV)	Salvation Army		MDHHS - 1. Salvation Army - Detroit CoC - New Booth Shelter (DHS) ESP, City ESG-CV	Y	4/1/2021	12/31/2021	HAND	Homeless Action Network of Detroit	No		
Emergency Shelter (CV)	The Pope Francis Center		Pope Francis Center - Detroit CoC - Warming Center - City ESG-CV/CDBG	Y	1/1/2021	5/31/2021	HAND	Homeless Action Network of Detroit	No		
Emergency Shelter (CV)	YWCA		YWCA Interim House	Y	4/1/2021	12/31/2021	YWCA	YWCA of Metropolitan Detroit	Yes		
Homelessness Prevention	Legal Aid & Defender Association		Legal Aid and Defender - Detroit - Prevention - City ESG-CV (12925)	Y	8/1/2021	3/31/2022	HAND	Homeless Action Network of Detroit	No		
Homelessness Prevention	Matrix Human Services		Matrix Human Services - Detroit - Prevention - City ESG-CV	Y	1/1/2021	12/31/2021	HAND	Homeless Action Network of Detroit	No		
Homelessness Prevention	The Heat and Warmth Fund		THAW - Detroit - Prevention-City ESG-CV	Y	7/1/2021	12/31/2021	HAND	Homeless Action Network of Detroit	No		
Homelessness Prevention	United Community Housing Coalition		UCHC - Detroit CoC - Prevention - City ESG-CV	Y	4/1/2021	9/30/2022	HAND	Homeless Action Network of Detroit	No		
Homelessness Prevention	Wayne Metro		Wayne Metro CAA - Detroit - Prevention - City ESG-CV	Y	6/1/2021	12/31/2021	HAND	Homeless Action Network of Detroit	No		

Component Type	Subrecipient	Sub-subrecipient	Project Name	Carried Forward?	Start Date	End Date	HMIS ID	HMIS Full Name	VSP?	Bundle - Quarterly	Bundle Sent?
PH - Rapid Re-Housing	Alternatives for Girls		AFG - Detroit CoC - Rapid Rehousing - City ESG-CV	Y	1/1/2021	6/30/2022	HAND	Homeless Action Network of Detroit	No		
PH - Rapid Re-Housing	Central City Integrated Health		Central City Integrated Health - Detroit CoC - RRH - City ESG-CV	Y	7/1/2021	6/30/2022	HAND	Homeless Action Network of Detroit	No		
PH - Rapid Re-Housing	Community & Home Supports Inc		CHS - Detroit CoC - EHV/RRH Case Mgt City ESG-CV	Y	10/1/2021	6/30/2022	HAND	Homeless Action Network of Detroit	No		
PH - Rapid Re-Housing	Community & Home Supports, Inc.		Community & Home Supports, Inc. - Detroit CoC - RRH - City ESG-CV	Y	4/1/2021	6/30/2022	HAND	Homeless Action Network of Detroit	No		
PH - Rapid Re-Housing	Neighborhood Legal Services		RRH	Y	7/1/2020	6/30/2022	HAND	Homeless Action Network of Detroit	No		
PH - Rapid Re-Housing	Neighborhood Legal Services		Neighborhood Legal Services Michigan - Detroit - RRH - City ESG-CV Rd2	Y	1/1/2023	9/30/2023	HAND	Homeless Action Network of Detroit	No		
PH - Rapid Re-Housing	Ruth Ellis Center		Ruth Ellis Center - Detroit CoC - RRH - City ESG-CV	Y	1/1/2021	6/30/2022	HAND	Homeless Action Network of Detroit	No		
PH - Rapid Re-Housing	Southwest Solutions		Southwest Counseling Solutions - Detroit CoC - RRH - City ESG-CV	Y	1/1/2021	6/30/2021	HAND	Homeless Action Network of Detroit	No		
PH - Rapid Re-Housing	Wayne Metro		Wayne Metro CAA - Detroit CoC - RRH - City ESG-CV	Y	1/1/2021	6/30/2022	HAND	Homeless Action Network of Detroit	No		
PH - Rapid Re-Housing	Wayne Metro		WMCAA - RRH - City EHV	Y	10/1/2021	6/30/2022	HAND	Homeless Action Network of Detroit	No		
Street Outreach	Central City Integrated Health		Central City Integrated Health - Detroit CoC - Street Outreach - City ESGCV	Y	10/1/2021	3/31/2022	HAND	Homeless Action Network of Detroit	No		
Street Outreach	City of Detroit Health Department		DHD - Detroit - Street Outreach - ESG/CDBG, City ESG-CV	Y	1/1/2021	2/28/2023	HAND	Homeless Action Network of Detroit	No		

Component Type	Subrecipient	Sub-subrecipient	Project Name	Carried Forward?	Start Date	End Date	HMIS ID	HMIS Full Name	VSP?	Bundle - Quarterly	Bundle Sent?
Street Outreach	Community & Home Supports		Community & Home Supports, Inc. - Detroit CoC - Street Outreach Navigation - City ESG-CV	Y	4/1/2021	12/31/2021	HAND	Homeless Action Network of Detroit	No		
Street Outreach	Neighborhood Service Organization		NSO - Detroit - Street Outreach - City ESG/CDBG (12810)	Y	1/1/2021	12/31/2021	HAND	Homeless Action Network of Detroit	No		
Temporary Emergency Shelter	City of Detroit Health Department		Alternative Shelter 1	Y	7/1/2020	9/30/2021	HAND	Homeless Action Network of Detroit	No		
Temporary Emergency Shelter	City of Detroit Health Department		Alternative Shelter 2	Y	7/1/2020	9/30/2021	HAND	Homeless Action Network of Detroit	No		
Temporary Emergency Shelter	City Of Detroit Housing and Revitalization Department		Alternative Shelter 1	Y	7/1/2020	8/31/2020	HAND	Homeless Action Network of Detroit	No		
Temporary Emergency Shelter	City Of Detroit Housing and Revitalization Department		Alternative Shelter 2	Y	7/1/2020	8/31/2020	HAND	Homeless Action Network of Detroit	No		
Temporary Emergency Shelter	Detroit Rescue Mission Ministries (DRMM) Detroit CoC		DRMM - Detroit CoC- Alternative Shelter - City ESG-CV	Y	1/1/2021	6/30/2023	HAND	Homeless Action Network of Detroit	No		
Temporary Emergency Shelter	Detroit Rescue Mission Ministries (DRMM) Detroit CoC		DRMM 626 E Grand	Y	7/1/2020	7/31/2020	HAND	Homeless Action Network of Detroit	No		

#### CUMULATIVE Projects carried out during the program year (according to files that have been uploaded)

Components	Projects	Total Persons Reported	Total Households Reported
Emergency Shelter - Entry Exit	9	1597	1410
Emergency Shelter - Night-by-Night/Temporary Emergency Shelter	20	6442	4830
Day Shelter	1	117	117
Transitional Housing	2	0	0
<b>Total Emergency Shelter Component</b>	32	8156	6357
Total Street Outreach	4	885	465
Total PH - Rapid Re-Housing	10	1018	550
Total Homelessness Prevention	5	1035	449

#### QUARTERLY Projects carried out during the program year (according to files that have been uploaded)

Components	Projects	Total Persons Reported	Total Households Reported
<b>Total Emergency Shelter Component</b>	0		

## Narrative for Projects Missing on Previous Submission

- no data -

### Information on Allowable Activities

Temporary Emergency Shelters – essential services	Yes
Briefly describe what you provided through this service, including how you used these services to prevent, prepare for, and respond to the COVID-19 response and recovery and why you believe it was necessary for your crisis response effort.	ESG-CV funds were and continue to provide essential services at the temporary shelter. Essential services consist of transportation for COVID-19 symptomatic or positive households experiencing homelessness. If an individual experiencing homelessness was suspected of having COVID-19 or was being discharged from a hospital after being diagnosed positive, ESG-CV funds were used to transport that person to the isolation shelter, therefore preventing potential spread of the illness to others. Drivers utilized proper PPE and sanitized vehicles after each trip to ensure the safety of the staff and future passengers. Essential service costs also cover case management staff who care for and work with persons at the isolation shelters.
Temporary Emergency Shelters – operating costs	Yes
Briefly describe what you provided through this service, including how you used these services to prevent, prepare for, and respond to the COVID-19 response and recovery and why you believe it was necessary for your crisis response effort.	ESG-CV funds were and continue to be, a critical component of our response to the COVID-19 pandemic. ESG-CV funds are used to operate isolation shelters for households who are either COVID-19 symptomatic or positive. The isolation shelters allows a safe space for these households to isolate from the general population and recover from their illness. It also removes them from a congregate shelter setting to prevent spread of the illness. The second type of temporary shelter provides essential non-congregate overflow beds which allow households to safely shelter. Operational costs associated with the isolation shelter include security staff, furnishings, meals, and equipment.
Temporary Emergency Shelters – leasing existing real property or temporary structures	Yes
Briefly describe what you provided through this service, including how you used these services to prevent, prepare for, and respond to the COVID-19 response and recovery and why you believe it was necessary for your crisis response effort.	ESG-CV funds are used to lease the temporary shelter site. Leasing includes utilities and other routine maintenance costs. The facilities leased using ESG-CV funds are an essential part of our response to COVID-19 as they allow us to shelter households experiencing homelessness who are also COVID symptomatic or positive. In addition to the isolation shelter, another temporary shelter has been leased to allow for overflow beds. This non-congregate shelter provides critical overflow beds for single adults who are experiencing homelessness and need a safe place to stay. These beds were needed as existing shelters were required to space out their shelter beds to allow for adequate social distancing, thus decreasing our system's overall shelter availability. In this way the overflow beds prevent the spread of COVID as they allow households to shelter safely.
Temporary Emergency Shelters – acquisition of real property	No
Temporary Emergency Shelters – renovation of real property	No
Training	No
Hazard Pay	Yes
Briefly describe what you provided through this service, including how you used these services to prevent, prepare for, and respond to the COVID-19 response and recovery and why you believe it was necessary for your crisis response effort.	Hazard Pay was used to incentivize emergency shelter and street outreach staff for staying the course and continuing to engage and serve persons experiencing homelessness. This aided Detroit's homeless service system in being able to continue to prevent, prepare for, and respond to COVID-19 while engaging clients, connecting them with testing and vaccination – in addition to staff's regular charge to assist each person in connecting with resources to secure housing and income supports. Given staffing shortages and turnover experienced at prior points in our system, this investment was necessary to keep the homeless service system operational.
Handwashing Stations, Portable Bathrooms, Laundry Service	No
Landlord Incentives	Yes
Briefly describe what you provided through this service, including how you used these services to prevent, prepare for, and respond to the COVID-19 response and recovery and why you believe it was necessary for your crisis response effort.	In an effort to expedite access to permanent and affordable housing resources among persons experiencing and at risk of homelessness prevention and rapid rehousing service providers continue to allocate portions of ESG-CV funds to encourage landlords that might not otherwise serve clients in need of housing to open their doors. This also supported our system's efforts to quickly house those in need and keep emergency shelter programs from being over capacity to support social distancing in response to COVID-19.
Volunteer Incentives	Yes
Briefly describe what you provided through this service, including how you used these services to prevent, prepare for, and respond to the COVID-19 response and recovery and why you believe it was necessary for your crisis response effort.	During this quarter volunteer incentives were provided to assist in making initial assessments of needs/eligibility, distribution of meals, blanks, and other toiletries, and provide distribution of PPE (soap, tissues packets, masks, disposable gloves, to prevent, prepare for, and to respond to COVID-12. This service was necessary to support street outreach staff and their efforts to minimize the spread of COVID-19 to those experiencing unsheltered homelessness who lack access to services and/or decline shelter referrals.
Transportation (community-wide transport for testing or vaccination)	No
Vaccine Incentives	No
Coordinated Entry COVID Enhancements	No
I have completed all the fields on this form relevant to this submission	Yes

**Financial Information**

---

Category	This Quarter	Total Previous Submissions	Total Current + Previous
<b>Expenditures for Homelessness Prevention</b>			
Rental Housing	0.00	175,034.51	175,034.51
Relocation and Stabilization Services - Financial Assistance	0.00	301,721.97	301,721.97
Relocation and Stabilization Services - Services	0.00	618,945.37	618,945.37
Hazard Pay <i>(unique activity)</i>	0.00	0.00	0.00
Landlord Incentives <i>(unique activity)</i>	0.00	9,930.00	9,930.00
Volunteer Incentives <i>(unique activity)</i>	0.00	0.00	0.00
Training <i>(unique activity)</i>	0.00	0.00	0.00
<b>Subtotal Homelessness Prevention</b>	<b>0.00</b>	<b>1,105,631.85</b>	<b>1,105,631.85</b>
<b>Expenditures for Rapid Rehousing</b>			
Rental Housing	0.00	1,103,130.08	1,103,130.08
Relocation and Stabilization Services - Financial Assistance	0.00	593,787.39	593,787.39
Relocation and Stabilization Services - Services	0.00	1,499,813.30	1,499,813.30
Hazard Pay <i>(unique activity)</i>	0.00	0.00	0.00
Landlord Incentives <i>(unique activity)</i>	0.00	89,333.00	89,333.00
Volunteer Incentives <i>(unique activity)</i>	0.00	0.00	0.00
Training <i>(unique activity)</i>	0.00	0.00	0.00
<b>Subtotal Rapid Rehousing</b>	<b>0.00</b>	<b>3,286,063.77</b>	<b>3,286,063.77</b>
<b>Expenditures for Emergency Shelter (Normal)</b>			
Essential Services	0.00	2,206,339.75	2,206,339.75
Operations	0.00	4,417,193.20	4,417,193.20
Renovation	0.00	1,745,422.47	1,745,422.47
Major Rehab	0.00	0.00	0.00
Conversion	0.00	0.00	0.00
Hazard Pay <i>(unique activity)</i>	0.00	246,554.90	246,554.90
Volunteer Incentives <i>(unique activity)</i>	0.00	0.00	0.00
Training <i>(unique activity)</i>	0.00	0.00	0.00
<b>Subtotal Emergency Shelter</b>	<b>0.00</b>	<b>8,615,510.32</b>	<b>8,615,510.32</b>
<b>Expenditures for Temporary Emergency Shelter</b>			
Essential Services	0.00	748,572.50	748,572.50
Operations	0.00	903,321.15	903,321.15
Leasing existing real property or temporary structures	0.00	1,278,228.00	1,278,228.00
Acquisition	0.00	600,000.00	600,000.00
Renovation	0.00	0.00	0.00
Hazard Pay <i>(unique activity)</i>	0.00	0.00	0.00
Volunteer Incentives <i>(unique activity)</i>	0.00	0.00	0.00
Training <i>(unique activity)</i>	0.00	0.00	0.00
Other Shelter Costs	0.00	0.00	0.00
<b>Subtotal Temporary Emergency Shelter</b>	<b>0.00</b>	<b>3,530,121.65</b>	<b>3,530,121.65</b>
<b>Expenditures for Street Outreach</b>			
Essential Services	0.00	892,070.67	892,070.67
Hazard Pay <i>(unique activity)</i>	0.00	16,556.66	16,556.66

Handwashing Stations, Portable Bathrooms, Laundry Services ( <i>unique activity</i> )	0.00	0.00	0.00
Volunteer Incentives ( <i>unique activity</i> )	0.00	1,810.02	1,810.02
Training ( <i>unique activity</i> )	0.00	0.00	0.00
<b>Subtotal Street Outreach</b>	<b>0.00</b>	<b>910,437.35</b>	<b>910,437.35</b>

#### Other ESG-CV Expenditures

Cell Phones - for persons in Coc/YHDP funded projects ( <i>unique activity</i> )	0.00	0.00	0.00
Coordinated Entry COVID Enhancements ( <i>unique activity</i> )	0.00	0.00	0.00
Training ( <i>unique activity</i> )	0.00	0.00	0.00
Vaccine Incentives ( <i>unique activity</i> )	0.00	0.00	0.00
HMIS	0.00	575,500.00	575,500.00
Administration	0.00	1,559,036.06	1,559,036.06
<b>Subtotal Other Expenditures</b>	<b>0.00</b>	<b>2,134,536.06</b>	<b>2,134,536.06</b>

Special adjustment - cumulative total

<b>Total ESG-CV Expenditures</b>	<b>0.00</b>	<b>19,582,301.00</b>	<b>19,582,301.00</b>
----------------------------------	-------------	----------------------	----------------------

#### CLOSE OUT

IS THIS THE FINAL REPORT? Yes

Total Drawn from IDIS as of the most recent transfer information: \$19,582,301.00

Date IDIS data received 6/21/2024

Total Expenditures documented in Sage: 19,582,301.00

**With this ESG-CV report submission to HUD I certify that the ESG-CV program operated in ESG: Detroit - MI is serving no more recipients with ESG-CV funding, and has provided a closing date for all the projects in Sage. I further certify that all expenditures have been drawn from IDIS and that no more expenditures will be claimed from these funds.**

Name of ESG recipient staff who has certified this statement: Donna Lyons

#### Contact Information

Prefix  
 First Name **Terra**  
 Middle Name  
 Last Name **Linzner**  
 Suffix  
 Organization **City of Detroit**  
 Department  
 Title **Homelessness Solutions Director**  
 Street Address 1 **2 Woodward Ave**  
 Street Address 2 **Suite 908**  
 City **Detroit**  
 State / Territory **Michigan**  
 ZIP Code **48226**  
 E-mail Address **linznert@detroitmi.gov**  
 Confirm E-mail Address **linznert@detroitmi.gov**  
 Phone Number **(248)871-7595**  
 Extension  
 Fax Number

### Additional Comments

---

- no data -



# HOMELESS BENCHMARKS

	Performance Measure	Source of Baseline Data		22-23 Benchmark (Scored in the 24-25 NOFA)	23-24 Benchmarks (Scored in the 25-26 NOFA)	2023 Baseline (Used to determine 24-25 Benchmarks)	24-25 Benchmark (Performance Expectations for the 24-25 contractual year)***
Street Outreach	Percent of households who exit to any positive destination	CoC APR for all Street Outreach Programs run by HAND - see 23c total persons exiting to positive housing destinations/ (TOTAL - Total persons whose destinations excluded them from the calculation)		TBD*	TBD	56%	62%
	Percent of households who exit to a permanent housing destination	CoC APR for all Street Outreach Programs run by HAND - see 23c total persons exiting to Permanent Situations/ (TOTAL - Total persons whose destinations excluded them from the calculation)		TBD*	TBD	42%	46%
Emergency Shelter	Shelter utilization rate according to data reported on CoC APR	Performance expectations outlined in the City of Detroit Policy and Procedure Manual		90%	90%	95%	
	Percentage of exits to a permanent housing destination	Family	Empower DB CY21 data for exit destinations +CoC APR for COD Family Shelters Provider Group - see 23c last row TOTAL Percentage Positive exits	73%	73%	62%	73%
		Singles	CoC APR for All Single Shelters run by HAND - see 23c last row TOTAL Percentage Positive exits	34%	34%	32%	35%
		Youth	CoC APR for COD Youth Shelters Provider Group - see 23c last row TOTAL Percentage Positive exits	55%	70%	58%	64%
Warming Centers	Shelter utilization rate according to data reported on CoC APR	Performance expectations outlined in the City of Detroit Policy and Procedure Manual		90%	90%	95%	
	Percentage of exits to a permanent housing destination	CoC APR for Warming Centers Reporting Group - see 23c last row TOTAL Percentage Positive exits		17%	17%	20%	22%
RRH	Average length of time (days) to move households into housing from program entry	CoC APR run by HAND for all Rapid-Rehousing programs - see 22c		62 days	50 days	36 days	32 days**
	Percent of households who exit to a permanent housing destination	CoC APR for All RRH run by HAND - see 23c last row TOTAL Percentage Positive exits		92%	96%	98%	98%
	Percent of households who exit within 180 days of program entry	CoC APR run by HAND for all Rapid-Rehousing programs - see 22a1 (LEAVERS 30 days or less + LEAVERS 31 to 60 days + LEAVERS 61 to 90 days+LEAVERS 91 to 180 days)/ (LEAVERS total)		This measurement of performance was temporarily suspended as Covid resources were shifted to address the needs of individuals who required additional services to achieve stability during the pandemic	This measurement of performance was temporarily suspended as Covid resources were shifted to address the needs of individuals who required additional services to achieve stability during the pandemic	28%	30%
Prevention	Percent of in the households program for three months or less	CoC APR for all Prevention programs - 22a1 (LEAVERS 30 days or less + LEAVERS 31 to 60 days + LEAVERS 61 to 90 days)/ (LEAVERS total)		This measurement of performance was temporarily suspended as progressive engagement efforts were implemented to offer longer term assistance during the pandemic	This measurement of performance was temporarily suspended as progressive engagement efforts were implemented to offer longer term assistance during the pandemic	18%	20%
	Percent of households who exit to a permanent housing destination	CoC APR for all Prevention programs run by HAND - see bottom of section 23c = Total persons exiting to positive housing destinations/ (TOTAL - Total persons whose destinations excluded them from the calculation)		99%	99%	85%	93%
*Street Outreach and Housing Navigation were combined in the 2022-2023 grant year; as such, baselines have been set for the Street Outreach benchmarks following a full year of programming.							
**In upcoming NOFA's, the City of Detroit will align with the CoC measurement of the Average length of time (days) from referral to housing move in.							
***Please see page 39 of the 24-25 NOFA Part I: Information Packet for additional details on the calculation and scoring of Performance Benchmarks.							

# **2023 HOME INSPECTION COMPLIANCE TRACKING REPORT**

Project #	HRID	HUD IDS/	Project Name from HUD	Project Name	Address	Contact Information	# of Units	# of Units Inspected	Inspector	Physical Inspection	PASS/FAIL	'EHS	Compliance Year(s)	Compliance 1 Yearly	Status of HUD Compliance			
11	HRD10009		Alexander Court Apartments	Alexander Court	9251-75 Rutherford		36	7	1/2/17/18	Hagan	FAIL	05/16/22			1			
57	HRD10134		Martin Gardens	Martin Gardens	1737 26th Street	Jimma Reed (313) 580-0887	50	10	10/23/17	Light	PASS	n/a	12/15/17	2015-2017	5-18-22	1		
24	HRD10234		Village of Coleman Manor	Village of Coleman Manor	14034 Woodrow Wilson	Janet Allen (202) 827-2021	61	11	11/15/17	Light	FAIL	03/08/18		10/1/17	1			
1	HRD10700		Elmwood Tower	Elmwood Tower	1325 Chew	Mika Rigdon (810) 750-7000	168	34	10/23/17	Hagan	PASS			2015-2018	1/28/2019	1		
82	HRD10652		Cora City West Village Home	Cora City West Village Home	225 Magnolia	Robert Carson (248) 731-7810	60	12	01/24/18	Hagan	FAIL	*		10/17/13		1		
12	HRD10268		Westside Apartments	Westside Apartments	661 W. Villa	Linda Stipanovich (602) 841-0000	6	0	01/22/18	Hagan	FAIL	*		2/29-18	2014-17	1		
58	HRD10095		Genesis Village At Midway Pt	Genesis Village	91 Hagar, 317 Hagar	Kathie Hampton (313) 874-2218	70	14	01/31/18	Hagan	FAIL	*		03/01/18	10/17/13	1		
53	HRD10217		Savannah-Walshire	381 WGB (Walshire Apartments)	388 W. Grand	Natali Ruz (313) 841-3727 ext. 5373	20	4	01/22/18	Light	PASS	10/29/20		2013-14/16, & 18	10/29/20	2		
59	HRD10296		Victor Allen Court	Victor Allen Court			28	0	03/29/18	Hagan	FAIL	11/702	08/09/18			1		
53	HRD10055		Brighthouse Homes II	Brighthouse II	14239 Dolphin	Al Flanagan (313) 635-9144 ext. 101	50	10	06/21/18	Light	FAIL	9-19		2020-2022		1		
39	HRD10235		St. Paul Manor	SPM & KA (St Paul Manor & Kingston Arms)	286 E. Grand, etc.	Janica Washington (313) 287-1010	36	7	08/08/18	Light	FAIL	9-13-18	03/29/21	11/17/18		1		
47	HRD10259		Cadoux Apartments	Cadoux Apartments	10426-40 Cadoux	Kim Hegood (248) 228-1340	17	3	08/08/18	Light	PASS	10/29/20	03/13/19		15-16, 17, 18, 21	3-25-21	1	
44	HRD10217	2815	Savannah-Walshire	381 WGB (Savannah Apartments)	203 W. Grand	Natali Ruz (313) 841-3727 ext. 5373	20	4	08/08/18	Light	PASS	9-22	06/09/22		2013-16	1/27/20	1	
45	HRD10560	1583	Van Dyke Apartments	Van Dyke Apts	1775 Van Dyke	Kenneth Graczykowski (313) 571-2710	16	3	08/08/18	Light	PASS	12-13-18		2017	9/10/2022	2		
62	HRD10228		Springville Properties	Springville Partners I	1323 Cabot	rmga	54	11	08/08/18	Weight	FAIL			2013-18		1		
31	HRD10134		Redford Manor North	Redford Manor North	13233 Lehar	Robert Carson (248) 731-7810	24	5	08/08/18	Weight	FAIL	10-15-18	10/08/18			2		
67	HRD10278		Woodbridge Estates Apts	Woodbridge Estates IV	Multiple (Supermax Drive)	Margaret Green (813) 820-6500 ext. 0219	51	10	08/21/18	Buma	FAIL	12-13-18	10/16/18		2013-18	1/10/19	1	
62	HRD10180		People United As One Plaza	People United As One	619-644 Myrtle	Falcus Tyler	38	8	08/21/18	Hagan	FAIL	12-13-18			2013-18		1	
64	HRD10061		Devin Apartments	Devin Apartments	27170 W. Chicago	Elaine Lewis (313) 865-4547 ext. 222	9	0	08/21/18	Care	FAIL	1-8-18			2013-17	1		
90	HRD10232		St. Aubin Square	St. Aubin Square	4200 St. Aubin	Kim Hegood (248) 228-1340	49	10	08/30/18	Hagan	FAIL	11-8-18	10/26/20		2013-17	1		
62	HRD10104		Village of Harmony Manor	Harmony Village	10050 Broadwood	Keith Andridge (313) 534-4000	44	9	08/21/18	Light	PASS	11-7-18			10/28/20	1		
64	HRD10117		Field Street III	Field Street	1054 Field	Robert Carson (248) 731-7810	28	6	08/08/18	Bumshel/Hagan	FAIL	2/9/20			2013-17	1		
78	HRD10127		La Vogue Square	LaVogue Square Apts	8445 E. Jefferson	Carla Tate (313) 865-3000	41	8	08/30/18	Light	PASS			2020-2021		1		
43	HRD10110		Premier Apartments	Premier Apartments	18000-30 Lehar	Jack Saut (313) 852-8022	38	8	08/08/18	Asaka/Majidi	PASS	12-18-18	02/21/19		2013-18	1		
32	HRD10253		Village Of Bruch Park Manor	Bruch Park Manor	2900 Bruch	Jack Saut (313) 852-8022	113	31	11/13/18	Hagan	PASS	3-22-19	01/22/19	02/21/19	2013-18	13-13-19	1	
40	HRD10200		Rio Vista	Rio Vista	1205-18th St.	Jack Tamm (585) 753-0041	65	13	11/13/18	Hagan	FAIL	* 2-11-19	05/20/19	04/05/19	2013-18		1	
26	HRD10182		Pettuskey Place	Pettuskey Place Apts	11501 Pettuskey		98	19	11/13/18	Light	PASS	2-11-19	01/23/20		2013-18	11-21-19	1	
28	HRD10160		Midwest Smith Manor II	Midwest Smith Manor	3054 Field		11	2	08/21/18	Hagan	FAIL	*		2014-2016	1/31/20	2		
52	HRD10065		Eastside Detrol Elderly	Eastside Detrol Elderly	12801 Mack	Nicole Robinson (248) 884-8476	54	11	08/21/18	Hagan	FAIL	* 2-11-19	02/21/19		2013-17	1		
43	HRD10021		Brighthouse I	Brighthouse I	1505 Field St.	Shawna McCall (313) 253-3033	11	2	01/11/19	Hagan	FAIL	* 2/28/19	04/08/19	04/08/19	2013,2015-2017	3/29/19	2	
48	HRD10198		Mount Vernon Apartments	Mount Vernon Apartments	9151 W. Alexander	Duffell Reed (313) 742-7028	8	2	08/21/18	Light	PASS	3-29-21	01/22/19		2014-2016	8-16-22	1	
48	HRD10011		2nd Avenue Apartments (Pie	2nd Avenue Apts.	8840 Second	Matt Corbin (313) 873-0064	11	2	08/08/18	Light	PASS	5-26-22	05/26/22		2013-19	7-1-2022	2	
44	HRD10028		Robert Thomas Apartments	Robert Thomas Apts	5121 W. Chicago	Tawhika Rice (313) 395-8508	49	10	05/14/19	Light	PASS		10/14/18		2013-18	5-26-22	1	
48	HRD10028		Brighthouse Homes II	Brighthouse Homes II	27200 Farnell	Al Flanagan (313) 635-9144 ext. 101	50	10	08/21/18	Light	FAIL	* 2-27-20	12/08/17		2015-2019-2021	2/20/20	1	
37	HRD10108		Hubbard Farms Apartments	Hubbard Farms	3615 Verner, etc.	Jimma Reed, Property Maintenance Mgr/ 313-590-1	60	12	06/04/19	Light	FAIL	10-15-18	10/5/18	02/19/20	2013-2019	2/20/20	1	
61	HRD10227		Fennell Apartments	Springville Partners II	8715 W. Verner	Duffell Reed (313) 590-0887	34	7	05/15/19	Light	PASS	8/219		10/19	2/20/20	1		
76	HRD10011		Cora City Estates Phase II	Cora City Estates II	3728-3556 14th	Janica Washington (313) 287-1010	66	15	05/14/19	Hagan	FAIL	* 3-29-21	03/29/21		2013-18		1	
48	HRD10268		Woodbridge Estates Apts	Woodbridge Estates I	9551 Whitlake	Kathy Heckhausen/Property Mgr/ 248) 880-03095	11	2	05/28/19	Light	PASS	11-18-20		14/10/2020	3-29-21	2		
80	HRD10278		Woodbridge Estates Apts	University Grove Apts	15517 Quincy	Elvinde Zander (313) 335-3223	45	9	05/30/19	Light	FAIL	* 7/15/19	02/25/20		2023	8-15-23	1	
42	HRD10138		Kerchval Place Townhomes	Kerchval Townhomes	9131 Kerchval, etc.	Gabriele Kojanowski (313) 468-0135	24	6	05/19/19	Light	PASS	10-18-18	12/06/19		2013	11-14-18, 1	2,26-20	2
74	HRD10185		Platinum Village Manor Apts	Platinum Village Manor	4058 Furlan	Natasa Green (313) 345-5100	64	13	05/19/19	Hagan	FAIL	*		05/20/19	12-4-19	1		
54	HRD10171		Orchestra Towers	Orchestra Towers	3501 Woodward	Monica Quany (313) 871-7794	248	50	05/30/19	Light	PASS	9/10/19	06/13/19		2013-2018	1-31-20	1	
74	HRD10275		Woodbridge Estates Apts	Woodbridge Estates II	Multiple (Supermax Drive)	Nicole West (313) 495-2944ext/910-629-5900 x410	42	8	07/09/19	Hagan	FAIL	* 3-2-2022	03/02/22		2013-19		1	
47	HRD10058		Field Street Housing	Field Street	275 W. Grand Blvd.	Michelle Henson (313) 207-7921	23	10	08/17/19	Hagan	PASS	4/20/2019	10/04/19		2020	5/24/2023	1	
35	HRD10018		Newberry Homes	Newberry Homes	4108-31st St.	Dorise Jenkins (248) 228-1340	60	12	08/24/19	Hagan	FAIL	* 8-10-21	06/10/21		2013-18		1	
39	HRD10018		Brantford Street Apartments	Brantford Place (Brantford Street Apts.)	622 Brantford	Colleen Palinski (313) 851-0515	120	24	09/23/19	Light	PASS	6/5/19			2013-18	8-10-21	1	
86	HRD10115		Hubbard Communities	Hubbard Communities	Multiple	Maisha Phelps	11	2	08/19/19	Light	FAIL	* 5-15-19			2013-2019		2	
68	HRD10024		Riverside Estates Apts	Riverside Estates	1730 Magnolia	Duffell Reed (313) 742-7028	67	13	10/09/19	Hagan	FAIL	* 7/10/19	03/13/20		2013-18		1	
75	HRD10021		Brighthouse I	Brighthouse I	185 E. Grand	Jaime Miller (313) 987-0060	11	2	10/09/19	Light	PASS	9/10/19			2014-18		1	
74	HRD10154		Monterey Commons Multi	Monterey Commons	3642-44th	Danica Lewis (313) 842-4449	4	0	08/21/19	Light	FAIL	*	01/28/20		2013-2019	3-13-20	2	
87	HRD10022		Chalmers Square	Chalmers Square	14436 E. Chalmers	Glory Barclay (313) 821-0855	38	8	10/23/19	Light	FAIL	* 9-19-20			2012-2022		2	
107	HRD10129		Lanier Court Apartments	Lanier Court Apartments	3801 Hickson Street	Lois Sorenson (313) 985-4547 ext. 228	26	15	01/14/20	Light	PASS	9-19	12/11/20	12/11/20	2011-2019	10/29/20	1	
41	HRD10008		Adriatic Apartments	Adriatic Apartments	14 Chest Charlotte	Joel Landry (313) 215-6893	5	4	08/19/19	Light	FAIL	*		2013-2020	1/21-20	2		
71	HRD10022		River Towers	River Towers	7800 E. Jefferson Ave		0	0	07/08/19	Light	PASS	6/15/21	06/15/21	06/15/21	2013-19		1	
109	HRD10146		Medical Center Village - Semi	Medical Center Senior Village	4701 Chrysler Drive	Tawhika Rice (313) 395-8508	190	38		Light	PASS	11/8/23	11/08/23		2020	6/15/21	1	
84	HRD10209		Chapel Hill Townhomes	Chapel Hill Townhomes	80126 Vassarline	Janica Washington (313) 287-1010	12	2	08/30/18	Light	PASS			2017-2022	11/09/23	1		
18	HRD10013		Architects Building	Architects Building	415-29 Brantford, 3729-39 Cass Ave	Janet Allen (202) 827-2021	51	10	01/22/18	Light	FAIL	4/10/24	04/10/24		2023		1	
69	HRD10166		Nornton Homes	Nornton Homes	20017 Van Dyke	Ruth Sorenson (248) 514-4741	50	10	01/28/18	Light	PASS			2023	4/10/24	1		
70	HRD10109		Heritage Park Townhomes	Heritage Park Townhomes	8502 Heritage Park	Duffell Reed (313) 823-6508	48	9	08/21/18	Light	FAIL	*			2013-2018		1	
89	HRD10167		NSD Bell Housing	NSD Bell Housing	882 Chalmers	Duffell Reed (313) 742-7028	155	31		Light	FAIL	*			2020-2022		1	
131	HRD10197	8001	New Center Commons	New Center Commons	232-256 E. Milwaukee	Jackie Carter, 248-303-1867	6	6		Light	PASS			2022	7-13-2022	Currently in HUD Compliance Period		
98	HRD10237		Starthome Apartments, The	New Center Commons (GCC-NCCLD-LP)	840 Delaware St	Alycia White (248) 228-8800	71	14		Light	PASS			2020-2022	7/5/2022	1		
91	HRD10034		Arthur Antisdel Apartments	Starthome Apartments, The	1584 Evinrude	Alycia Owens (313) 419-0150 alycia.owens@emcon.com	19	4	08/21/18	Light	PASS	11/5/19	11/01/19		2020-2022	1/26/23	2	
95	HRD10040		Charlottesville Apartments	Charlottesville Apartments	644 Charlotte	Sharon Harris (313) 852-0085	41	21	10/23/19	Light	PASS	11/4/19		2020-2022	1/20/2023	1		
102	HRD10281		Casamento Apartments	Casamento Apartments	681 Delaware	Jaime Robinson (248) 228-8070 jaime.robinson@emcon.com	27	18	10/23/19	Light	FAIL	*		2021-2019		1		
126	HRD10229		Gardenview Estates Phase I	Gardenview Estates Phase I	16481 Van Buren Ave	Matt Corbin (313) 873-0064	15	3		Light	PASS	2/7/22	11/28/22		2022	11/10/2022	1	
30	HRD10047		Circus House	Circus House	59 Kerkhof	Margaret Green (813) 820-6500 ext. 0219	8	8		Light	PASS	1-19-23	01/19/23		2022		1	
101	HRD10044		Palms Dale	Palms Dale	9200 W. Verner	Minidym Pearson (313) 464-0608	24	5		Light	PASS	2/2/24	02/02/24		2022	1-19-23	2	
60	HRD10028		Buennymeyer Manor	Cots (Buennymeyer)	8800 Wyoming	Helen Wrayford (313) 842-4786, Alexandra Foster	10	0	12/01/22	Light	FAIL	5-15-22		2022		1		
65	HRD10019		Brewer Park Homes	Brewer Park Homes	4028 Lefebvre	Falcus Tyler	50	10		Light	FAIL	*		2021-2022		1		
102	HRD10023		Brighthouse Homes I	Brighthouse Homes I	23238 Farnell	Al Flanagan (313) 635-9144 ext. 101	50	10		Light	FAIL	*		2022		1		
51	HRD10066		Eastside Detroit Homes	Eastside Detroit Homes	12562 Carfield	Elvinde Zander Property Mgr/ 313-335-3223	60	12		Light	PASS	1/26/24	01/26/24		2023	8/19/23	1	
128	HRD10123		Kemper Stevens	Kemper Stevens	1410 Washington	Deanne Hewitt	71	14		Light	PASS	9/19/19		2023	12/26/24	1		
52	HRD10146		Midtown Square Apartments	Midtown Square Apartments	915-117 Second	Ray Wilson/313												

# **NRSA ACCOMPLISHMENTS**

## NRSA Accomplishment Chart:

NRSA 1	CDBG	Non CDBG	Units Completed
Lead	\$891,667.50	\$50,852,025.00	66
Home Repair	\$9,999.50	\$9,999.50	2
Senior Repair	\$679,520.00	\$0.00	41
GDYT	\$244,921.89	\$0.00	208
Demo	\$0.00	\$4,361,043.28	223
<b>Total</b>	<b>\$1,826,108.89</b>	<b>\$55,223,067.78</b>	<b>540</b>
NRSA 2	CDBG	Non CDBG	Units Completed
Lead	\$23,022.00	\$79,664.00	2
Home Repair	\$173,405.00	\$173,402.00	15
Senior Repair	\$223,381.00	\$0.00	16
GDYT	\$345,977.72	\$0.00	303
Demo	\$0.00	\$6,813,672.22	312
<b>Total</b>	<b>\$765,785.72</b>	<b>\$7,066,738.22</b>	<b>648</b>
NRSA 3	CDBG	Non CDBG	Units Completed
Lead	\$91,654.00	\$379,274.00	9
Home Repair	\$0.00	\$0.00	0
Senior Repair	\$232,001.00	\$0.00	12
GDYT	\$191,678.95	\$0.00	149
Demo	\$0.00	\$11,643,148.67	363
<b>Total</b>	<b>\$515,333.95</b>	<b>\$12,022,422.67</b>	<b>533</b>
NRSA 4	CDBG	Non CDBG	Units Completed
Lead	\$22,645.00	\$23,968.00	1
Home Repair	\$135,000.00	\$120,000.00	11
Senior Repair	\$175,646.00	\$0.00	10
GDYT	\$176,209.30	\$0.00	150
Demo	\$0.00	\$1,999,237.98	66
<b>Total</b>	<b>\$509,500.30</b>	<b>\$2,143,205.98</b>	<b>238</b>
NRSA 5	CDBG	Non CDBG	Units Completed
Lead	\$34,726.00	\$144,229.00	4
Home Repair	\$76,848.00	\$76,848.00	7
Senior Repair	\$302,290.00	\$0.00	21
GDYT	\$367,506.36	\$0.00	319
Demo	\$0.00	\$4,377,477.76	198
<b>Total</b>	<b>\$781,370.36</b>	<b>\$4,598,554.76</b>	<b>549</b>
2022-2023 Total	CDBG	Non CDBG	Units Completed
Lead	\$1,063,714.50	\$51,479,160.00	82
Home Repair	\$395,252.50	\$380,249.50	35
Senior Repair	\$1,612,838.00	\$0.00	100
GDYT	\$1,326,294.22	\$0.00	1129
Demo	\$0.00	\$29,194,579.91	1162
<b>Total</b>	<b>\$4,398,099.22</b>	<b>\$81,053,989.41</b>	<b>2508</b>

# **CDBG-CV ACCOMPLISHMENTS**

## **Accomplishment Data and Narrative Report**

***Eligible Activity – Public Service (Senior Services - 5A) National Objective – LMC***

**Description:** Covid related services for seniors including prepared meals, prescription delivery, hygiene kits, PPE, groceries and wellness checks.

### **Accomplishment Data**

Provided Covid related services for 378 seniors.

***Eligible Activity - Housing and Financial Counseling (Housing Info & Referral Services - 5X) National Objective - LMC***

**Description:** Housing and financial counseling related to housing stability due to Covid - expansion of the Financial Empowerment Network.

### **Accomplishment Data**

Wayne Metro provided housing and financial counseling to 590 families.

U-Snap Bac provided housing and financial counseling to 52 families.

Central Detroit Christian provided housing and financial counseling to 450 families.

***Eligible Activity – Homeless Public Service Legal Service for Eviction Prevention (Legal Services - 5C) National Objective – LMC***

**Description:** Legal services for Detroiters will be provided to prevent eviction prevention services. These services will be provided by the subrecipient, United Community Housing Coalition, as well as two contract agencies Michigan Legal Services and Lakeshore Legal Aid. Any clients in need of subsistence payments will be served by United Community Housing Coalition. Services help households impacted by COVID and is documented in the client file. Covid related services for seniors including prepared meals, prescription delivery, hygiene kits, PPE, groceries and wellness checks.

### **Accomplishment Data**

United Community Housing Coalition provided legal services for 126 Detroiters to prevent eviction (see CV-SAGE Report)

***Eligible Activity – Tenant Placement Services - Multi-Family Displacement (Relocation - 08) National Objective – LMC***

**Description:** This activity will serve households residing in a multifamily building and are at risk of homeless due to the sale or pending sale of their building, increase of rent to an unaffordable level, or serious health/safety concerns. Expected to work with no more than 10 building sites and serve 120 people. Households will have documented COVID connection in their client file such as loss of income, unable to double-up with family/friends due to COVID, COVID health related issues.



### **Accomplishment Data**

Provided Covid related services for 68 households.

#### **Eligible Activity – *Subsistence Payments - (Homeless Prevention Eviction Avoidance 5Q) National Objective – LMC***

**Description:** This activity will serve households who are either at risk of or in the eviction process, have to move out of their current unit, and have been impacted by COVID. These households need legal assistance to represent them in court as well as subsistence payments to assist with the housing move.

### **Accomplishment Data**

There were 234 households served. These households were impacted by COVID relating to legal assistance because they were at risk of or in the eviction process or had to move out of their current unit.

#### **Eligible Activity – *Permanent Supportive Housing Development - Ruth Ellis Center (REC) (Cleanup of Contaminated Sites 04A) National Objective – LMH***

**Description:** The Ruth Ellis Center project is a four-story mixed-use supportive housing development with 43 units of supportive housing and over 45,000 sq ft of commercial and community space to prepare, prevent and respond to the impacts of coronavirus. The Ruth Ellis organization will be the anchor tenant of the commercial space and will be available in the community to serve individuals that are at risk of being impacted by coronavirus. Providing long-term separate homes with available supportive service for individuals experiencing homelessness during a global pandemic reduces the number of community members utilizing the city congregate shelter system. A shelter congregate setting can increase the spread of Coronavirus. The project provides a home to comply with stay-at-home orders and isolate if needed to prevent the spread of Coronavirus among the some of the most at-risk members of the community.

### **Accomplishment Data**

Funds drawn have been used to complete environmental remediation work at the site. The overall project is approximately 90% complete.

#### **Eligible Activity – *Permanent Supportive Housing Development – Clay Apartments (New Construction Multi-Unit Residential 12) National Objective – LMH***

**Description:** The Clay Apartments project is a two-story permanent supportive housing development with 42 fully furnished units of supportive housing and common space for residents as well as an on-site office space to manage supportive services to prepare, prevent and respond to the impacts of coronavirus. Providing long-term separate homes with available supportive service for individuals experiencing homelessness during a global pandemic reduces the number of community members utilizing the City congregate shelter system. A shelter congregate setting can increase the spread of Coronavirus. The project provides a home to comply with stay-at-home orders and isolate if needed to prevent the spread of Coronavirus among the some of the most at-risk members of the community. Coronavirus illness resulted in contractors needing to suspend work so their staff could isolate, recover, and reduce the spread of Coronavirus. Construction cost increases due to the impacts of Coronavirus threatened the ability of the Clay Apartments project to be completed. Responding to these impacts by awarding CDBG-CV funds to pay for CDBG eligible costs of the project that are necessary and reasonable and that address the impacts of Coronavirus has allowed the project to proceed and provide the housing needed by homeless individuals to respond to Coronavirus. CDBG-CV funds are used to pay for CDBG eligible costs that are necessary and reasonable to complete the project and address a gap in community resources by providing a longer-term solution to prepare, prevent and respond to the impacts of coronavirus on the most vulnerable individuals in our community. Using CDBG-CV funds for eligible CDBG activities to support an activity that addresses housing needs and a gap in community resources to prepare, prevent and respond to the impacts of

coronavirus and revitalize low- and moderate-income areas is consistent with the CDBG-CV PPR Tieback Flexibilities Quick Guide.

### **Accomplishment Data**

Soft costs incurred due to COVID including PPE, screening, continued general contractor services, and additional security to monitor building visitors. 42-units were constructed and completed w/15 HOME-assisted units (5-White owners, 3-White renters, 1-Black owner, 5-Black renters)

### **Eligible Activity – Affordable Housing Development - Northlawn-Gardens (Rehab. Multi-Unit Residential 14B) National Objective – LMH**

**Description:** The Northlawn Gardens Apartments project will rehabilitate 96 units of affordable housing in 12 two-story buildings for low-income residents of the community. The rehabilitation is important for the preservation of this property that has a HUD Section 8 rental assistance contract that supports the affordability of the project for low-income members of the community. The preservation of affordable housing is critical to providing well maintained housing that is affordable to low-income members of the community that have fewer housing options, so they are able to prepare for and respond to the impacts of Coronavirus, comply with stay-at-home orders, and isolate if they become sick to prevent the spread of Coronavirus.

### **Accomplishment Data**

Funds drawn have been used for residential rehabilitation costs including tenant COVID safety relocation activities and increased construction loan costs from project delays caused by impacts of COVID. The overall project is approximately 95% complete.

# CDBG CV-3

## ACCOMPLISHMENTS

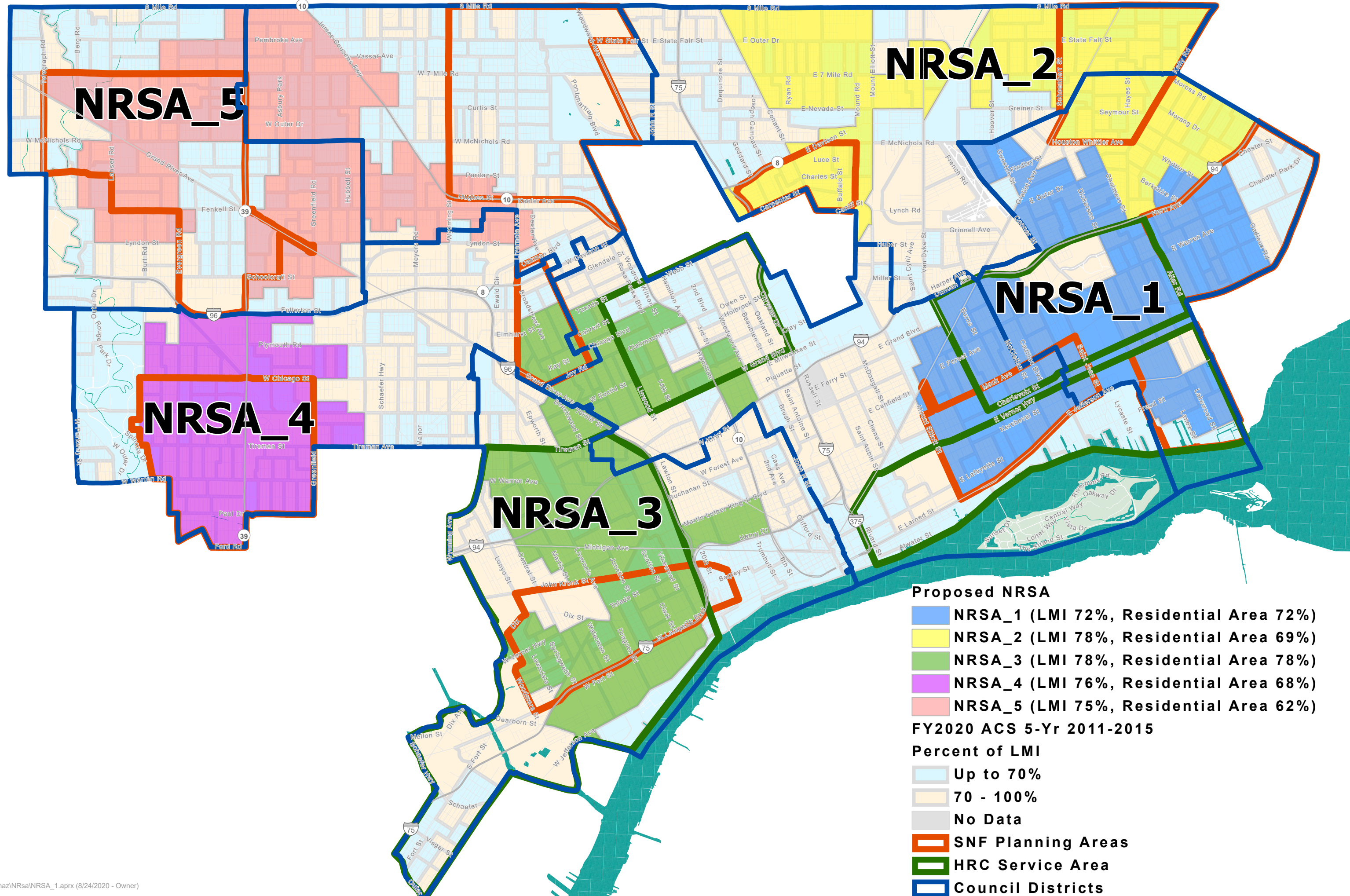
**Eligible Activity – Neighborhood Solution Organization (NSO) – Public Facility Rehabilitation**  
**/Construction – 03C National Objective – LMC -Presumed Benefit**

NSO is constructing a 56-bed emergency homeless shelter located at 3426 Mack Ave, Detroit MI, 48207. The facility will include 6 medical respite beds, fully integrated healthcare clinic open to the community, wrap around services that include workforce development, life skills training and case management. In addition to this, the organization NSO proposes to serve approximately 400 clients in the emergency shelter in 2021. With the expansion of the medical respite and the health clinic, it's estimated that NSO will serve 700 individuals on an annual basis.

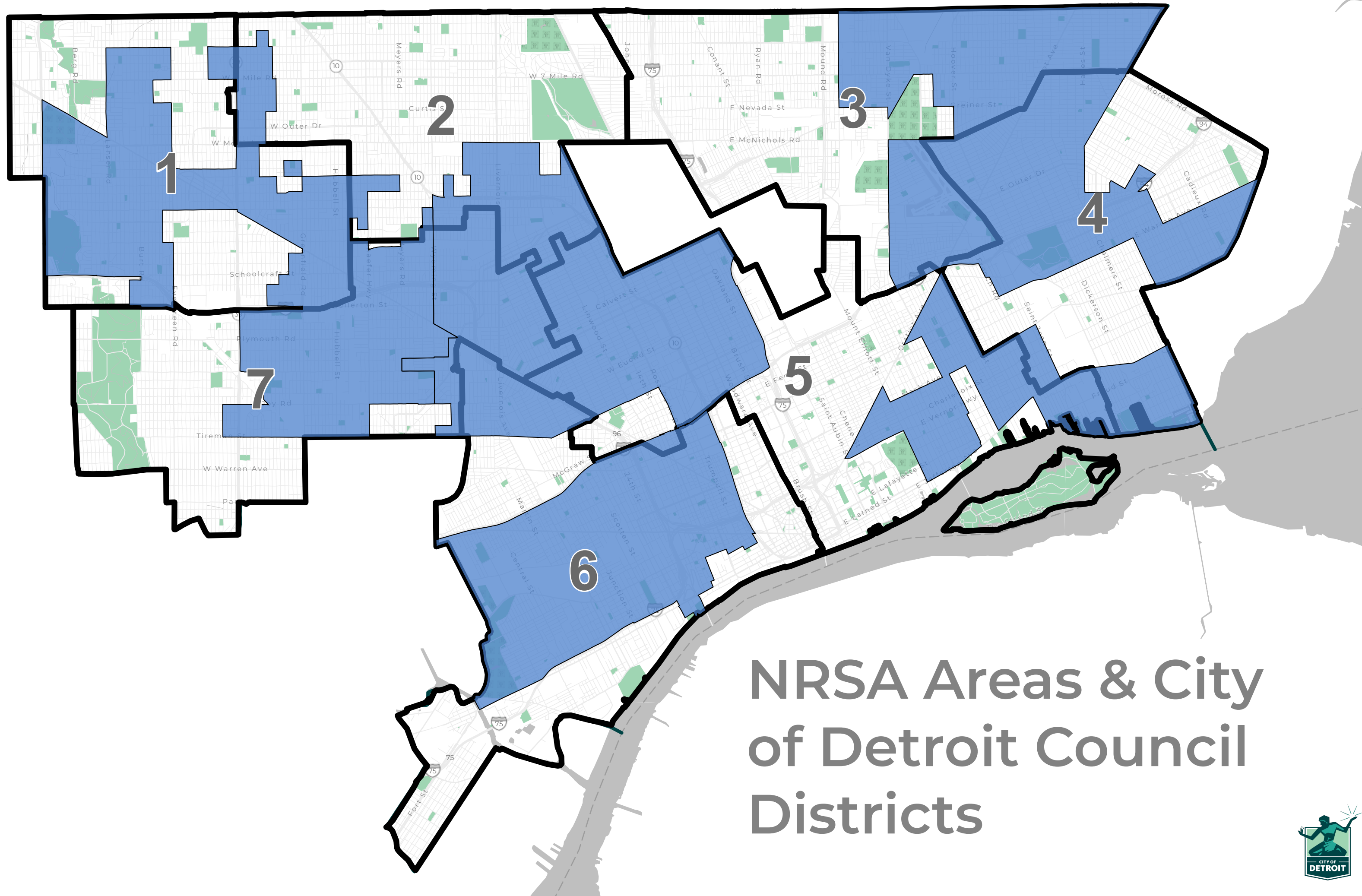
### **Accomplishment Data**

Funds drawn have been used for construction cost including COVID safety precaution, PPE, and screening cots. The 22,000-square-foot facility is the second and final phase of NSO's Healthy Housing Campus.

**MAPS:**





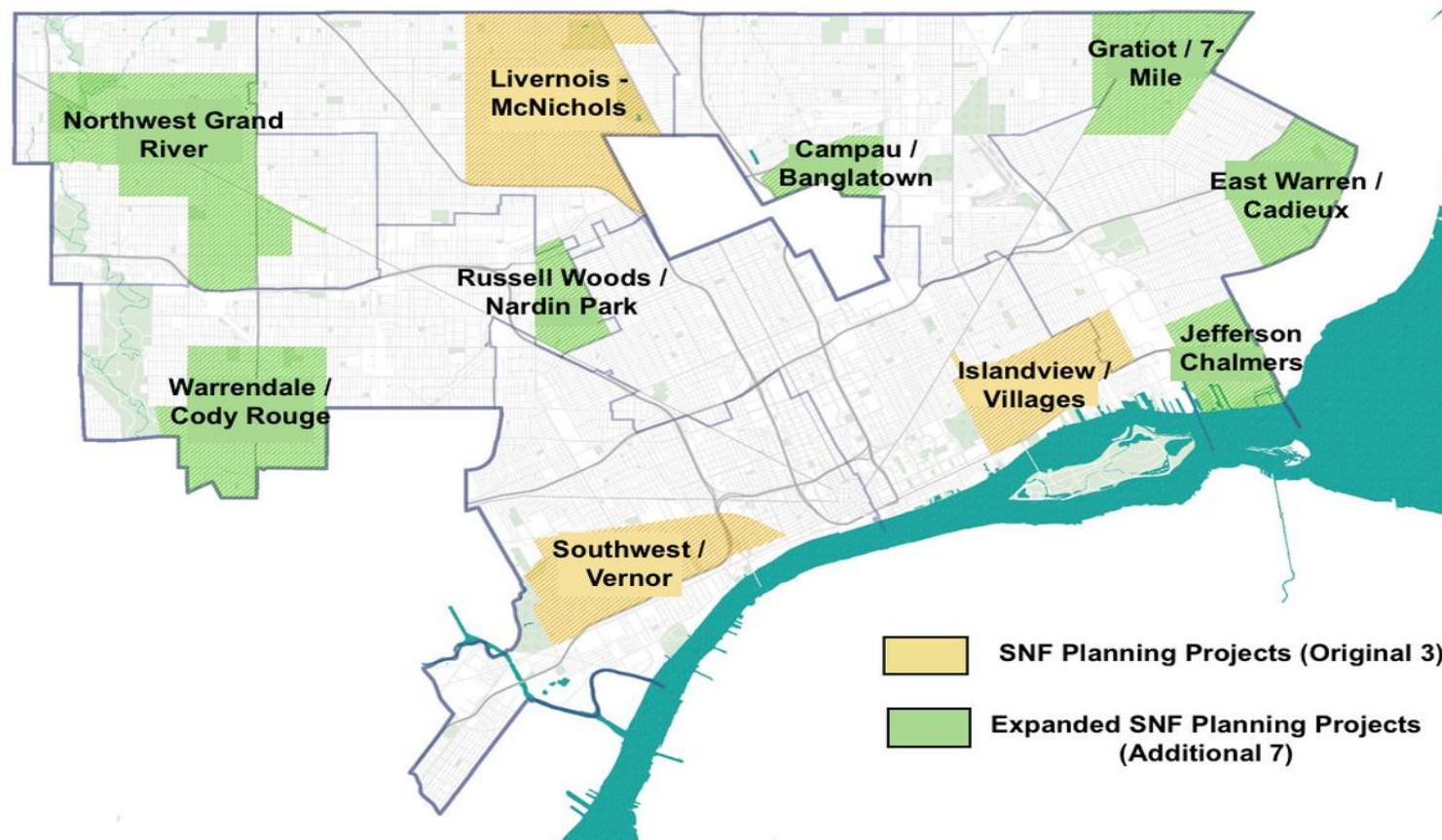


# NRSA Areas & City of Detroit Council Districts

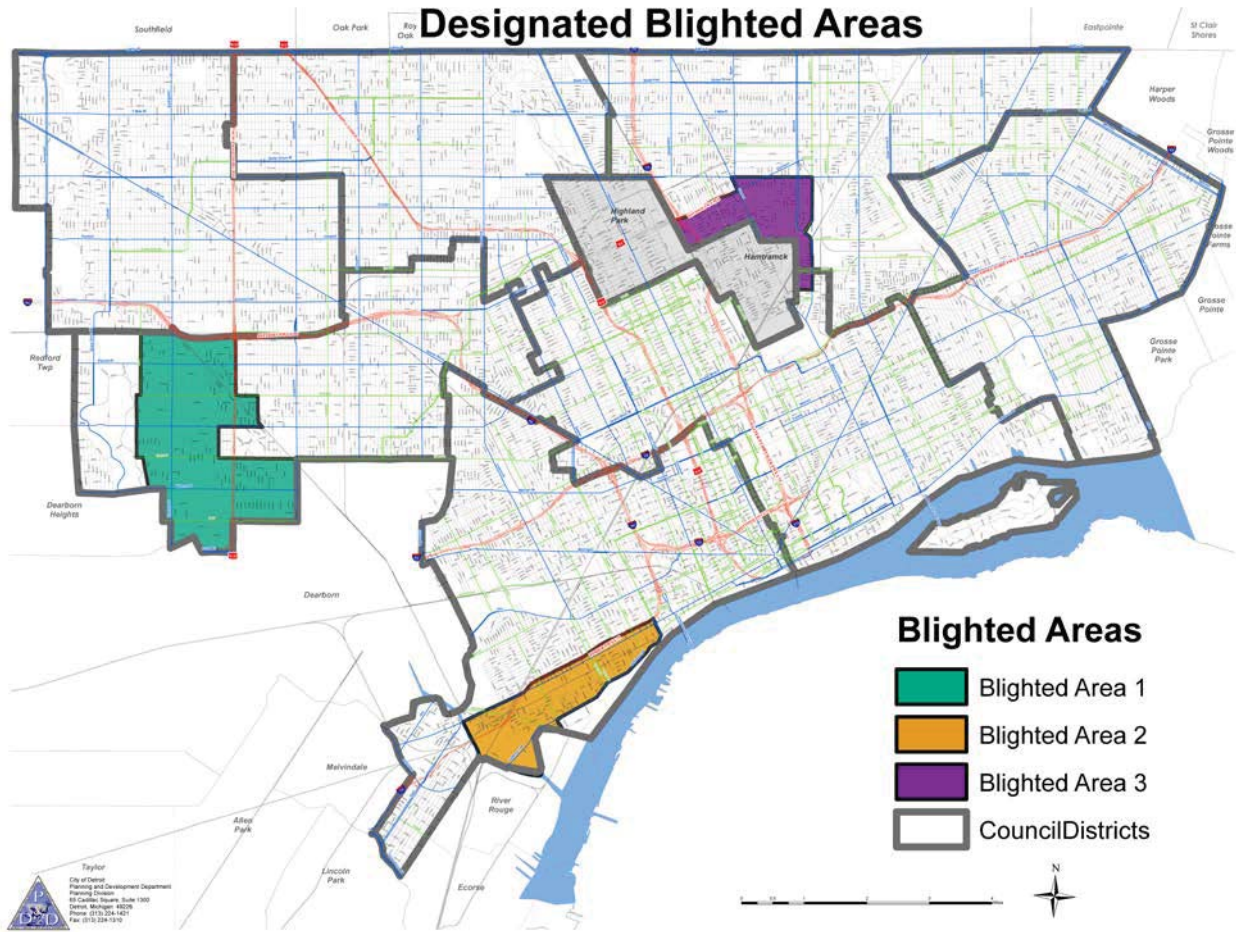


## City of Detroit – Master Plan of Policies

### 10 Neighborhood Clusters targeted through the Strategic Neighborhood Fund (SNF)







**Designated Blight Areas Map**



2,500 units with expiring terms or that are at risk of severe obsolescence that demand more active intervention to preserve affordability. The City is focused on preserving these units as part of the overall preservation goal.

# The Development of a Preservation Action Plan

In mid-2017, the City convened and led a task force comprised of community stakeholders to develop a Preservation Action Plan that will guide preservation efforts over the next five years. The creation of this group, known as the Detroit Affordable Housing Preservation Task Force, was modeled on best practices of cities like Chicago, Washington D.C., and Cleveland, which have established task forces to coordinate efforts around securing the long-term affordability and quality of LIHTC properties.

The Task Force’s work was informed by previous preservation-focused working groups, including the LIHTC Working Group led by Community Development Advocates of Detroit (CDAD), Senior Housing Preservation-Detroit (SHP-D), the Recapitalization Task Force led by the Detroit Local Initiatives Support Corporation (LISC) office, and the Community Development Financial Institution (CDFI) Coalition of Detroit. The Task Force collaborated on a Preservation Action Plan through four working groups focused on: financially sustainable regulated affordable multifamily housing, financially distressed regulated multifamily housing, naturally occurring affordable multifamily housing, and scattered-site single-family LIHTC developments (not discussed in this document, but an important part of the group’s work).

Affordable housing preservation strategies that the City will pursue are based on a shared set of implementation goals:

- Prevent regulated affordable units from converting to market rate.
- Prevent the loss of public investment, specifically HOME investments and rental assistance contracts funded through federal housing assistance programs.

Figure 7: Existing Regulated Affordable Housing Developments

