

# It's Your Budget – Take Part!

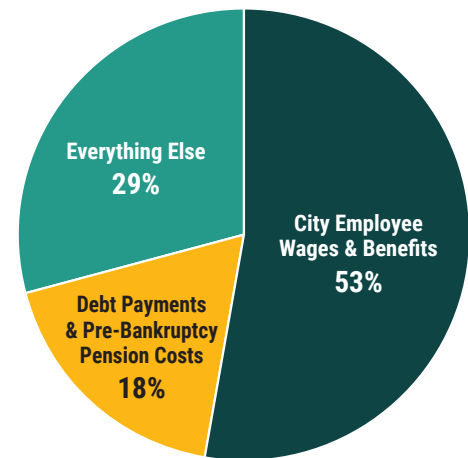
## FISCAL YEAR 2026 PUBLIC MEETING & ENGAGEMENT SUMMARY

OFFICE OF BUDGET • CITY OF DETROIT • [www.detroitmi.gov/budget](http://www.detroitmi.gov/budget)

The Budget Office held nine public meetings throughout the fall of 2024.  
This flyer summarizes what was presented in those meetings.  
If you would like to learn more, please visit our website at [detroitmi.gov/budget](http://detroitmi.gov/budget).

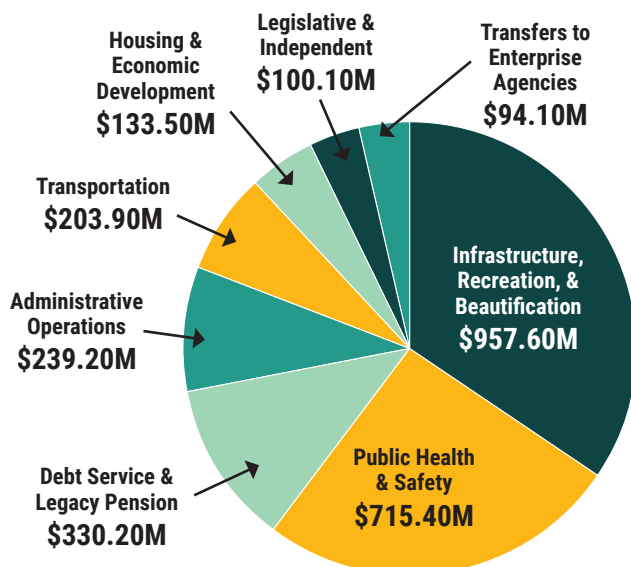
The General Fund is the only fund in the City's budget with some flexibility in how money can be spent. This discretionary component is what we discuss during these budget meetings. The budget is made up of 3 spending categories:

- 1 Wages & Benefits** – 53% of the General Fund goes toward supporting City employees
- 2 Debt & Pensions** – 18% funds prior investments the City is obligated to pay off over time
- 3 Everything Else** – 29% supports essential City services and has some flexibility in how it can be spent



**FY25 Adopted Budget – General Fund (\$1.4 billion)**

### FY25 Expenditures by Department Category – All Funds (\$2.7 billion)



### Where does the General Fund money come from?

General Fund money comes from five major revenue sources:

1. **Income tax** – \$392.7M
2. **Wagering tax** – \$258.1M
3. **State revenue sharing** – \$224.4M
4. **Property tax** – \$137.4M
5. **Utility users tax** – \$46.3M

### How does the City spend its money?

- The City's expenditures must equal its revenues to maintain a balanced budget.
- The FY25 budget supports approximately 11,146 full-time equivalent (FTE) positions.
- The FY25 budget funds an increase of 345 FTE positions, supporting departments like Health, General Services, and Water and Sewer.

### What else should I know about the budget?

- The City of Detroit brings in millions of dollars every year in grant revenue to supplement the budget.
- Schools, libraries, and state or county services are not funded through the City of Detroit's budget.



# FISCAL YEAR 2026 PUBLIC MEETING & ENGAGEMENT SUMMARY


The Budget Office held nine public meetings throughout the fall of 2024. This flyer summarizes public comments shared verbally, via the chat feature in Zoom, or through the online platform Slido. Additional information on public comments will be shared in the Community Outreach Report published in March 2025.

## CITYWIDE TOP PRIORITIES BASED ON RANKING POLL

- 1 Home Repair
- 2 Neighborhood Rebuilding
- 3 Affordable Housing
- 4 Transportation
- 5 Public Safety
- 6 Youth Programs
- 7 Safer Street Design
- 8 Senior Supports
- 9 Park Funding

## TOP PRIORITIES BASED ON COMMENTS RAISED

Number of comments related to each priority



The Office of Budget received **300** unique comments spanning **64** priority areas.

**Note:** In each district forum, we provided residents with a poll to rank the top 9 priorities heard last year. The table on the left represents the results from this poll. The table on the right represents the top priorities heard from comments shared outside of the ranked-choice polling question.

Many of the top priorities that arose from the ranked-choice polling question also arose from comments shared, indicating that priorities such as transportation, home repair, and affordable housing continue to be of high importance to residents year-over-year.

## TOP PRIORITIES BASED ON COMMENTS RAISED BY DISTRICT

DISTRICT 1	DISTRICT 2	DISTRICT 3	DISTRICT 4	DISTRICT 5	DISTRICT 6	DISTRICT 7
1) Sustainability & Resilience 2) Affordable Housing 3) Street Repair	1) Effective City Services 2) Tree Removal/Trimming 3) Public Safety	1) Beautification 2) Youth Programs 3) Public Safety	1) Home Repair 2) Sidewalk Repair 3) Tree Removal/Trimming	1) Transportation 2) Bike Infrastructure 3) Safer Street Design	1) Home Repair 2) Senior Supports 3) Affordable Housing	1) Parks Funding 2) Small Business Support 3) Disability Supports

