



# COVID-19 Weekly Summary

## 8 WEEK TRENDS as of 03/26/25

### COVID-19 CASE RATE

The 7-day average rate of new confirmed COVID-19 cases among City of Detroit residents is 29.3 daily cases per million people as of 03/21/25. This has increased compared to the previous report, when it was reported as 27.9 cases per million people.

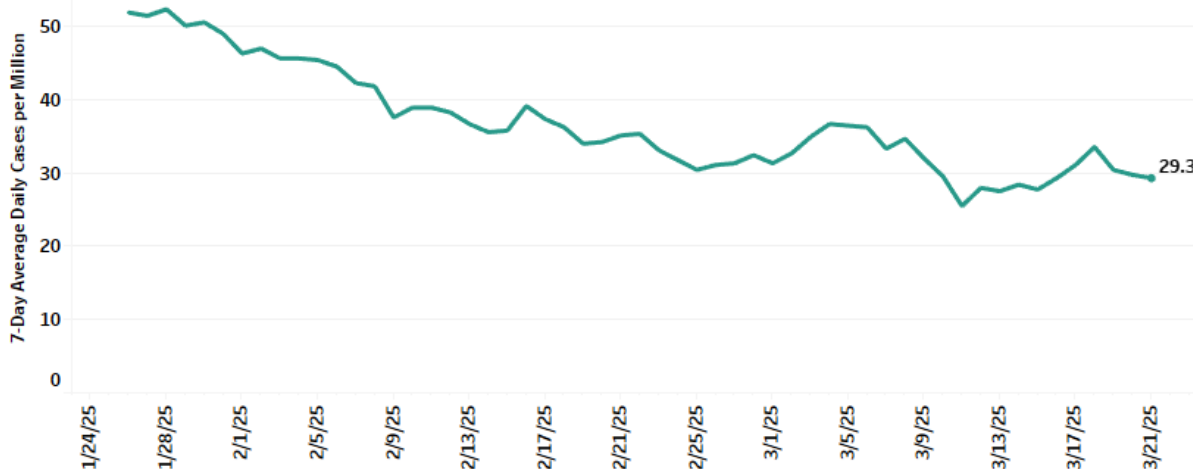


Figure 1: COVID-19 confirmed (daily/1,000,000) cases

Data as of 03/24/2025 from [MDSS](#)

### COVID-19 EMERGENCY DEPARTMENT DIAGNOSES

There are 0.4% of Emergency Department visits in Detroit with diagnosed COVID-19 as of 3/22/2025.

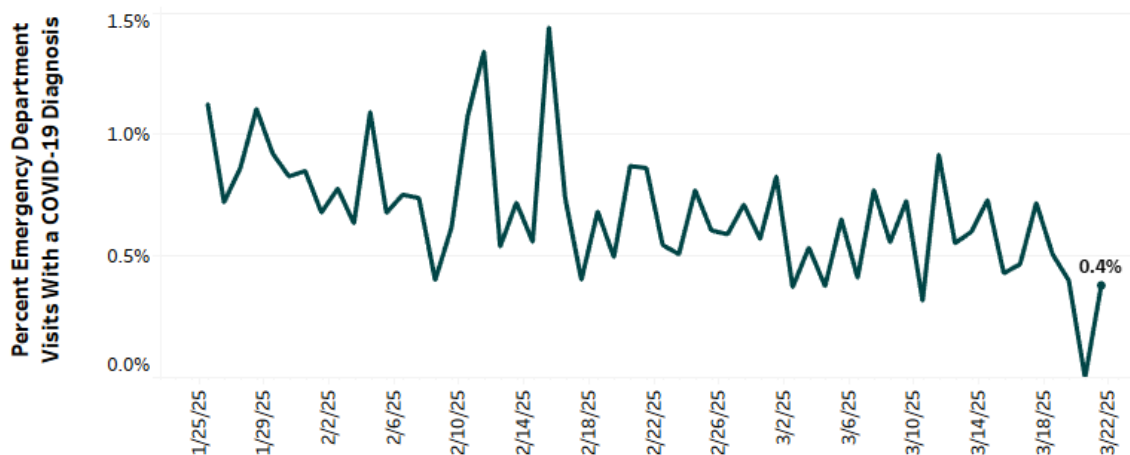


Figure 2: Syndromic Surveillance COVID-19 Diagnoses

Data as of 03/25/2025 from [MSSS](#)

## Detroit Health Department COVID-19 Weekly Summary

### COVID-19 INPATIENT BEDS

There are currently 23 COVID-19 occupied inpatient beds and 3 COVID-19 occupied ICU beds recorded in the city of Detroit.

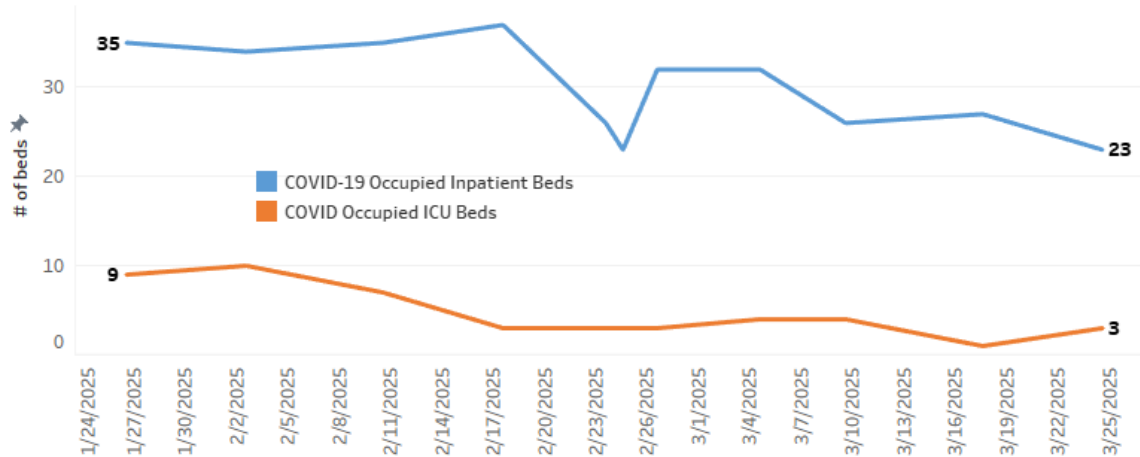


Figure 3: COVID-19 hospital occupancy

Data as of 03/25/2025 from [EMResource](#)

### COVID-19 WASTEWATER MONITORING

Wastewater monitoring shows 50% of sampling sites have detectable levels and 27% of sites have high levels of SARS-CoV-2 markers as of 03/18/2025 in the city of Detroit.

- The proportions are out of 22 sites across the city of Detroit from which wastewater samples are taken and tested for SARS-CoV-2 markers. Each sampling site represents a specific population based on the area its sewer shed covers, such as long-term care facilities, college dormitories, and entire ZIP code areas. Detectable levels are over 1000 copies/100mL; high levels are over 5000 copies/100mL.

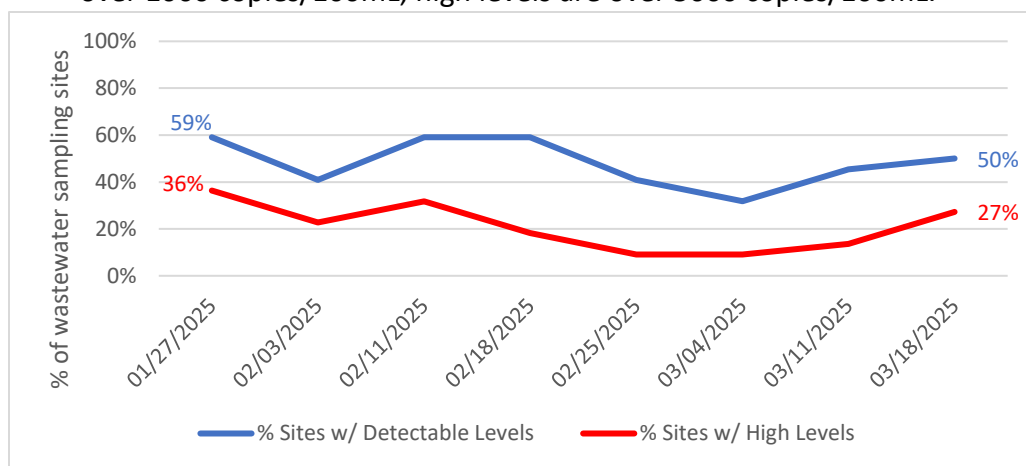


Figure 4: SARS-CoV-2 Wastewater Levels

Data as of 03/26/2025 from [RamLabWSU.org](#)