



# Fiscal Year 2024-2025 ADOPTED BUDGET

*Michael E. Duggan, Mayor*

CITY OF DETROIT, MICHIGAN

**DETROIT  
CITY COUNCIL**

Mary Sheffield, President  
James Tate, President Pro Tem  
Scott Benson  
Fred Durhal III  
Latisha Johnson

Gabriela Santiago-Romero  
Mary Waters  
Angela Whitfield-Calloway  
Coleman A. Young II

# FISCAL YEAR 2024-2025 ADOPTED BUDGET TABLE OF CONTENTS

## SUMMARY STATEMENTS

---

Overview .....	1
Appropriations and Revenues, by Major Classification-All Funds.....	6
Appropriations and Revenues, by Major Classification-General Fund.....	7
Appropriations and Revenues, by Major Classification-Non-General Fund.....	8
Appropriations and Revenues, by Major Classification-Capital Fund .....	9
Appropriations and Revenues, by Major Classification-Blight Fund .....	10
Appropriations and Revenues, by Agency-All Funds.....	11
Appropriations and Revenues, by Agency Category-All Funds ( <i>Pie Chart</i> ).....	12
Appropriations and Revenues, by Agency-General Fund.....	13
Appropriations and Revenues, by Agency Category-General Fund ( <i>Pie Chart</i> ).....	14
Appropriations and Revenues, by Agency-Non-General Funds .....	15
Appropriations and Revenues, by Agency Category-Non-General Fund ( <i>Pie Chart</i> ).....	16
Appropriations and Revenues, by Agency Category-Capital Fund.....	17
Appropriations and Revenues, by Agency Category-Capital Fund ( <i>Pie Chart</i> ).....	18
Appropriations and Revenues, by Agency-Blight Fund.....	19
Fund Types by Department-Appropriations .....	20
Fund Types by Department-Appropriations .....	21
Proposed vs Adopted-General Fund (Total Fund Expenditures).....	22
Proposed vs Adopted-General Fund (General Fund Expenditures).....	23
Proposed vs Adopted-Non-General Fund (Non-General Fund Expenditures).....	24
Proposed vs Adopted-Capital Fund (Capital Fund Expenditures) .....	25
Proposed vs Adopted-Blight Fund (Blight Fund Expenditures).....	26
Appropriations, by Agency and Major Classification-All Funds .....	27
Appropriations, by Agency and Major Classification-General Fund.....	28
Appropriations, by Agency and Major Classification-Non-General Funds .....	29
Appropriations, by Agency and Major Classification-Capital Fund .....	30
Appropriations, by Agency and Major Classification-Blight Fund.....	31
Revenues, by Agency and Major Classification-All Funds.....	32
Revenues, by Agency and Major Classification-General Fund .....	33
Revenues, by Agency and Major Classification-Non-General Fund .....	34
Revenues, by Agency and Major Classification-Capital Fund .....	35
Revenues, by Agency and Major Classification-Blight Fund.....	36
Appropriations, by Major Classification-All Funds.....	37
Appropriations, by Major Classification-General Funds .....	38
Appropriations, by Major Classification-Non-General Funds .....	39
Revenues, by Major Classification-All Funds ( <i>Pie Chart</i> ) .....	40
Revenues, by Major Classification-General Fund ( <i>Pie Chart</i> ).....	41
Revenues, by Major Classification-Non-General Fund ( <i>Pie Chart</i> ).....	42
Budgeted Positions, by Fund Type .....	43

NO	AGENCY	Appropriations	Personnel
		Revenues	Services
10	Airport.....	44	199
13	Buildings and Safety Engineering Department.....	47	200
16	Construction and Demolition Department.....	54	204
18	Debt Service.....	61	---
19	Department of Public Works.....	65	206
20	Department of Transportation.....	70	210
23	Office of the Chief Financial Officer.....	74	214
24	Fire Department.....	79	223
25	Health Department.....	84	227
28	Human Resources Department.....	90	233
29	Civil Rights, Inclusion and Opportunity.....	94	236
31	Department of Innovation and Technology.....	99	237
32	Law Department.....	103	240
33	Mayor's Office.....	109	241
34	Municipal Parking Department.....	112	243
35	Non-Departmental.....	116	245
36	Housing and Revitalization Department.....	126	248
37	Police Department.....	134	253
38	Public Lighting Department.....	142	272
43	Planning and Development Department.....	147	273
45	Department of Appeals and Hearings.....	151	274
46	General Services Department.....	154	275
48	Water and Sewerage Department-Water.....	163	282
49	Water and Sewerage Department-Sewerage.....	166	287
50	Office of the Auditor General.....	169	288
51	Board of Zoning Appeals.....	172	289
52	City Council.....	175	290
53	Office of the Ombudsperson.....	178	293
54	Office of the Inspector General.....	182	294
60	36 <sup>th</sup> District Court.....	185	295
70	City Clerk.....	189	296
71	Department of Elections.....	192	297
72	Detroit Public Library.....	195	299



# OVERVIEW

## **Geography & Economic Drivers**

The City of Detroit is located in southeastern Michigan, in Wayne County, with a land area of approximately 139 square miles. The City is the center of the nation's 14<sup>th</sup> largest metropolitan statistical area and is the 27<sup>th</sup> largest city in the U.S. with a reported population of 639,111 as of 2020, according to the U.S. Census Bureau. Detroit is the commercial capital of Michigan and a major economic and industrial center of the nation. Although Detroit is known internationally for automobile manufacturing and trade, the City also has major companies in the financial and technology sectors, educational and health care institutions, and entertainment venues with four major sports teams and three casinos located within the City limits. The southeastern border of the City lies on the Detroit River, an international waterway, which is linked by the St. Lawrence Seaway to seaports around the world. It is the busiest border crossing in North America, carrying a substantial share of international trade between the United States and Canada. There are seven major employment districts, and four Fortune 500 companies have world headquarters within the City.

## **Governmental Structure**

Detroit is a home rule city with significant independent powers, pursuant to the provisions of the Constitution of the State of Michigan (the "State"). In accordance with the City Charter (the "Charter"), the governance of the City is organized in two branches: the Executive Branch, which is headed by the Mayor, and the Legislative Branch, which is composed of the City Council and its agencies. The Mayor and the members of the City Council are elected every four years unless a special election is required, as provided for in the Charter.

The Mayor is the chief executive of the City and has control of and is accountable for the Executive Branch of City government. The Charter grants the Mayor broad managerial powers, including the authority to appoint all department directors and deputy directors. The Charter also delegates the responsibility for the implementation of most programs, services, and activities solely to the Executive Branch. The City Council, composed of seven members elected by district and two members elected at large for four-year terms, is the City's legislative body.

In addition to the Executive and Legislative Branches, the City also includes the 36<sup>th</sup> District Court, which is responsible for adjudicating certain legal matters that arise within the City, including state felony arraignments and preliminary examinations, state misdemeanor and City ordinance violations, civil litigation for claims of \$25,000 or less, and landlord/tenant disputes. The City is responsible for all funding of the 36<sup>th</sup> District Court in excess of fines collected by the Court, except for judicial salaries, which are funded by the State.

## **Financial Governance**

Michigan Public Act 181 of 2014 established the Financial Review Commission (the "FRC") to monitor the City's compliance with the Plan of Adjustment, as confirmed by the Bankruptcy



Court on November 12, 2014, and to provide State oversight of the City’s financial activities. The FRC’s oversight of the City lasts no less than 13 years. However, once the City meets certain criteria, the nature of the oversight is scaled back. On April 30, 2018, the FRC granted the City its first waiver of active oversight. The FRC continues to monitor the City and reviews the waiver annually and, by July 1 of each year, makes a determination as to whether to renew the waiver for the subsequent year.

In 2014, the Home Rule City Act (Michigan Public Act 219 of 1909) was amended and established the Chief Financial Officer (the “CFO”) position in the City. The CFO is vested with authority over all financial and budget activities of the City. As a result, all finance, budget, procurement, property assessment, and grants management functions were restructured under a new centralized financial management organization called the Office of the Chief Financial Officer (the “OCFO”). All departmental financial functions are under the authority of the OCFO, which increases control over all City financial activities.

### **Budget Process**

The City’s budget process is informed by a comprehensive planning process that includes departmental, procurement, grant, staffing, technology, capital, and long-term financial planning. The City adopts a budget annually for the next fiscal year, in accordance with the Uniform Budgeting and Accounting Act (Michigan Public Act 2 of 1968). Pursuant to Section 4t of the Home Rule City Act, the budget process also includes independent biannual revenue estimating conferences that establish the revenue estimates for the budget and an annually balanced four-year financial plan that includes the City’s adopted budget plus an additional three forecasted years. The total of expenditures cannot exceed the total of estimated revenue, so that the budget as adopted is a balanced budget. Through its four-year financial plan, the City ensures ongoing expenditures are supported by ongoing revenue.

On or before March 7, the Mayor submits to the City Council a proposed budget and four-year financial plan for the fiscal year beginning July 1. After holding public hearings and completing its deliberations, the City Council approves the budget and four-year financial plan, with or without amendment. Such amendments are approved through one of three budget resolutions:

- Administration’s Changes and Corrections of Errors to the Mayor’s Proposed Budget (“Errata Letter”)
- City Council’s Amendments to the Mayor’s Proposed Community Development Block Grant (CDBG) Budget (“Schedule A”)
- City Council’s Amendments to the Mayor’s Proposed Budget (“Schedule B”)

Thus, the budget passed by City Council is the sum of the Mayor’s Proposed Budget and any amendments approved from the resolutions above. In addition, the City Council approves two closing resolutions:

- Administration’s Closing Resolution, which contains various provisions governing the execution of the annual budget

- City Council’s Closing Resolution, which contains various budget policy and planning priorities expressed by the City Council

As part of the budget approval process, the Administration also proposes and the City Council approves the Official Compensation Schedule and the Tax Statement for the following fiscal year, both consistent with the assumptions included in the budget. The Official Compensation Schedule sets the rates of pay for the various job classifications for City employees. The Tax Statement sets the property tax rates (“millages”) the City will levy for both operating and debt service purposes.

Following City Council’s approval of the budget, the mayor may then approve it, veto it in its entirety, or veto specific line-items (“line-item veto”). In the event of a veto action by the mayor, the City Council may then override the veto with a two-thirds majority vote.

The City’s budget and four-year financial plan cannot exceed revenue certified by the independent Revenue Estimating Conference (REC). The CFO must certify the budget is balanced and complies with the Uniform Budgeting and Accounting Act. The City must transmit this certification and the adopted budget and four-year financial plan to the FRC. However, the budget is not subject to FRC approval while the City is under a waiver of active oversight.

The mayor may propose budget amendments during the fiscal year, which are subject to the City Council’s approval. If the mayor advises the City Council during the fiscal year that there are available appropriations and revenue in excess of those estimated in the budget, the City Council may make supplemental appropriations for the year up to the amount of the excess. In the case of estimated revenue shortfalls, the City must maintain a balanced budget, and the mayor may request that the City Council decrease certain appropriations to do so. In any case, the mayor is under no obligation to spend an entire appropriation. Also, at any time during the fiscal year, the City Council, upon written request by the mayor, may transfer all or part of any unencumbered appropriation balance among programs, services, or activities within an agency or from one agency to another.

### **Accounting Basis**

The City follows accounting principles generally accepted in the United States of America (GAAP), as applicable to governmental units. Accounting and financial reporting pronouncements are promulgated by the Governmental Accounting Standards Board (GASB). The basic financial statements include both government-wide and fund financial statements.

The City’s government-wide, proprietary fund, and fiduciary fund financial statements are reported using the economic resources measurement focus and the accrual basis of accounting. Revenue is recorded when earned, and expenses are recorded at the time liabilities are incurred, regardless of when the related cash flow takes place.

The City’s governmental funds, including the General Fund, are reported using the current financial resources measurement focus and the modified accrual basis of accounting. Revenue

is recognized as soon as it is both measurable and available. Revenue is considered to be available when it is collectible within the current period or soon enough thereafter to pay liabilities of the current period. For this purpose, the City considers revenue to be available if it is collected within 60 days of the end of the current fiscal year, except for grants and trade receivables, for which the period of availability is 90 days. Expenditures generally are recorded when the liability is incurred, as under accrual accounting. However, principal and interest on general long-term debt, claims and judgments, compensated absences, and other long-term obligations are recorded only when payment is due. General capital asset acquisitions are reported as expenditures in governmental funds. The face value of governmental long-term debt and acquisitions under capital leases are reported as other financing sources. Significant revenue sources that are susceptible to accrual include property taxes, income taxes, utility taxes, state-shared revenue, state gas and weight tax revenue, interest, and certain grants associated with the current fiscal period. All other revenue sources are considered to be measurable and available only when cash is received.

### **Budget Basis**

The General Fund presented in the budget is only the City's Fund 1000 general purpose operating fund. The financial statements present the General Fund with other special purpose general funds included in it. In the budget, those special purpose funds are presented as other funds (e.g., Fund 1003 - Blight Remediation Fund). The City's budget is also prepared in accordance with GAAP, except that:

- Other financing sources and uses, such as inter-fund transfers, are included as revenue and expenditures, respectively
- Budgeted uses of fund balance are included as revenue (generally labelled "prior year activity" revenue)
- Contributions to reserves are reflected as expenditures (budget basis) rather than as a reservation of fund balance (accounting basis)
- Certain inter-agency billings are reflected as revenues and expenditures in the budget, while the financial statements net such activities out

Budgetary appropriations are made at the function or program level, the legal level of budgetary control. Unexpended appropriations lapse at the close of the fiscal year unless authorized by the budget closing resolution to be carried forward to the subsequent budget year and approved by the Chief Financial Officer. Such carry forward balances are then reserved as fund balance assigned for continuing appropriations at fiscal year-end.

### **Significant Budgetary Items and Trends**

In accordance with the requirements of the Home Rule City Act, this Four-Year Financial Plan includes the proposed annual budget for the fiscal year beginning July 1, 2024 and ending June 30, 2025 (FY 2025) plus three forecasted years (FY 2026, FY 2027, and FY 2028).

In FY 2024, the City resumed making actuarially determined annual required contributions for its legacy pension obligations ten years after bankruptcy per the Plan of Adjustment. The FY 2025 Budget includes \$169.9 million for this purpose, consistent with the actuarial shift to level



principal amortization, with \$75.2 million supported by the Retiree Protection Fund (RPF), a trust fund established and funded by the City to ensure budget stability as annual legacy pension payments resume.

The Proposed FY 2025 General Fund Recurring Budget totals \$1.41 billion and includes increasing revenues, driven by growth in income taxes and other major tax revenues, balanced against rising labor and contractual costs across key City departments and core functions.

In addition, the Proposed FY 2025 budget includes \$101.1 million of one-time expenditures supported by available prior year fund balance and FY 2025 one-time revenue sources. These expenditures include capital improvements, blight remediation, beautification, payments to retirees in the legacy General Retirement System and Police and Fire Retirement System, support for the 2024 election cycle, support for a transitional surge in public safety overtime, and other one-time activities.

Certain significant departmental expenses reflect budgetary shifts in FY 2025 to provide enhanced program management and control, including:

- \$1.9 million and 21 existing FTEs supporting Homeland Security activity at the Real Time Crime center from the Homeland Security office to the Detroit Police Department.
- \$2.5 million and 41 existing FTEs in the Buildings, Safety Engineering and Environmental Department from the Solid Waste Fund to the General Fund
- An agreement for the Department of Transportation to transfer \$4.8 million to the Detroit Police Department to hire 45 FTEs and establish a Transit Security Division, transferring this function from the Detroit Transportation Corporation.

Across all City funds, the Adopted budget totals \$2.76 billion and supports 11,135 FTE, an increase of 333 FTE. Increases for staffing are primarily in Police, Fire, and Transportation.

The Budget Book and other budget publications and information are available online at: [detroitmi.gov/budget](https://detroitmi.gov/budget)

## Appropriations & Revenues by Major Classification

### City of Detroit

FY 2024-2025 Adopted Budget

### All Funds

<b>Appropriations</b>	<b>FY2025 Adopted</b>
Salaries & Wages	\$ 795,904,695
Employee Benefits	\$ 404,095,490
Professional & Contractual Services	\$ 354,825,909
Operating Supplies	\$ 107,511,161
Operating Services	\$ 172,324,938
Equipment Acquisition	\$ 17,244,832
Capital Outlays	\$ 30,077,827
Fixed Charges	\$ 182,280,224
Other Expenses	\$ 597,392,482
<b>Total Appropriations - Recurring</b>	<b>\$ 2,661,657,558</b>

<b>Appropriations - Non-Recurring</b>	
Blight Remediation	\$ 34,281,321
Capital Improvements	\$ 19,700,000
Other One-Time Expenditures	\$ 60,473,704
<b>Total Expenditures - Non-Recurring</b>	<b>\$ 114,455,025</b>

<b>Grand Total Appropriations</b>	<b>\$ 2,776,112,583</b>
-----------------------------------	-------------------------

<b>Revenues</b>	<b>FY2025 Adopted</b>
Grants, Shared Taxes, & Revenues	\$ 388,718,897
Revenues from Use of Assets	\$ 152,504,613
Sales of Assets & Compensation for Losses	\$ 1,248,561
Sales & Charges for Services	\$ 688,328,183
Fines, Forfeits, & Penalties	\$ 26,113,349
Licenses, Permits, & Inspection Charges	\$ 40,221,500
Taxes, Assessments, & Interest	\$ 1,119,628,515
Contributions & Transfers	\$ 155,487,120
Miscellaneous	\$ 14,181,820
<b>Total Revenues - Recurring</b>	<b>\$ 2,586,432,558</b>

<b>Revenues - Non-Recurring</b>	
Contributions and Transfers	\$ 164,524,025
Other One-Time Revenues	\$ 25,156,000
<b>Total Revenues - Non-Recurring</b>	<b>\$ 189,680,025</b>

<b>Grand Total Revenues</b>	<b>\$ 2,776,112,583</b>
-----------------------------	-------------------------

## Appropriations & Revenues by Major Classification

City of Detroit  
FY 2024-2025 Adopted Budget  
**General Fund**

<b>Appropriations</b>	<b>FY2025 Adopted</b>
Salaries & Wages	\$ 596,887,393
Employee Benefits	\$ 311,969,235
Professional & Contractual Services	\$ 103,266,471
Operating Supplies	\$ 51,388,999
Operating Services	\$ 88,825,336
Equipment Acquisition	\$ 1,890,976
Capital Outlays	\$ 320,388
Fixed Charges	\$ 83,383,894
Other Expenses	\$ 176,095,424
<b>Total Appropriations - Recurring</b>	<b>\$ 1,414,028,116</b>
<b>Appropriations - Non-Recurring</b>	
Other One-Time Expenditures	\$ 60,118,704
<b>Total Expenditures - Non-Recurring</b>	<b>\$ 60,118,704</b>
<b>Grand Total Appropriations</b>	<b>\$ 1,474,146,820</b>

<b>Revenues</b>	<b>FY2025 Adopted</b>
Grants, Shared Taxes, & Revenues	\$ 243,052,138
Revenues from Use of Assets	\$ 36,508,581
Sales of Assets & Compensation for Losses	\$ 8,020
Sales & Charges for Services	\$ 119,184,946
Fines, Forfeits, & Penalties	\$ 20,538,569
Licenses, Permits, & Inspection Charges	\$ 12,390,500
Taxes, Assessments, & Interest	\$ 892,898,710
Contributions & Transfers	\$ 4,249,832
Miscellaneous	\$ 9,971,820
<b>Total Revenues - Recurring</b>	<b>\$ 1,338,803,116</b>
<b>Revenues - Non-Recurring</b>	
Contributions and Transfers	\$ 110,187,704
Other One-Time Revenues	\$ 25,156,000
<b>Total Revenues - Non-Recurring</b>	<b>\$ 135,343,704</b>
<b>Grand Total Revenues</b>	<b>\$ 1,474,146,820</b>



## **Appropriations & Revenues by Major Classification**

City of Detroit

FY 2024-2025 Adopted Budget

### **Non-General Funds**

<b>Appropriations</b>	<b>FY2025 Adopted</b>
Salaries & Wages	\$ 199,017,302
Employee Benefits	\$ 92,126,255
Professional & Contractual Services	\$ 251,559,438
Operating Supplies	\$ 56,122,162
Operating Services	\$ 83,499,602
Equipment Acquisition	\$ 15,353,856
Capital Outlays	\$ 29,757,439
Fixed Charges	\$ 98,896,330
Other Expenses	\$ 421,297,058
<b>Total Appropriations - Recurring</b>	<b>\$ 1,247,629,442</b>
<b>Appropriations - Non-Recurring</b>	
Other One-Time Expenditures	\$ 355,000
<b>Total Expenditures - Non-Recurring</b>	<b>\$ 355,000</b>
<b>Grand Total Appropriations</b>	<b>\$ 1,247,984,442</b>

<b>Revenues</b>	<b>FY2025 Adopted</b>
Grants, Shared Taxes, & Revenues	\$ 145,666,759
Revenues from Use of Assets	\$ 115,996,032
Sales of Assets & Compensation for Losses	\$ 1,240,541
Sales & Charges for Services	\$ 569,143,237
Fines, Forfeits, & Penalties	\$ 5,574,780
Licenses, Permits, & Inspection Charges	\$ 27,831,000
Taxes, Assessments, & Interest	\$ 226,729,805
Contributions & Transfers	\$ 151,237,288
Miscellaneous	\$ 4,210,000
<b>Total Revenues - Recurring</b>	<b>\$ 1,247,629,442</b>
<b>Revenues - Non-Recurring</b>	
Contributions and Transfers	\$ 355,000
<b>Total Revenues - Non-Recurring</b>	<b>\$ 355,000</b>
<b>Grand Total Revenues</b>	<b>\$ 1,247,984,442</b>

## Appropriations & Revenues by Major Classification

City of Detroit  
FY 2024-2025 Adopted Budget

### Capital Fund

Appropriations	FY2025 Adopted
Salaries & Wages	\$ -
Employee Benefits	\$ -
Professional & Contractual Services	\$ -
Operating Supplies	\$ -
Operating Services	\$ -
Equipment Acquisition	\$ -
Capital Outlays	\$ -
Fixed Charges	\$ -
Other Expenses	\$ -
<b>Total Appropriations - Recurring</b>	<b>\$ -</b>

Appropriations - Non-Recurring	
Capital Improvements	\$ 19,700,000
<b>Total Expenditures - Non-Recurring</b>	<b>\$ 19,700,000</b>

<b>Grand Total Appropriations</b>	<b>\$ 19,700,000</b>
-----------------------------------	----------------------

Revenues	FY2025 Adopted
Grants, Shared Taxes, & Revenues	\$ -
Revenues from Use of Assets	\$ -
Sales of Assets & Compensation for Losses	\$ -
Sales & Charges for Services	\$ -
Fines, Forfeits, & Penalties	\$ -
Licenses, Permits, & Inspection Charges	\$ -
Taxes, Assessments, & Interest	\$ -
Contributions & Transfers	\$ -
Miscellaneous	\$ -
<b>Total Revenues - Recurring</b>	<b>\$ -</b>

Revenues - Non-Recurring	
Contributions and Transfers	\$ 19,700,000
<b>Total Revenues - Non-Recurring</b>	<b>\$ 19,700,000</b>

<b>Grand Total Revenues</b>	<b>\$ 19,700,000</b>
-----------------------------	----------------------

## Appropriations & Revenues by Major Classification

City of Detroit  
FY 2024-2025 Adopted Budget

### Blight Fund

Appropriations	FY2025 Adopted
Salaries & Wages	\$ -
Employee Benefits	\$ -
Professional & Contractual Services	\$ -
Operating Supplies	\$ -
Operating Services	\$ -
Equipment Acquisition	\$ -
Capital Outlays	\$ -
Fixed Charges	\$ -
Other Expenses	\$ -
<b>Total Appropriations - Recurring</b>	<b>\$ -</b>

Appropriations - Non-Recurring	
Blight Remediation	\$ 34,281,321
<b>Total Expenditures - Non-Recurring</b>	<b>\$ 34,281,321</b>

<b>Grand Total Appropriations</b>	<b>\$ -</b>
-----------------------------------	-------------

Revenues	FY2025 Adopted
Grants, Shared Taxes, & Revenues	\$ -
Revenues from Use of Assets	\$ -
Sales of Assets & Compensation for Losses	\$ -
Sales & Charges for Services	\$ -
Fines, Forfeits, & Penalties	\$ -
Licenses, Permits, & Inspection Charges	\$ -
Taxes, Assessments, & Interest	\$ -
Contributions & Transfers	\$ -
Miscellaneous	\$ -
<b>Total Revenues - Recurring</b>	<b>\$ -</b>

Revenues - Non-Recurring	
Contributions and Transfers	\$ 34,281,321
<b>Total Revenues - Non-Recurring</b>	<b>\$ 34,281,321</b>

<b>Grand Total Revenues</b>	<b>\$ 34,281,321</b>
-----------------------------	----------------------



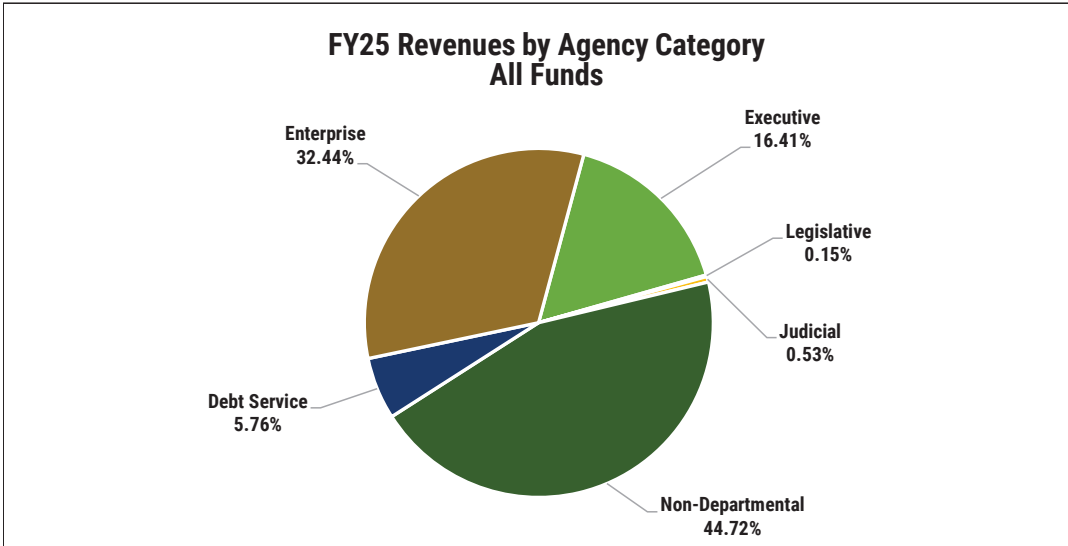
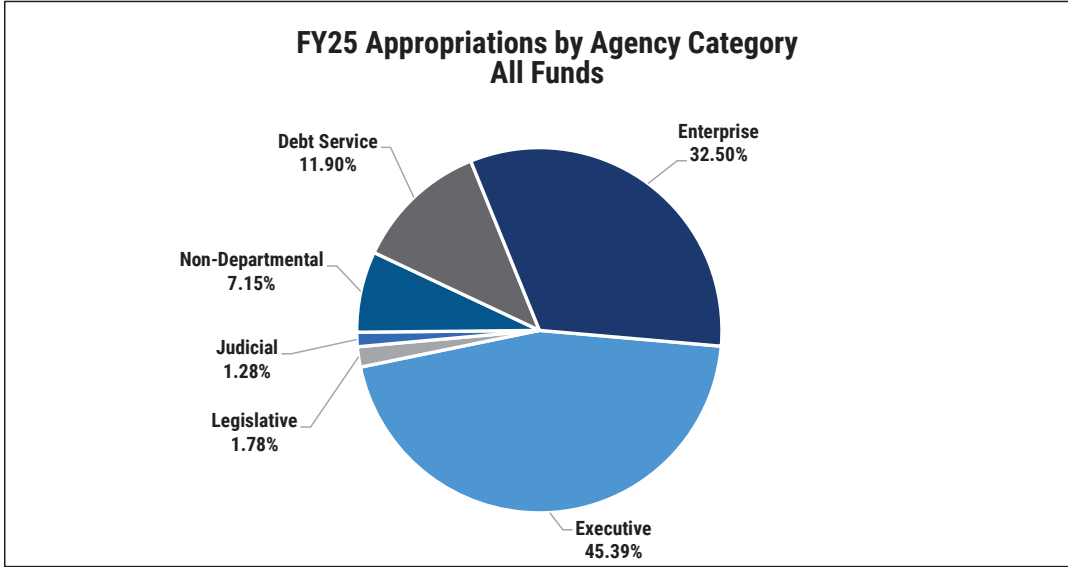
## Appropriations & Revenues by Agency

City of Detroit  
FY 2024-2025 Adopted Budget  
All Funds (in millions)

Category	Department	Appropriations	Revenues	Net Tax Cost
<b>Executive Agencies</b>	16 Construction & Demolition Department	\$ 31.89	\$ 2.87	\$ 29.02
	19 Department of Public Works	\$ 160.19	\$ 182.33	\$ (22.14)
	23 Office of the Chief Financial Officer	\$ 65.80	\$ 4.12	\$ 61.67
	24 Fire Department	\$ 167.55	\$ 25.61	\$ 141.94
	25 Health Department	\$ 43.41	\$ 35.03	\$ 8.38
	28 Human Resources Department	\$ 14.43	\$ -	\$ 14.43
	29 Civil Rights, Inclusion, & Opportunity	\$ 8.46	\$ 3.51	\$ 4.95
	31 Department of Innovation & Technology	\$ 61.06	\$ -	\$ 61.06
	32 Law Department	\$ 20.84	\$ 1.70	\$ 19.15
	33 Mayor's Office	\$ 10.15	\$ 1.16	\$ 8.99
	34 Municipal Parking Department	\$ 10.24	\$ 18.44	\$ (8.20)
	36 Housing & Revitalization Department	\$ 80.38	\$ 51.21	\$ 29.18
	37 Police Department	\$ 441.85	\$ 110.17	\$ 331.68
	38 Public Lighting Department	\$ 20.07	\$ 3.42	\$ 16.65
	43 Planning & Development Department	\$ 5.26	\$ -	\$ 5.26
45 Department of Appeals & Hearings	\$ 1.77	\$ 5.32	\$ (3.55)	
47 General Services Department	\$ 116.79	\$ 10.63	\$ 106.16	
<b>Legislative Agencies</b>	50 Office of the Auditor General	\$ 5.28	\$ -	\$ 5.28
	51 Board of Zoning Appeals	\$ 0.64	\$ 0.09	\$ 0.55
	52 City Council	\$ 17.01	\$ 0.00	\$ 17.01
	53 Ombudsman	\$ 1.67	\$ 0.01	\$ 1.65
	54 Office of the Inspector General	\$ 1.87	\$ -	\$ 1.87
	70 City Clerk	\$ 2.81	\$ 0.01	\$ 2.80
71 Department of Elections	\$ 20.13	\$ 4.00	\$ 16.13	
<b>Judicial Agency</b>	60 36th District Court	\$ 35.60	\$ 14.58	\$ 21.03
<b>Non-Departmental</b>	35 Non-Departmental	\$ 198.48	\$ 1,241.35	\$ (1,042.86)
<b>Debt Service</b>	18 Debt Service & Legacy Pension	\$ 330.24	\$ 159.85	\$ 170.38
<b>Enterprise Agencies</b>	10 Airport Department	\$ 4.45	\$ 4.45	\$ -
	13 BSEED	\$ 37.03	\$ 35.50	\$ 1.54
	20 Department of Transportation	\$ 189.22	\$ 189.22	\$ -
	48 Water Department	\$ 244.74	\$ 244.74	\$ -
	49 Sewerage Department	\$ 387.94	\$ 387.94	\$ -
72 Public Library	\$ 38.85	\$ 38.85	\$ -	
<b>Total General City Agencies (Exec./Leg./Jud./Non-Dept.)</b>		<b>\$ 1,543.63</b>	<b>\$ 1,715.55</b>	<b>\$ (171.92)</b>
<b>Total Debt Service</b>		<b>\$ 330.24</b>	<b>\$ 159.85</b>	<b>\$ 170.38</b>
<b>Total Enterprise Agencies</b>		<b>\$ 902.25</b>	<b>\$ 900.71</b>	<b>\$ 1.54</b>
<b>Grand Total</b>		<b>\$ 2,776.11</b>	<b>\$ 2,776.11</b>	<b>\$ -</b>

# Appropriations & Revenues by Agency Category

City of Detroit  
FY 2024-2025 Adopted Budget  
All Funds



## Appropriations & Revenues by Agency

**City of Detroit  
FY 2024-2025 Adopted Budget  
General Fund (in millions)**

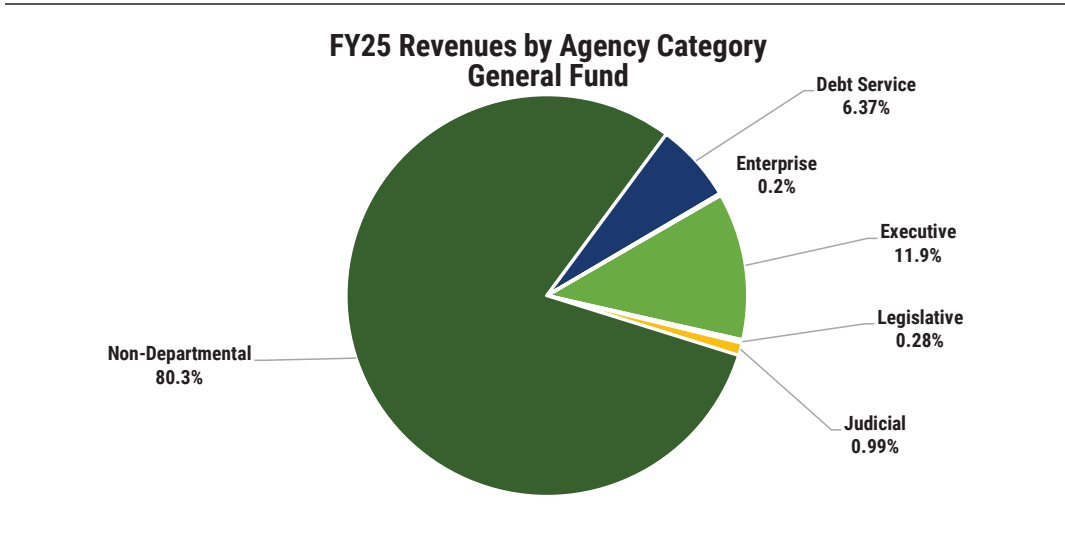
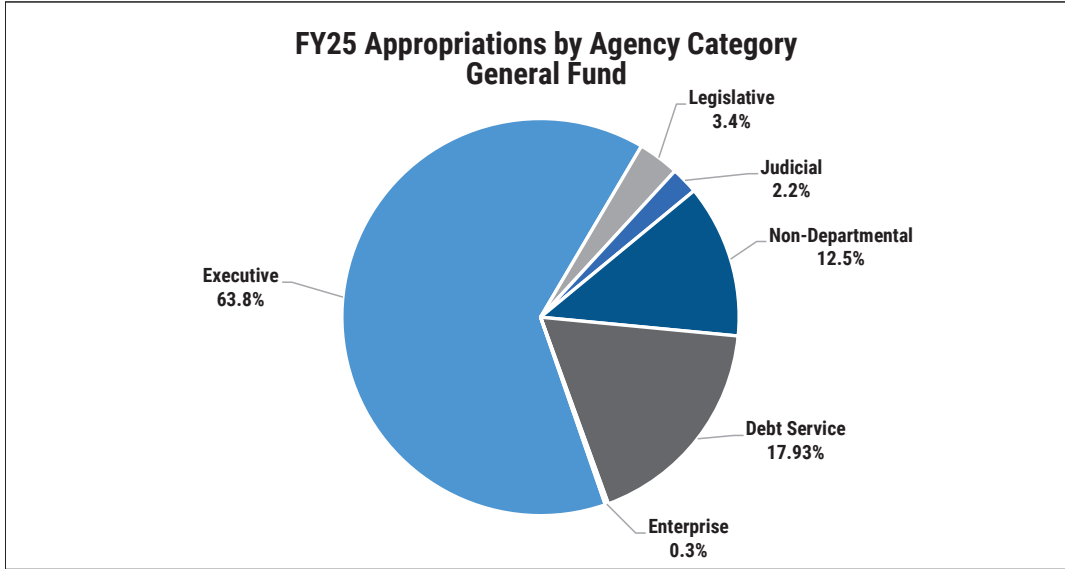
Category	Department	Appropriations	Revenues	Net Tax Cost
<b>Executive Agencies</b>	16 Construction & Demolition Department	\$ 14.79	\$ 2.87	\$ 11.92
	19 Department of Public Works	\$ 3.05	\$ 5.24	\$ (2.19)
	23 Office of the Chief Financial Officer	\$ 63.94	\$ 4.12	\$ 59.81
	24 Fire Department	\$ 165.41	\$ 23.46	\$ 141.94
	25 Health Department	\$ 11.81	\$ 3.43	\$ 8.38
	28 Human Resources Department	\$ 14.43	\$ -	\$ 14.43
	29 Civil Rights, Inclusion, & Opportunity	\$ 5.34	\$ 0.39	\$ 4.95
	31 Department of Innovation & Technology	\$ 61.06	\$ -	\$ 61.06
	32 Law Department	\$ 20.84	\$ 1.70	\$ 19.15
	33 Mayor's Office	\$ 9.09	\$ 0.10	\$ 8.99
	34 Municipal Parking Department	\$ 10.24	\$ 18.44	\$ (8.20)
	36 Housing & Revitalization Department	\$ 35.90	\$ 6.72	\$ 29.18
	37 Police Department	\$ 424.44	\$ 92.76	\$ 331.68
	38 Public Lighting Department	\$ 17.57	\$ 0.92	\$ 16.65
	43 Planning & Development Department	\$ 5.26	\$ -	\$ 5.26
45 Department of Appeals & Hearings	\$ 1.77	\$ 5.32	\$ (3.55)	
47 General Services Department	\$ 74.97	\$ 9.58	\$ 65.39	
<b>Legislative Agencies</b>	50 Office of the Auditor General	\$ 5.28	\$ -	\$ 5.28
	51 Board of Zoning Appeals	\$ 0.64	\$ 0.09	\$ 0.55
	52 City Council	\$ 17.01	\$ 0.00	\$ 17.01
	53 Ombudsman	\$ 1.65	\$ -	\$ 1.65
	54 Office of the Inspector General	\$ 1.87	\$ -	\$ 1.87
	70 City Clerk	\$ 2.81	\$ 0.01	\$ 2.80
71 Department of Elections	\$ 20.13	\$ 4.00	\$ 16.13	
<b>Judicial Agency</b>	60 36th District Court	\$ 32.60	\$ 14.58	\$ 18.03
<b>Non-Departmental</b>	35 Non-Departmental	\$ 183.96	\$ 1,184.04	\$ (1,000.08)
<b>Debt Service</b>	18 Debt Service & Legacy Pension	\$ 264.28	\$ 93.90	\$ 170.38
<b>Enterprise Agencies</b>	10 Airport Department	\$ -	\$ -	\$ -
	13 BSEED	\$ 4.01	\$ 2.48	\$ 1.54
	20 Department of Transportation	\$ -	\$ -	\$ -
	48 Water Department	\$ -	\$ -	\$ -
	49 Sewerage Department	\$ -	\$ -	\$ -
72 Public Library	\$ -	\$ -	\$ -	
<b>Total General City Agencies (Exec./Leg./Jud./Non-Dept.)</b>		<b>\$ 1,205.85</b>	<b>\$ 1,377.77</b>	<b>\$ (171.92)</b>
<b>Total Debt Service</b>		<b>\$ 264.28</b>	<b>\$ 93.90</b>	<b>\$ 170.38</b>
<b>Total Enterprise Agencies</b>		<b>\$ 4.01</b>	<b>\$ 2.48</b>	<b>\$ 1.54</b>
<b>Grand Total</b>		<b>\$ 1,474.15</b>	<b>\$ 1,474.15</b>	<b>\$ -</b>



# Appropriations & Revenues by Agency Category

City of Detroit  
FY 2024-2025 Adopted Budget

## General Fund



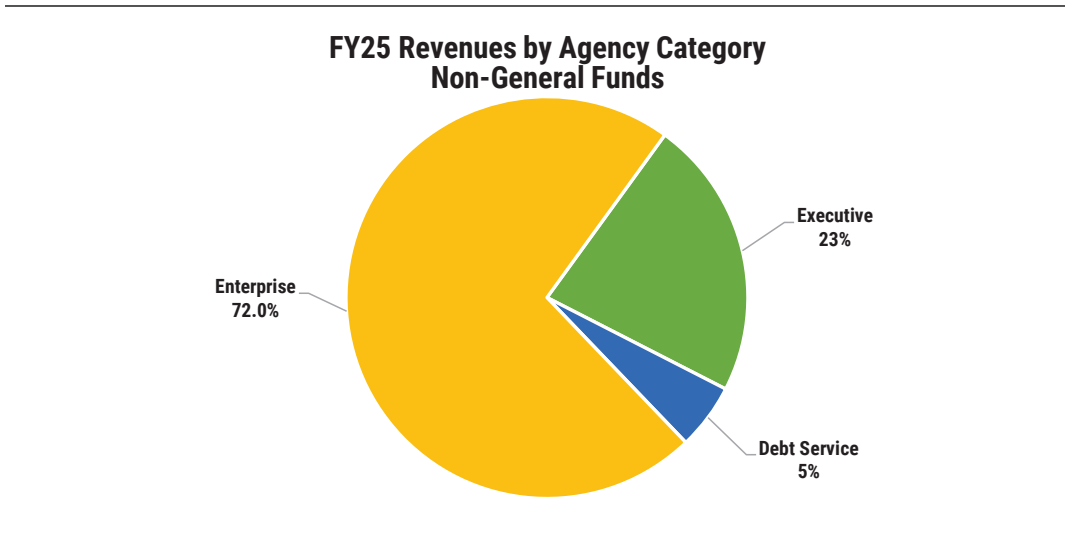
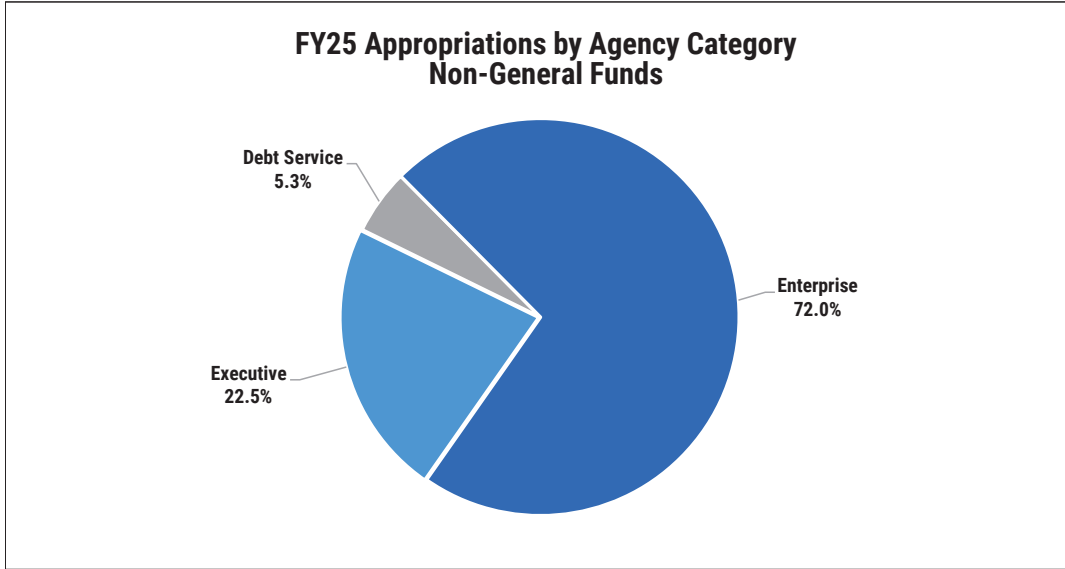
## Appropriations & Revenues by Agency

City of Detroit  
 FY 2024-2025 Adopted Budget  
 Non-General Funds (in millions)

Category	Department	Appropriations	Revenues	Net Tax Cost
<b>Executive Agencies</b>	16 Construction & Demolition Department	\$ -	\$ -	\$ -
	19 Department of Public Works	\$ 157.15	\$ 177.09	\$ (19.95)
	23 Office of the Chief Financial Officer	\$ -	\$ -	\$ -
	24 Fire Department	\$ 2.14	\$ 2.14	\$ -
	25 Health Department	\$ 31.60	\$ 31.60	\$ -
	28 Human Resources Department	\$ -	\$ -	\$ -
	29 Civil Rights, Inclusion, & Opportunity	\$ 3.12	\$ 3.12	\$ -
	31 Department of Innovation & Technology	\$ -	\$ -	\$ -
	32 Law Department	\$ -	\$ -	\$ -
	33 Mayor's Office	\$ 1.06	\$ 1.06	\$ -
	34 Municipal Parking Department	\$ -	\$ -	\$ -
	36 Housing & Revitalization Department	\$ 44.49	\$ 44.49	\$ -
	37 Police Department	\$ 17.41	\$ 17.41	\$ -
	38 Public Lighting Department	\$ 2.50	\$ 2.50	\$ -
	43 Planning & Development Department	\$ -	\$ -	\$ -
45 Department of Appeals & Hearings	\$ -	\$ -	\$ -	
47 General Services Department	\$ 21.00	\$ 1.05	\$ 19.95	
<b>Legislative Agencies</b>	50 Office of the Auditor General	\$ -	\$ -	\$ -
	51 Board of Zoning Appeals	\$ -	\$ -	\$ -
	52 City Council	\$ -	\$ -	\$ -
	53 Ombudsman	\$ 0.01	\$ 0.01	\$ -
	54 Office of the Inspector General	\$ -	\$ -	\$ -
	70 City Clerk	\$ -	\$ -	\$ -
71 Department of Elections	\$ -	\$ -	\$ -	
<b>Judicial Agency</b>	60 36th District Court	\$ -	\$ -	\$ -
<b>Non-Departmental</b>	35 Non-Departmental	\$ 3.32	\$ 3.32	\$ -
<b>Debt Service</b>	18 Debt Service & Legacy Pension	\$ 65.95	\$ 65.95	\$ -
<b>Enterprise Agencies</b>	10 Airport Department	\$ 4.45	\$ 4.45	\$ -
	13 BSEED	\$ 33.02	\$ 33.02	\$ -
	20 Department of Transportation	\$ 189.22	\$ 189.22	\$ -
	48 Water Department	\$ 244.74	\$ 244.74	\$ -
	49 Sewerage Department	\$ 387.94	\$ 387.94	\$ -
72 Public Library	\$ 38.85	\$ 38.85	\$ -	
<b>Total General City Agencies (Exec./Leg./Jud./Non-Dept.)</b>		<b>\$ 283.80</b>	<b>\$ 283.80</b>	<b>\$ -</b>
<b>Total Debt Service</b>		<b>\$ 65.95</b>	<b>\$ 65.95</b>	<b>\$ -</b>
<b>Total Enterprise Agencies</b>		<b>\$ 898.23</b>	<b>\$ 898.23</b>	<b>\$ -</b>
<b>Grand Total</b>		<b>\$ 1,247.98</b>	<b>\$ 1,247.98</b>	<b>\$ -</b>

# Appropriations & Revenues by Agency Category

City of Detroit  
FY 2024-2025 Adopted Budget  
Non-General Funds



## Appropriations & Revenues by Agency

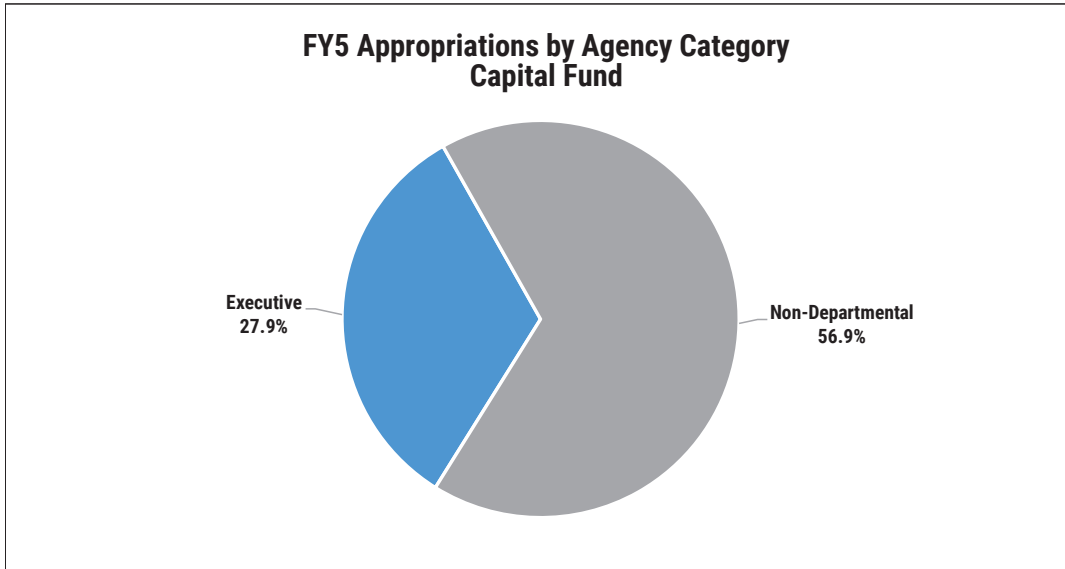
**City of Detroit  
FY2025 Adopted Budget  
Capital Fund (in millions)**

Category	Department	Appropriations	Revenues	Net Tax Cost
<b>Executive Agencies</b>	16 Construction & Demolition Department	\$ 2.00	\$ -	\$ 2.00
	19 Department of Public Works	\$ -	\$ -	\$ -
	23 Office of the Chief Financial Officer	\$ -	\$ -	\$ -
	24 Fire Department	\$ -	\$ -	\$ -
	25 Health Department	\$ -	\$ -	\$ -
	28 Human Resources Department	\$ -	\$ -	\$ -
	29 Civil Rights, Inclusion, & Opportunity	\$ -	\$ -	\$ -
	31 Department of Innovation & Technology	\$ -	\$ -	\$ -
	32 Law Department	\$ -	\$ -	\$ -
	33 Mayor's Office	\$ -	\$ -	\$ -
	34 Municipal Parking Department	\$ -	\$ -	\$ -
	36 Housing & Revitalization Department	\$ -	\$ -	\$ -
	37 Police Department	\$ -	\$ -	\$ -
	38 Public Lighting Department	\$ -	\$ -	\$ -
	43 Planning & Development Department	\$ -	\$ -	\$ -
45 Department of Appeals & Hearings	\$ -	\$ -	\$ -	
47 General Services Department	\$ 3.50	\$ -	\$ 3.50	
<b>Legislative Agencies</b>	50 Office of the Auditor General	\$ -	\$ -	\$ -
	51 Board of Zoning Appeals	\$ -	\$ -	\$ -
	52 City Council	\$ -	\$ -	\$ -
	53 Ombudsman	\$ -	\$ -	\$ -
	54 Office of the Inspector General	\$ -	\$ -	\$ -
	70 City Clerk	\$ -	\$ -	\$ -
71 Department of Elections	\$ -	\$ -	\$ -	
<b>Judicial Agency</b>	60 36th District Court	\$ 3.00	\$ -	\$ 3.00
<b>Non-Departmental</b>	35 Non-Departmental	\$ 11.20	\$ 19.70	\$ (8.50)
<b>Debt Service</b>	18 Debt Service & Legacy Pension	\$ -	\$ -	\$ -
<b>Enterprise Agencies</b>	10 Airport Department	\$ -	\$ -	\$ -
	13 BSEED	\$ -	\$ -	\$ -
	20 Department of Transportation	\$ -	\$ -	\$ -
	48 Water Department	\$ -	\$ -	\$ -
	49 Sewerage Department	\$ -	\$ -	\$ -
72 Public Library	\$ -	\$ -	\$ -	
<b>Total Capital City Agencies (Exec./Leg./Jud./Non-Dept.)</b>		<b>\$ 19.70</b>	<b>\$ 19.70</b>	<b>\$ -</b>
<b>Total Debt Service</b>		<b>\$ -</b>	<b>\$ -</b>	<b>\$ -</b>
<b>Total Enterprise Agencies</b>		<b>\$ -</b>	<b>\$ -</b>	<b>\$ -</b>
<b>Grand Total</b>		<b>\$ 19.70</b>	<b>\$ 19.70</b>	<b>\$ -</b>



# Appropriations & Revenues by Agency Category

City of Detroit  
FY 2024-2025 Adopted Budget  
Capital Fund



## Appropriations & Revenues by Agency

City of Detroit  
 FY 2024-2025 Adopted Budget  
 Blight Fund (in millions)

Category	Department	Appropriations	Revenues	Net Tax Cost
<b>Executive Agencies</b>	16 Construction & Demolition Department	\$ 15.10	\$ -	\$ 15.10
	19 Department of Public Works	\$ -	\$ -	\$ -
	23 Office of the Chief Financial Officer	\$ 1.86	\$ -	\$ 1.86
	24 Fire Department	\$ -	\$ -	\$ -
	25 Health Department	\$ -	\$ -	\$ -
	28 Human Resources Department	\$ -	\$ -	\$ -
	29 Civil Rights, Inclusion, & Opportunity	\$ -	\$ -	\$ -
	31 Department of Innovation & Technology	\$ -	\$ -	\$ -
	32 Law Department	\$ -	\$ -	\$ -
	33 Mayor's Office	\$ -	\$ -	\$ -
	34 Municipal Parking Department	\$ -	\$ -	\$ -
	36 Housing & Revitalization Department	\$ -	\$ -	\$ -
	37 Police Department	\$ -	\$ -	\$ -
	38 Public Lighting Department	\$ -	\$ -	\$ -
	43 Planning & Development Department	\$ -	\$ -	\$ -
45 Department of Appeals & Hearings	\$ -	\$ -	\$ -	
47 General Services Department	\$ 17.32	\$ -	\$ 17.32	
<b>Legislative Agencies</b>	50 Office of the Auditor General	\$ -	\$ -	\$ -
	51 Board of Zoning Appeals	\$ -	\$ -	\$ -
	52 City Council	\$ -	\$ -	\$ -
	53 Ombudsman	\$ -	\$ -	\$ -
	54 Office of the Inspector General	\$ -	\$ -	\$ -
	71 Department of Elections	\$ -	\$ -	\$ -
<b>Judicial Agency</b>	60 36th District Court	\$ -	\$ -	\$ -
<b>Non-Departmental</b>	35 Non-Departmental	\$ -	\$ 34.28	\$ (34.28)
<b>Debt Service</b>	18 Debt Service & Legacy Pension	\$ -	\$ -	\$ -
<b>Enterprise Agencies</b>	10 Airport Department	\$ -	\$ -	\$ -
	13 BSEED	\$ -	\$ -	\$ -
	20 Department of Transportation	\$ -	\$ -	\$ -
	48 Water Department	\$ -	\$ -	\$ -
	49 Sewerage Department	\$ -	\$ -	\$ -
	72 Public Library	\$ -	\$ -	\$ -
<b>Total General City Agencies (Exec./Leg./Jud./Non-Dept.)</b>		\$ 34.28	\$ 34.28	\$ -
<b>Total Debt Service</b>		\$ -	\$ -	\$ -
<b>Total Enterprise Agencies</b>		\$ -	\$ -	\$ -
<b>Grand Total</b>		\$ 34.28	\$ 34.28	\$ -

## Fund Types by Department - Appropriations

City of Detroit  
FY 2024-2025 Adopted Budget  
Appropriations (in millions)

Category	Department	General Fund	Non-General Funds	Capital Fund	Blight Fund	Total Funds
Executive Agencies	16 Construction & Demolition Department	\$ 14.79	\$ -	\$ 2.00	\$ 15.10	\$ 31.89
	19 Department of Public Works	\$ 3.05	\$ 157.15	\$ -	\$ -	\$ 160.19
	23 Office of the Chief Financial Officer	\$ 63.94	\$ -	\$ -	\$ 1.86	\$ 65.80
	24 Fire Department	\$ 165.41	\$ 2.14	\$ -	\$ -	\$ 167.55
	25 Health Department	\$ 11.81	\$ 31.60	\$ -	\$ -	\$ 43.41
	28 Human Resources Department	\$ 14.43	\$ -	\$ -	\$ -	\$ 14.43
	29 Civil Rights, Inclusion, & Opportunity	\$ 5.34	\$ 3.12	\$ -	\$ -	\$ 8.46
	31 Department of Innovation & Technology	\$ 61.06	\$ -	\$ -	\$ -	\$ 61.06
	32 Law Department	\$ 20.84	\$ -	\$ -	\$ -	\$ 20.84
	33 Mayor's Office	\$ 9.09	\$ 1.06	\$ -	\$ -	\$ 10.15
	34 Municipal Parking Department	\$ 10.24	\$ -	\$ -	\$ -	\$ 10.24
	36 Housing & Revitalization Department	\$ 35.90	\$ 44.49	\$ -	\$ -	\$ 80.38
	37 Police Department	\$ 424.44	\$ 17.41	\$ -	\$ -	\$ 441.85
	38 Public Lighting Department	\$ 17.57	\$ 2.50	\$ -	\$ -	\$ 20.07
	43 Planning & Development Department	\$ 5.26	\$ -	\$ -	\$ -	\$ 5.26
45 Department of Appeals & Hearings	\$ 1.77	\$ -	\$ -	\$ -	\$ 1.77	
47 General Services Department	\$ 74.97	\$ 21.00	\$ 3.50	\$ 17.32	\$ 116.79	
Legislative Agencies	50 Office of the Auditor General	\$ 5.28	\$ -	\$ -	\$ -	\$ 5.28
	51 Board of Zoning Appeals	\$ 0.64	\$ -	\$ -	\$ -	\$ 0.64
	52 City Council	\$ 17.01	\$ -	\$ -	\$ -	\$ 17.01
	53 Ombudsman	\$ 1.65	\$ 0.01	\$ -	\$ -	\$ 1.67
	54 Office of the Inspector General	\$ 1.87	\$ -	\$ -	\$ -	\$ 1.87
	70 City Clerk	\$ 2.81	\$ -	\$ -	\$ -	\$ 2.81
Judicial Agency	60 36th District Court	\$ 32.60	\$ -	\$ 3.00	\$ -	\$ 35.60
Non-Departmental	35 Non-Departmental	\$ 183.96	\$ 3.32	\$ 11.20	\$ -	\$ 198.48
Debt Service	18 Debt Service & Legacy Pension	\$ 264.28	\$ 65.95	\$ -	\$ -	\$ 330.24
Enterprise Agencies	10 Airport Department	\$ -	\$ 4.45	\$ -	\$ -	\$ 4.45
	13 BSEED	\$ 4.01	\$ 33.02	\$ -	\$ -	\$ 37.03
	20 Department of Transportation	\$ -	\$ 189.22	\$ -	\$ -	\$ 189.22
	48 Water Department	\$ -	\$ 244.74	\$ -	\$ -	\$ 244.74
	49 Sewerage Department	\$ -	\$ 387.94	\$ -	\$ -	\$ 387.94
	72 Public Library	\$ -	\$ 38.85	\$ -	\$ -	\$ 38.85
<b>Total General City Agencies (Exec./Leg./Jud./Non-Dept.)</b>		<b>\$ 1,205.85</b>	<b>\$ 283.80</b>	<b>\$ 19.70</b>	<b>\$ 34.28</b>	<b>\$ 1,543.63</b>
<b>Total Debt Service</b>		<b>\$ 264.28</b>	<b>\$ 65.95</b>	<b>\$ -</b>	<b>\$ -</b>	<b>\$ 330.24</b>
<b>Total Enterprise Agencies</b>		<b>\$ 4.01</b>	<b>\$ 898.23</b>	<b>\$ -</b>	<b>\$ -</b>	<b>\$ 902.25</b>
<b>Grand Total</b>		<b>\$ 1,474.15</b>	<b>\$ 1,247.98</b>	<b>\$ 19.70</b>	<b>\$ 34.28</b>	<b>\$ 2,776.11</b>

## Fund Types by Department - Revenues

**City of Detroit  
FY 2024-2025 Adopted Budget  
Revenues (in millions)**

Category	Department	General Fund	Non-General Funds	Capital Fund	Blight Fund	Total Funds
<b>Executive Agencies</b>	16 Construction & Demolition Department	\$ 2.87	\$ -	\$ -	\$ -	\$ 2.87
	19 Department of Public Works	\$ 5.24	\$ 177.09	\$ -	\$ -	\$ 182.33
	23 Office of the Chief Financial Officer	\$ 4.12	\$ -	\$ -	\$ -	\$ 4.12
	24 Fire Department	\$ 23.46	\$ 2.14	\$ -	\$ -	\$ 25.61
	25 Health Department	\$ 3.43	\$ 31.60	\$ -	\$ -	\$ 35.03
	28 Human Resources Department	\$ -	\$ -	\$ -	\$ -	\$ -
	29 Civil Rights, Inclusion, & Opportunity	\$ 0.39	\$ 3.12	\$ -	\$ -	\$ 3.51
	31 Department of Innovation & Technology	\$ -	\$ -	\$ -	\$ -	\$ -
	32 Law Department	\$ 1.70	\$ -	\$ -	\$ -	\$ 1.70
	33 Mayor's Office	\$ 0.10	\$ 1.06	\$ -	\$ -	\$ 1.16
	34 Municipal Parking Department	\$ 18.44	\$ -	\$ -	\$ -	\$ 18.44
	36 Housing & Revitalization Department	\$ 6.72	\$ 44.49	\$ -	\$ -	\$ 51.21
	37 Police Department	\$ 92.76	\$ 17.41	\$ -	\$ -	\$ 110.17
	38 Public Lighting Department	\$ 0.92	\$ 2.50	\$ -	\$ -	\$ 3.42
	43 Planning & Development Department	\$ -	\$ -	\$ -	\$ -	\$ -
45 Department of Appeals & Hearings	\$ 5.32	\$ -	\$ -	\$ -	\$ 5.32	
47 General Services Department	\$ 9.58	\$ 1.05	\$ -	\$ -	\$ 10.63	
<b>Legislative Agencies</b>	50 Office of the Auditor General	\$ -	\$ -	\$ -	\$ -	\$ -
	51 Board of Zoning Appeals	\$ 0.09	\$ -	\$ -	\$ -	\$ 0.09
	52 City Council	\$ 0.00	\$ -	\$ -	\$ -	\$ 0.00
	53 Ombudsman	\$ -	\$ 0.01	\$ -	\$ -	\$ 0.01
	54 Office of the Inspector General	\$ -	\$ -	\$ -	\$ -	\$ -
	70 City Clerk	\$ 0.01	\$ -	\$ -	\$ -	\$ 0.01
71 Department of Elections	\$ 4.00	\$ -	\$ -	\$ -	\$ 4.00	
<b>Judicial Agency</b>	60 36th District Court	\$ 14.58	\$ -	\$ -	\$ -	\$ 14.58
<b>Non-Departmental</b>	35 Non-Departmental	\$ 1,184.04	\$ 3.32	\$ 19.70	\$ 34.28	\$ 1,241.35
<b>Debt Service</b>	18 Debt Service & Legacy Pension	\$ 93.90	\$ 65.95	\$ -	\$ -	\$ 159.85
<b>Enterprise Agencies</b>	10 Airport Department	\$ -	\$ 4.45	\$ -	\$ -	\$ 4.45
	13 BSEED	\$ 2.48	\$ 33.02	\$ -	\$ -	\$ 35.50
	20 Department of Transportation	\$ -	\$ 189.22	\$ -	\$ -	\$ 189.22
	48 Water Department	\$ -	\$ 244.74	\$ -	\$ -	\$ 244.74
	49 Sewerage Department	\$ -	\$ 387.94	\$ -	\$ -	\$ 387.94
	72 Public Library	\$ -	\$ 38.85	\$ -	\$ -	\$ 38.85
<b>Total General City Agencies (Exec./Leg./Jud./Non-Dept.)</b>		\$ 1,377.77	\$ 283.80	\$ 19.70	\$ 34.28	\$ 1,715.55
<b>Total Debt Service</b>		\$ 93.90	\$ 65.95	\$ -	\$ -	\$ 159.85
<b>Total Enterprise Agencies</b>		\$ 2.48	\$ 898.23	\$ -	\$ -	\$ 900.71
<b>Grand Total</b>		\$ 1,474.15	\$ 1,247.98	\$ 19.70	\$ 34.28	\$ 2,776.11

## Proposed vs Adopted: General Fund

City of Detroit

FY2025 Mayor's Proposed vs Adopted Budgets  
Total Fund Expenditures (in millions)

Category	Department	FY2025					
		Mayor's Proposed	Errata	Schedule A	Schedule B	Other	Final Adopted
Executive Agencies	16 Construction & Demolition Department	\$ 29.89	\$ -	\$ -	\$ 2.00	\$ -	\$ 31.89
	19 Department of Public Works	\$ 160.19	\$ -	\$ -	\$ -	\$ -	\$ 160.19
	23 Office of the Chief Financial Officer	\$ 65.82	\$ -	\$ -	\$ (0.02)	\$ -	\$ 65.80
	24 Fire Department	\$ 166.77	\$ -	\$ -	\$ 0.78	\$ -	\$ 167.55
	25 Health Department	\$ 43.41	\$ -	\$ -	\$ -	\$ -	\$ 43.41
	28 Human Resources Department	\$ 14.43	\$ -	\$ -	\$ -	\$ -	\$ 14.43
	29 Civil Rights, Inclusion, & Opportunity	\$ 7.14	\$ -	\$ -	\$ 1.33	\$ -	\$ 8.46
	31 Department of Innovation & Technology	\$ 61.06	\$ -	\$ -	\$ -	\$ -	\$ 61.06
	32 Law Department	\$ 18.84	\$ -	\$ -	\$ 2.00	\$ -	\$ 20.84
	33 Mayor's Office	\$ 10.15	\$ -	\$ -	\$ -	\$ -	\$ 10.15
	34 Municipal Parking Department	\$ 10.24	\$ -	\$ -	\$ -	\$ -	\$ 10.24
	36 Housing & Revitalization Department	\$ 72.96	\$ -	\$ -	\$ 7.42	\$ -	\$ 80.38
	37 Police Department	\$ 441.68	\$ -	\$ -	\$ 0.18	\$ -	\$ 441.85
	38 Public Lighting Department	\$ 20.57	\$ -	\$ -	\$ (0.50)	\$ -	\$ 20.07
	43 Planning & Development Department	\$ 5.26	\$ -	\$ -	\$ -	\$ -	\$ 5.26
45 Department of Appeals & Hearings	\$ 1.77	\$ -	\$ -	\$ -	\$ -	\$ 1.77	
47 General Services Department	\$ 113.10	\$ -	\$ -	\$ 3.69	\$ -	\$ 116.79	
Legislative Agencies	50 Office of the Auditor General	\$ 5.03	\$ -	\$ -	\$ 0.25	\$ -	\$ 5.28
	51 Board of Zoning Appeals	\$ 0.62	\$ -	\$ -	\$ 0.01	\$ -	\$ 0.64
	52 City Council	\$ 15.54	\$ -	\$ -	\$ 1.48	\$ -	\$ 17.01
	53 Ombudsman	\$ 1.50	\$ -	\$ -	\$ 0.16	\$ -	\$ 1.67
	54 Office of the Inspector General	\$ 1.74	\$ -	\$ -	\$ 0.13	\$ -	\$ 1.87
	70 City Clerk	\$ 2.81	\$ -	\$ -	\$ -	\$ -	\$ 2.81
	71 Department of Elections	\$ 20.13	\$ -	\$ -	\$ -	\$ -	\$ 20.13
Judicial Agency	60 36th District Court	\$ 32.60	\$ -	\$ -	\$ 3.00	\$ -	\$ 35.60
Non-Departmental	35 Non-Departmental	\$ 205.28	\$ -	\$ -	\$ (6.80)	\$ -	\$ 198.48
Debt Service	18 Debt Service & Legacy Pension	\$ 332.34	\$ -	\$ -	\$ (2.10)	\$ -	\$ 330.24
Enterprise Agencies	10 Airport Department	\$ 4.45	\$ -	\$ -	\$ -	\$ -	\$ 4.45
	13 BSEED	\$ 37.03	\$ -	\$ -	\$ -	\$ -	\$ 37.03
	20 Department of Transportation	\$ 188.87	\$ -	\$ -	\$ 0.36	\$ -	\$ 189.22
	48 Water Department	\$ 244.74	\$ -	\$ -	\$ -	\$ -	\$ 244.74
	49 Sewerage Department	\$ 387.94	\$ -	\$ -	\$ -	\$ -	\$ 387.94
	72 Public Library	\$ 38.74	\$ 0.11	\$ -	\$ -	\$ -	\$ 38.85
<b>Total General City Agencies (Exec/Leg/Jud/Non-Dept)</b>		<b>\$ 1,528.53</b>	<b>\$ -</b>	<b>\$ -</b>	<b>\$ 15.10</b>	<b>\$ -</b>	<b>\$ 1,543.63</b>
<b>Total Debt Service</b>		<b>\$ 332.34</b>	<b>\$ -</b>	<b>\$ -</b>	<b>\$ (2.10)</b>	<b>\$ -</b>	<b>\$ 330.24</b>
<b>Total Enterprise Agencies</b>		<b>\$ 901.78</b>	<b>\$ 0.11</b>	<b>\$ -</b>	<b>\$ 0.36</b>	<b>\$ -</b>	<b>\$ 902.25</b>
<b>Grand Total</b>		<b>\$ 2,762.65</b>	<b>\$ 0.11</b>	<b>\$ -</b>	<b>\$ 13.36</b>	<b>\$ -</b>	<b>\$ 2,776.11</b>



## Proposed vs Adopted: General Fund

City of Detroit

FY2025 Mayor's Proposed vs Adopted Budgets  
General Fund Expenditures (in millions)

Category	Department	FY2025					Final Adopted
		Mayor's Proposed	Errata	Schedule A	Schedule B	Other	
Executive Agencies	16 Construction & Demolition Department	\$ 14.79	\$ -	\$ -	\$ -	\$ -	\$ 14.79
	19 Department of Public Works	\$ 3.05	\$ -	\$ -	\$ -	\$ -	\$ 3.05
	23 Office of the Chief Financial Officer	\$ 63.96	\$ -	\$ -	\$ (0.02)	\$ -	\$ 63.94
	24 Fire Department	\$ 164.63	\$ -	\$ -	\$ 0.78	\$ -	\$ 165.41
	25 Health Department	\$ 11.81	\$ -	\$ -	\$ -	\$ -	\$ 11.81
	28 Human Resources Department	\$ 14.43	\$ -	\$ -	\$ -	\$ -	\$ 14.43
	29 Civil Rights, Inclusion, & Opportunity	\$ 4.01	\$ -	\$ -	\$ 1.33	\$ -	\$ 5.34
	31 Department of Innovation & Technology	\$ 61.06	\$ -	\$ -	\$ -	\$ -	\$ 61.06
	32 Law Department	\$ 18.84	\$ -	\$ -	\$ 2.00	\$ -	\$ 20.84
	33 Mayor's Office	\$ 9.09	\$ -	\$ -	\$ -	\$ -	\$ 9.09
	34 Municipal Parking Department	\$ 10.24	\$ -	\$ -	\$ -	\$ -	\$ 10.24
	36 Housing & Revitalization Department	\$ 28.48	\$ -	\$ -	\$ 7.42	\$ -	\$ 35.90
	37 Police Department	\$ 424.26	\$ -	\$ -	\$ 0.18	\$ -	\$ 424.44
	38 Public Lighting Department	\$ 18.07	\$ -	\$ -	\$ (0.50)	\$ -	\$ 17.57
	43 Planning & Development Department	\$ 5.26	\$ -	\$ -	\$ -	\$ -	\$ 5.26
45 Department of Appeals & Hearings	\$ 1.77	\$ -	\$ -	\$ -	\$ -	\$ 1.77	
47 General Services Department	\$ 74.57	\$ -	\$ -	\$ 0.40	\$ -	\$ 74.97	
Legislative Agencies	50 Office of the Auditor General	\$ 5.03	\$ -	\$ -	\$ 0.25	\$ -	\$ 5.28
	51 Board of Zoning Appeals	\$ 0.62	\$ -	\$ -	\$ 0.01	\$ -	\$ 0.64
	52 City Council	\$ 15.54	\$ -	\$ -	\$ 1.48	\$ -	\$ 17.01
	53 Ombudsman	\$ 1.49	\$ -	\$ -	\$ 0.16	\$ -	\$ 1.65
	54 Office of the Inspector General	\$ 1.74	\$ -	\$ -	\$ 0.13	\$ -	\$ 1.87
	70 City Clerk	\$ 2.81	\$ -	\$ -	\$ -	\$ -	\$ 2.81
	71 Department of Elections	\$ 20.13	\$ -	\$ -	\$ -	\$ -	\$ 20.13
Judicial Agency	60 36th District Court	\$ 32.60	\$ -	\$ -	\$ -	\$ -	\$ 32.60
Non-Departmental	35 Non-Departmental	\$ 181.96	\$ -	\$ -	\$ 2.01	\$ -	\$ 183.96
Debt Service	18 Debt Service & Legacy Pension	\$ 266.39	\$ -	\$ -	\$ (2.10)	\$ -	\$ 264.28
Enterprise Agencies	10 Airport Department	\$ -	\$ -	\$ -	\$ -	\$ -	\$ -
	13 BSEED	\$ 4.01	\$ -	\$ -	\$ -	\$ -	\$ 4.01
	20 Department of Transportation	\$ -	\$ -	\$ -	\$ -	\$ -	\$ -
	48 Water Department	\$ -	\$ -	\$ -	\$ -	\$ -	\$ -
	49 Sewerage Department	\$ -	\$ -	\$ -	\$ -	\$ -	\$ -
	72 Public Library	\$ -	\$ -	\$ -	\$ -	\$ -	\$ -
<b>Total General City Agencies (Exec/Leg/Jud/Non-Dept)</b>		<b>\$ 1,190.23</b>	<b>\$ -</b>	<b>\$ -</b>	<b>\$ 15.62</b>	<b>\$ -</b>	<b>\$ 1,205.85</b>
<b>Total Debt Service</b>		<b>\$ 266.39</b>	<b>\$ -</b>	<b>\$ -</b>	<b>\$ (2.10)</b>	<b>\$ -</b>	<b>\$ 264.28</b>
<b>Total Enterprise Agencies</b>		<b>\$ 4.01</b>	<b>\$ -</b>	<b>\$ -</b>	<b>\$ -</b>	<b>\$ -</b>	<b>\$ 4.01</b>
<b>Grand Total</b>		<b>\$ 1,460.63</b>	<b>\$ -</b>	<b>\$ -</b>	<b>\$ 13.52</b>	<b>\$ -</b>	<b>\$ 1,474.15</b>

## Proposed vs Adopted: Non-General Funds

City of Detroit

**FY2025 Mayor's Proposed vs Adopted Budgets  
Non-General Fund Expenditures (in millions)**

Category	Department	FY2025					Final Adopted
		Mayor's Proposed	Errata	Schedule A	Schedule B	Other	
<b>Executive Agencies</b>	16 Construction & Demolition Department	\$ -	\$ -	\$ -	\$ -	\$ -	\$ -
	19 Department of Public Works	\$ 157.15	\$ -	\$ -	\$ -	\$ -	\$ 157.15
	23 Office of the Chief Financial Officer	\$ -	\$ -	\$ -	\$ -	\$ -	\$ -
	24 Fire Department	\$ 2.14	\$ -	\$ -	\$ -	\$ -	\$ 2.14
	25 Health Department	\$ 31.60	\$ -	\$ -	\$ -	\$ -	\$ 31.60
	28 Human Resources Department	\$ -	\$ -	\$ -	\$ -	\$ -	\$ -
	29 Civil Rights, Inclusion, & Opportunity	\$ 3.12	\$ -	\$ -	\$ -	\$ -	\$ 3.12
	31 Department of Innovation & Technology	\$ -	\$ -	\$ -	\$ -	\$ -	\$ -
	32 Law Department	\$ -	\$ -	\$ -	\$ -	\$ -	\$ -
	33 Mayor's Office	\$ 1.06	\$ -	\$ -	\$ -	\$ -	\$ 1.06
	34 Municipal Parking Department	\$ -	\$ -	\$ -	\$ -	\$ -	\$ -
	36 Housing & Revitalization Department	\$ 44.49	\$ -	\$ -	\$ -	\$ -	\$ 44.49
	37 Police Department	\$ 17.41	\$ -	\$ -	\$ -	\$ -	\$ 17.41
	38 Public Lighting Department	\$ 2.50	\$ -	\$ -	\$ -	\$ -	\$ 2.50
	43 Planning & Development Department	\$ -	\$ -	\$ -	\$ -	\$ -	\$ -
45 Department of Appeals & Hearings	\$ -	\$ -	\$ -	\$ -	\$ -	\$ -	
47 General Services Department	\$ 21.00	\$ -	\$ -	\$ -	\$ -	\$ 21.00	
<b>Legislative Agencies</b>	50 Office of the Auditor General	\$ -	\$ -	\$ -	\$ -	\$ -	\$ -
	51 Board of Zoning Appeals	\$ -	\$ -	\$ -	\$ -	\$ -	\$ -
	52 City Council	\$ -	\$ -	\$ -	\$ -	\$ -	\$ -
	53 Ombudsman	\$ 0.01	\$ -	\$ -	\$ -	\$ -	\$ 0.01
	54 Office of the Inspector General	\$ -	\$ -	\$ -	\$ -	\$ -	\$ -
	70 City Clerk	\$ -	\$ -	\$ -	\$ -	\$ -	\$ -
	71 Department of Elections	\$ -	\$ -	\$ -	\$ -	\$ -	\$ -
<b>Judicial Agency</b>	60 36th District Court	\$ -	\$ -	\$ -	\$ -	\$ -	\$ -
<b>Non-Departmental</b>	35 Non-Departmental	\$ 3.32	\$ -	\$ -	\$ -	\$ -	\$ 3.32
<b>Debt Service</b>	18 Debt Service & Legacy Pension	\$ 65.95	\$ -	\$ -	\$ -	\$ -	\$ 65.95
<b>Enterprise Agencies</b>	10 Airport Department	\$ 4.45	\$ -	\$ -	\$ -	\$ -	\$ 4.45
	13 BSEED	\$ 33.02	\$ -	\$ -	\$ -	\$ -	\$ 33.02
	20 Department of Transportation	\$ 188.87	\$ -	\$ -	\$ 0.36	\$ -	\$ 189.22
	48 Water Department	\$ 244.74	\$ -	\$ -	\$ -	\$ -	\$ 244.74
	49 Sewerage Department	\$ 387.94	\$ -	\$ -	\$ -	\$ -	\$ 387.94
	72 Public Library	\$ 38.74	\$ 0.11	\$ -	\$ -	\$ -	\$ 38.85
<b>Total General City Agencies (Exec/Leg/Jud/Non-Dept)</b>		<b>\$ 283.80</b>	<b>\$ -</b>	<b>\$ -</b>	<b>\$ -</b>	<b>\$ -</b>	<b>\$ 283.80</b>
<b>Total Debt Service</b>		<b>\$ 65.95</b>	<b>\$ -</b>	<b>\$ -</b>	<b>\$ -</b>	<b>\$ -</b>	<b>\$ 65.95</b>
<b>Total Enterprise Agencies</b>		<b>\$ 897.77</b>	<b>\$ 0.11</b>	<b>\$ -</b>	<b>\$ 0.36</b>	<b>\$ -</b>	<b>\$ 898.23</b>
<b>Grand Total</b>		<b>\$ 1,247.52</b>	<b>\$ 0.11</b>	<b>\$ -</b>	<b>\$ 0.36</b>	<b>\$ -</b>	<b>\$ 1,247.98</b>

## Proposed vs Adopted: Capital Fund

City of Detroit

FY2025 Mayor's Proposed vs Adopted Budgets  
Capital Fund Expenditures (in millions)

Category	Department	FY2025					
		Mayor's Proposed	Errata	Schedule A	Schedule B	Other	Final Adopted
Executive Agencies	16 Construction & Demolition Department	\$ -	\$ -	\$ -	\$ 2.00	\$ -	\$ 2.00
	19 Department of Public Works	\$ -	\$ -	\$ -	\$ -	\$ -	\$ -
	23 Office of the Chief Financial Officer	\$ -	\$ -	\$ -	\$ -	\$ -	\$ -
	24 Fire Department	\$ -	\$ -	\$ -	\$ -	\$ -	\$ -
	25 Health Department	\$ -	\$ -	\$ -	\$ -	\$ -	\$ -
	28 Human Resources Department	\$ -	\$ -	\$ -	\$ -	\$ -	\$ -
	29 Civil Rights, Inclusion, & Opportunity	\$ -	\$ -	\$ -	\$ -	\$ -	\$ -
	31 Department of Innovation & Technology	\$ -	\$ -	\$ -	\$ -	\$ -	\$ -
	32 Law Department	\$ -	\$ -	\$ -	\$ -	\$ -	\$ -
	33 Mayor's Office	\$ -	\$ -	\$ -	\$ -	\$ -	\$ -
	34 Municipal Parking Department	\$ -	\$ -	\$ -	\$ -	\$ -	\$ -
	36 Housing & Revitalization Department	\$ -	\$ -	\$ -	\$ -	\$ -	\$ -
	37 Police Department	\$ -	\$ -	\$ -	\$ -	\$ -	\$ -
	38 Public Lighting Department	\$ -	\$ -	\$ -	\$ -	\$ -	\$ -
	43 Planning & Development Department	\$ -	\$ -	\$ -	\$ -	\$ -	\$ -
45 Department of Appeals & Hearings	\$ -	\$ -	\$ -	\$ -	\$ -	\$ -	
47 General Services Department	\$ -	\$ -	\$ -	\$ 3.50	\$ -	\$ 3.50	
Legislative Agencies	50 Office of the Auditor General	\$ -	\$ -	\$ -	\$ -	\$ -	\$ -
	51 Board of Zoning Appeals	\$ -	\$ -	\$ -	\$ -	\$ -	\$ -
	52 City Council	\$ -	\$ -	\$ -	\$ -	\$ -	\$ -
	53 Ombudsman	\$ -	\$ -	\$ -	\$ -	\$ -	\$ -
	54 Office of the Inspector General	\$ -	\$ -	\$ -	\$ -	\$ -	\$ -
	70 City Clerk	\$ -	\$ -	\$ -	\$ -	\$ -	\$ -
	71 Department of Elections	\$ -	\$ -	\$ -	\$ -	\$ -	\$ -
Judicial Agency	60 36th District Court	\$ -	\$ -	\$ -	\$ 3.00	\$ -	\$ 3.00
Non-Departmental	35 Non-Departmental	\$ 20.00	\$ -	\$ -	\$ (8.80)	\$ -	\$ 11.20
Debt Service	18 Debt Service & Legacy Pension	\$ -	\$ -	\$ -	\$ -	\$ -	\$ -
Enterprise Agencies	10 Airport Department	\$ -	\$ -	\$ -	\$ -	\$ -	\$ -
	13 BSEED	\$ -	\$ -	\$ -	\$ -	\$ -	\$ -
	20 Department of Transportation	\$ -	\$ -	\$ -	\$ -	\$ -	\$ -
	48 Water Department	\$ -	\$ -	\$ -	\$ -	\$ -	\$ -
	49 Sewerage Department	\$ -	\$ -	\$ -	\$ -	\$ -	\$ -
	72 Public Library	\$ -	\$ -	\$ -	\$ -	\$ -	\$ -
<b>Total General City Agencies (Exec/Leg/Jud/Non-Dept)</b>		<b>\$ 20.00</b>	<b>\$ -</b>	<b>\$ -</b>	<b>\$ (0.30)</b>	<b>\$ -</b>	<b>\$ 19.70</b>
<b>Total Debt Service</b>		<b>\$ -</b>	<b>\$ -</b>	<b>\$ -</b>	<b>\$ -</b>	<b>\$ -</b>	<b>\$ -</b>
<b>Total Enterprise Agencies</b>		<b>\$ -</b>	<b>\$ -</b>	<b>\$ -</b>	<b>\$ -</b>	<b>\$ -</b>	<b>\$ -</b>
<b>Grand Total</b>		<b>\$ 20.00</b>	<b>\$ -</b>	<b>\$ -</b>	<b>\$ (0.30)</b>	<b>\$ -</b>	<b>\$ 19.70</b>

## Proposed vs Adopted: Blight Fund

City of Detroit

**FY2025 Mayor's Proposed vs Adopted Budgets  
Blight Fund Expenditures (in millions)**

Category	Department	FY2025					Final Adopted
		Mayor's Proposed	Errata	Schedule A	Schedule B	Other	
<b>Executive Agencies</b>	16 Construction & Demolition Department	\$ 15.10	\$ -	\$ -	\$ -	\$ -	\$ 15.10
	19 Department of Public Works	\$ -	\$ -	\$ -	\$ -	\$ -	\$ -
	23 Office of the Chief Financial Officer	\$ 1.86	\$ -	\$ -	\$ -	\$ -	\$ 1.86
	24 Fire Department	\$ -	\$ -	\$ -	\$ -	\$ -	\$ -
	25 Health Department	\$ -	\$ -	\$ -	\$ -	\$ -	\$ -
	28 Human Resources Department	\$ -	\$ -	\$ -	\$ -	\$ -	\$ -
	29 Civil Rights, Inclusion, & Opportunity	\$ -	\$ -	\$ -	\$ -	\$ -	\$ -
	31 Department of Innovation & Technology	\$ -	\$ -	\$ -	\$ -	\$ -	\$ -
	32 Law Department	\$ -	\$ -	\$ -	\$ -	\$ -	\$ -
	33 Mayor's Office	\$ -	\$ -	\$ -	\$ -	\$ -	\$ -
	34 Municipal Parking Department	\$ -	\$ -	\$ -	\$ -	\$ -	\$ -
	36 Housing & Revitalization Department	\$ -	\$ -	\$ -	\$ -	\$ -	\$ -
	37 Police Department	\$ -	\$ -	\$ -	\$ -	\$ -	\$ -
	38 Public Lighting Department	\$ -	\$ -	\$ -	\$ -	\$ -	\$ -
	43 Planning & Development Department	\$ -	\$ -	\$ -	\$ -	\$ -	\$ -
45 Department of Appeals & Hearings	\$ -	\$ -	\$ -	\$ -	\$ -	\$ -	
47 General Services Department	\$ 17.53	\$ -	\$ -	\$ (0.22)	\$ -	\$ 17.32	
<b>Legislative Agencies</b>	50 Office of the Auditor General	\$ -	\$ -	\$ -	\$ -	\$ -	\$ -
	51 Board of Zoning Appeals	\$ -	\$ -	\$ -	\$ -	\$ -	\$ -
	52 City Council	\$ -	\$ -	\$ -	\$ -	\$ -	\$ -
	53 Ombudsman	\$ -	\$ -	\$ -	\$ -	\$ -	\$ -
	54 Office of the Inspector General	\$ -	\$ -	\$ -	\$ -	\$ -	\$ -
	70 City Clerk	\$ -	\$ -	\$ -	\$ -	\$ -	\$ -
	71 Department of Elections	\$ -	\$ -	\$ -	\$ -	\$ -	\$ -
<b>Judicial Agency</b>	60 36th District Court	\$ -	\$ -	\$ -	\$ -	\$ -	\$ -
<b>Non-Departmental</b>	35 Non-Departmental	\$ -	\$ -	\$ -	\$ -	\$ -	\$ -
<b>Debt Service</b>	18 Debt Service & Legacy Pension	\$ -	\$ -	\$ -	\$ -	\$ -	\$ -
<b>Enterprise Agencies</b>	10 Airport Department	\$ -	\$ -	\$ -	\$ -	\$ -	\$ -
	13 BSEED	\$ -	\$ -	\$ -	\$ -	\$ -	\$ -
	20 Department of Transportation	\$ -	\$ -	\$ -	\$ -	\$ -	\$ -
	48 Water Department	\$ -	\$ -	\$ -	\$ -	\$ -	\$ -
	49 Sewerage Department	\$ -	\$ -	\$ -	\$ -	\$ -	\$ -
	72 Public Library	\$ -	\$ -	\$ -	\$ -	\$ -	\$ -
<b>Total General City Agencies (Exec/Leg/Jud/Non-Dept)</b>		\$ 34.50	\$ -	\$ -	\$ (0.22)	\$ -	\$ 34.28
<b>Total Debt Service</b>		\$ -	\$ -	\$ -	\$ -	\$ -	\$ -
<b>Total Enterprise Agencies</b>		\$ -	\$ -	\$ -	\$ -	\$ -	\$ -
<b>Grand Total</b>		\$ 34.50	\$ -	\$ -	\$ (0.22)	\$ -	\$ 34.28

## Appropriations by Agency & Major Classification

### City of Detroit FY 2024-2025 Adopted Budget All Funds

Category	Department	Salaries & Wages	Employee Benefits	Professional & Contractual Services	Operating Supplies	Operating Services	Equipment Acquisition	Capital Outlays	Fixed Charges	Other Expenses	Total
Executive Agencies	16 Construction & Demolition Dept	\$ 5,423,941	\$ 1,486,111	\$ 7,990,802	\$ 14,228,717	\$ 280,493	\$ 2,030,000	\$ -	\$ -	\$ 452,000	\$ 31,892,064
	19 Department of Public Works	\$ 26,057,610	\$ 7,809,901	\$ 43,545,140	\$ 19,187,176	\$ 22,332,399	\$ 2,986,000	\$ 24,007,439	\$ 13,615,549	\$ 651,600	\$ 160,192,814
	23 Office of the Chief Financial Officer	\$ 36,220,013	\$ 11,012,510	\$ 15,315,789	\$ 998,822	\$ 1,408,744	\$ -	\$ -	\$ -	\$ 840,000	\$ 65,795,878
	24 Fire Department	\$ 116,929,654	\$ 31,746,852	\$ 12,739,892	\$ 4,820,515	\$ 386,696	\$ 2,400	\$ -	\$ -	\$ 921,413	\$ 167,547,422
	25 Health Department	\$ 15,653,308	\$ 4,671,725	\$ 21,044,668	\$ 579,295	\$ 1,181,574	\$ 101,500	\$ -	\$ -	\$ 182,000	\$ 43,414,070
	28 Human Resources Department	\$ 8,724,849	\$ 2,744,205	\$ 883,723	\$ 210,950	\$ 1,250,493	\$ -	\$ -	\$ -	\$ 616,025	\$ 14,430,245
	29 Civil Rights, Inclusion, & Opportunity	\$ 3,128,307	\$ 978,460	\$ 1,049,121	\$ 1,116,077	\$ 863,580	\$ -	\$ -	\$ -	\$ 1,326,773	\$ 8,462,318
	31 Dept of Innovation & Technology	\$ 14,466,788	\$ 4,519,798	\$ 3,618,010	\$ 26,181,576	\$ 10,548,654	\$ 1,648,000	\$ -	\$ -	\$ 75,000	\$ 61,057,826
	32 Law Department	\$ 11,411,629	\$ 3,626,613	\$ 1,886,983	\$ 632,446	\$ 1,265,739	\$ -	\$ -	\$ -	\$ 2,020,000	\$ 20,843,410
	33 Mayor's Office	\$ 7,008,685	\$ 2,156,904	\$ -	\$ 279,480	\$ 204,205	\$ 339,380	\$ -	\$ -	\$ 161,722	\$ 10,150,376
	34 Municipal Parking Department	\$ 4,023,363	\$ 1,200,618	\$ 4,552,053	\$ 112,149	\$ 332,826	\$ -	\$ -	\$ -	\$ 18,910	\$ 10,239,919
	36 Housing & Revitalization Department	\$ 12,741,457	\$ 3,807,514	\$ 20,370,602	\$ 65,000	\$ 2,245,990	\$ 76,481	\$ -	\$ 4,220,388	\$ 36,856,431	\$ 80,383,863
	37 Police Department	\$ 323,212,132	\$ 85,663,505	\$ 3,618,771	\$ 7,126,152	\$ 17,451,336	\$ 1,249,527	\$ 320,388	\$ -	\$ 3,208,908	\$ 441,850,719
	38 Public Lighting Department	\$ 47,560	\$ 15,113	\$ 2,265,000	\$ 1,621,000	\$ 6,213,124	\$ -	\$ -	\$ -	\$ 9,903,263	\$ 20,065,060
	43 Planning & Development Department	\$ 3,828,332	\$ 1,216,646	\$ 35,000	\$ 52,174	\$ 95,042	\$ -	\$ -	\$ -	\$ 30,000	\$ 5,257,194
45 Department of Appeals & Hearings	\$ 1,206,810	\$ 383,522	\$ 2,931	\$ 110,032	\$ 40,527	\$ 24,000	\$ -	\$ -	\$ 2,375	\$ 1,770,197	
47 General Services Department	\$ 33,078,760	\$ 8,440,079	\$ 54,815,502	\$ 11,863,825	\$ 4,802,366	\$ 3,500,000	\$ -	\$ -	\$ 285,715	\$ 116,786,247	
Legislative Agencies	50 Office of the Auditor General	\$ 2,141,246	\$ 672,770	\$ 2,152,000	\$ 105,670	\$ 154,080	\$ 1,500	\$ -	\$ -	\$ 48,014	\$ 5,275,280
	51 Board of Zoning Appeals	\$ 339,644	\$ 107,932	\$ 154,000	\$ 16,439	\$ 17,325	\$ -	\$ -	\$ -	\$ 1,500	\$ 636,840
	52 City Council	\$ 11,381,641	\$ 2,336,154	\$ 817,354	\$ 348,819	\$ 994,749	\$ -	\$ -	\$ -	\$ 1,134,091	\$ 17,012,808
	53 Ombudsman	\$ 1,116,305	\$ 354,760	\$ 30,000	\$ 40,854	\$ 116,176	\$ -	\$ -	\$ -	\$ 8,500	\$ 1,666,595
	54 Office of the Inspector General	\$ 1,154,057	\$ 366,764	\$ 102,500	\$ 55,635	\$ 169,678	\$ -	\$ -	\$ -	\$ 25,000	\$ 1,873,634
	70 City Clerk	\$ 1,690,638	\$ 426,399	\$ 80,100	\$ 16,599	\$ 588,107	\$ -	\$ -	\$ -	\$ 9,400	\$ 2,811,243
	71 Department of Elections	\$ 6,889,948	\$ 1,535,536	\$ 8,788,204	\$ 212,932	\$ 2,699,672	\$ -	\$ -	\$ -	\$ -	\$ 20,126,292
Judicial Agency	60 36th District Court	\$ 19,022,258	\$ 7,493,297	\$ 2,670,220	\$ 1,171,347	\$ 2,177,500	\$ 3,000,000	\$ -	\$ -	\$ 70,000	\$ 35,604,622
Non-Departmental	35 Non-Departmental	\$ 9,520,599	\$ 2,527,412	\$ 1,259,193	\$ 1,838,483	\$ 43,167,426	\$ 11,320,635	\$ -	\$ -	\$ 128,850,314	\$ 198,484,062
Debt Service	18 Debt Service & Legacy Pension	\$ -	\$ 152,100,000	\$ -	\$ -	\$ -	\$ -	\$ -	\$ 149,336,537	\$ 28,800,000	\$ 330,236,537
Enterprise Agencies	10 Airport Department	\$ 896,807	\$ 248,811	\$ 1,387,990	\$ 70,500	\$ 1,830,202	\$ -	\$ -	\$ 17,298	\$ -	\$ 4,451,608
	13 BSEED	\$ 22,859,630	\$ 6,990,858	\$ 50,500	\$ 2,026,804	\$ 4,681,019	\$ 57,709	\$ -	\$ -	\$ 367,505	\$ 37,034,025
	20 Department of Transportation	\$ 59,640,201	\$ 48,815,014	\$ 15,852,034	\$ 12,803,745	\$ 29,302,695	\$ 150,000	\$ -	\$ 1,363,410	\$ 21,295,056	\$ 189,222,155
	48 Water Department	\$ 20,056,345	\$ 6,570,541	\$ 108,552,714	\$ 4,970,500	\$ 5,075,300	\$ 3,425,100	\$ 2,875,000	\$ 8,891,188	\$ 84,327,512	\$ 244,744,200
	49 Sewerage Department	\$ 23,397,900	\$ 7,690,500	\$ 48,446,200	\$ 6,715,200	\$ 5,871,300	\$ 4,543,000	\$ 2,875,000	\$ 3,935,100	\$ 284,468,700	\$ 387,942,900
72 Public Library	\$ 17,644,634	\$ 5,678,900	\$ 1,640,711	\$ 1,845,662	\$ 8,139,268	\$ 2,672,000	\$ -	\$ 900,754	\$ 328,231	\$ 38,850,160	
<b>Total General City Agencies (Exec./Leg./Jud./Non-Dept.)</b>		<b>\$ 676,419,534</b>	<b>\$ 187,301,100</b>	<b>\$ 209,787,558</b>	<b>\$ 92,992,164</b>	<b>\$ 120,988,501</b>	<b>\$ 26,279,423</b>	<b>\$ 24,327,827</b>	<b>\$ 17,835,937</b>	<b>\$ 187,698,954</b>	<b>\$ 1,543,630,998</b>
<b>Total Debt Service</b>		<b>\$ -</b>	<b>\$ 152,100,000</b>	<b>\$ -</b>	<b>\$ -</b>	<b>\$ -</b>	<b>\$ -</b>	<b>\$ -</b>	<b>\$ 149,336,537</b>	<b>\$ 28,800,000</b>	<b>\$ 330,236,537</b>
<b>Total Enterprise Agencies</b>		<b>\$ 144,495,517</b>	<b>\$ 75,994,624</b>	<b>\$ 175,930,149</b>	<b>\$ 28,432,411</b>	<b>\$ 54,899,784</b>	<b>\$ 10,847,809</b>	<b>\$ 5,750,000</b>	<b>\$ 15,107,750</b>	<b>\$ 390,787,004</b>	<b>\$ 902,245,048</b>
<b>Grand Total</b>		<b>\$ 820,915,051</b>	<b>\$ 415,395,724</b>	<b>\$ 385,717,707</b>	<b>\$ 121,424,575</b>	<b>\$ 175,888,285</b>	<b>\$ 37,127,232</b>	<b>\$ 30,077,827</b>	<b>\$ 182,280,224</b>	<b>\$ 607,285,958</b>	<b>\$ 2,776,112,583</b>



## Appropriations by Agency & Major Classification

### City of Detroit FY 2024-2025 Adopted Budget General Fund

Category	Department	Salaries & Wages	Employee Benefits	Professional & Contractual Services	Operating Supplies	Operating Services	Equipment Acquisition	Capital Outlays	Fixed Charges	Other Expenses	Total
Executive Agencies	16 Construction & Demolition Dept	\$ 3,948,671	\$ 1,192,162	\$ 5,959,136	\$ 3,639,348	\$ 11,004	\$ -	\$ -	\$ -	\$ 40,000	\$ 14,790,321
	19 Department of Public Works	\$ 1,979,249	\$ 556,641	\$ 100,000	\$ 320,200	\$ 56,500	\$ -	\$ -	\$ -	\$ 32,800	\$ 3,045,390
	23 Office of the Chief Financial Officer	\$ 34,756,844	\$ 10,615,365	\$ 15,315,789	\$ 998,822	\$ 1,408,744	\$ -	\$ -	\$ -	\$ 840,000	\$ 63,935,564
	24 Fire Department	\$ 116,929,654	\$ 31,746,852	\$ 12,739,892	\$ 2,678,515	\$ 386,696	\$ 2,400	\$ -	\$ -	\$ 921,413	\$ 165,405,422
	25 Health Department	\$ 7,470,812	\$ 2,219,138	\$ 1,336,586	\$ 352,164	\$ 221,829	\$ 91,500	\$ -	\$ -	\$ 122,000	\$ 11,814,029
	28 Human Resources Department	\$ 8,724,849	\$ 2,744,205	\$ 883,723	\$ 210,950	\$ 1,250,493	\$ -	\$ -	\$ -	\$ 616,025	\$ 14,430,245
	29 Civil Rights, Inclusion, & Opportunity	\$ 2,301,315	\$ 715,641	\$ 1,023,285	\$ 1,096,077	\$ 78,000	\$ -	\$ -	\$ -	\$ 127,000	\$ 5,341,318
	31 Dept of Innovation & Technology	\$ 14,466,788	\$ 4,519,798	\$ 3,618,010	\$ 26,181,576	\$ 10,548,654	\$ 1,648,000	\$ -	\$ -	\$ 75,000	\$ 61,057,826
	32 Law Department	\$ 11,411,629	\$ 3,626,613	\$ 1,886,983	\$ 632,446	\$ 1,265,739	\$ -	\$ -	\$ -	\$ 2,020,000	\$ 20,843,410
	33 Mayor's Office	\$ 6,607,676	\$ 2,053,592	\$ -	\$ 125,589	\$ 164,205	\$ -	\$ -	\$ -	\$ 137,307	\$ 9,088,369
	34 Municipal Parking Department	\$ 4,023,363	\$ 1,200,618	\$ 4,552,053	\$ 112,149	\$ 332,826	\$ -	\$ -	\$ -	\$ 18,910	\$ 10,239,919
	36 Housing & Revitalization Department	\$ 5,940,867	\$ 1,686,994	\$ 17,506,802	\$ 59,000	\$ 2,094,173	\$ 37,593	\$ -	\$ -	\$ 8,570,789	\$ 35,896,218
	37 Police Department	\$ 314,053,316	\$ 83,264,889	\$ 3,513,740	\$ 6,797,050	\$ 13,810,253	\$ -	\$ 320,388	\$ -	\$ 2,679,784	\$ 424,439,420
	38 Public Lighting Department	\$ 47,560	\$ 15,113	\$ 1,385,000	\$ 1,000	\$ 6,213,124	\$ -	\$ -	\$ -	\$ 9,903,263	\$ 17,565,060
	43 Planning & Development Department	\$ 3,828,332	\$ 1,216,646	\$ 35,000	\$ 52,174	\$ 95,042	\$ -	\$ -	\$ -	\$ 30,000	\$ 5,257,194
45 Department of Appeals & Hearings	\$ 1,206,810	\$ 383,522	\$ 2,931	\$ 110,032	\$ 40,527	\$ 24,000	\$ -	\$ -	\$ 2,375	\$ 1,770,197	
47 General Services Department	\$ 22,947,856	\$ 5,937,616	\$ 33,324,354	\$ 8,439,650	\$ 4,035,666	\$ -	\$ -	\$ -	\$ 285,715	\$ 74,970,857	
Legislative Agencies	50 Office of the Auditor General	\$ 2,141,246	\$ 672,770	\$ 2,152,000	\$ 105,670	\$ 154,080	\$ 1,500	\$ -	\$ -	\$ 48,014	\$ 5,275,280
	51 Board of Zoning Appeals	\$ 339,644	\$ 107,932	\$ 154,000	\$ 16,439	\$ 17,325	\$ -	\$ -	\$ -	\$ 1,500	\$ 636,840
	52 City Council	\$ 11,381,641	\$ 2,336,154	\$ 817,354	\$ 348,819	\$ 994,749	\$ -	\$ -	\$ -	\$ 1,134,091	\$ 17,012,808
	53 Ombudsman	\$ 1,116,305	\$ 354,760	\$ 30,000	\$ 40,854	\$ 104,176	\$ -	\$ -	\$ -	\$ 8,500	\$ 1,654,595
	54 Office of the Inspector General	\$ 1,154,057	\$ 366,764	\$ 102,500	\$ 55,635	\$ 169,678	\$ -	\$ -	\$ -	\$ 25,000	\$ 1,873,634
	70 City Clerk	\$ 1,690,638	\$ 426,399	\$ 80,100	\$ 16,599	\$ 588,107	\$ -	\$ -	\$ -	\$ 9,400	\$ 2,811,243
	71 Department of Elections	\$ 6,889,948	\$ 1,535,536	\$ 8,788,204	\$ 212,932	\$ 2,699,672	\$ -	\$ -	\$ -	\$ -	\$ 20,126,292
Judicial Agency	60 36th District Court	\$ 19,022,258	\$ 7,493,297	\$ 2,670,220	\$ 1,171,347	\$ 2,177,500	\$ -	\$ -	\$ -	\$ 70,000	\$ 32,604,622
Non-Departmental	35 Non-Departmental	\$ 7,941,302	\$ 2,088,001	\$ 1,259,193	\$ 588,942	\$ 43,146,386	\$ 88,383	\$ -	\$ -	\$ 128,850,314	\$ 183,962,521
Debt Service	18 Debt Service & Legacy Pension	\$ -	\$ 152,100,000	\$ -	\$ -	\$ -	\$ -	\$ -	\$ 83,383,894	\$ 28,800,000	\$ 264,283,894
Enterprise Agencies	10 Airport Department	\$ -	\$ -	\$ -	\$ -	\$ -	\$ -	\$ -	\$ -	\$ -	\$ -
	13 BSEED	\$ 2,968,337	\$ 906,684	\$ -	\$ 82,565	\$ 54,046	\$ -	\$ -	\$ -	\$ 2,700	\$ 4,014,332
	20 Department of Transportation	\$ -	\$ -	\$ -	\$ -	\$ -	\$ -	\$ -	\$ -	\$ -	\$ -
	48 Water Department	\$ -	\$ -	\$ -	\$ -	\$ -	\$ -	\$ -	\$ -	\$ -	\$ -
	49 Sewerage Department	\$ -	\$ -	\$ -	\$ -	\$ -	\$ -	\$ -	\$ -	\$ -	\$ -
	72 Public Library	\$ -	\$ -	\$ -	\$ -	\$ -	\$ -	\$ -	\$ -	\$ -	\$ -
<b>Total General City Agencies (Exec./Leg./Jud./Non-Dept.)</b>		<b>\$ 612,322,630</b>	<b>\$ 169,077,018</b>	<b>\$ 119,236,855</b>	<b>\$ 54,363,979</b>	<b>\$ 92,065,148</b>	<b>\$ 1,893,376</b>	<b>\$ 320,388</b>	<b>\$ -</b>	<b>\$ 156,569,200</b>	<b>\$ 1,205,848,594</b>
<b>Total Debt Service</b>		<b>\$ -</b>	<b>\$ 152,100,000</b>	<b>\$ -</b>	<b>\$ -</b>	<b>\$ -</b>	<b>\$ -</b>	<b>\$ -</b>	<b>\$ 83,383,894</b>	<b>\$ 28,800,000</b>	<b>\$ 264,283,894</b>
<b>Total Enterprise Agencies</b>		<b>\$ 2,968,337</b>	<b>\$ 906,684</b>	<b>\$ -</b>	<b>\$ 82,565</b>	<b>\$ 54,046</b>	<b>\$ -</b>	<b>\$ -</b>	<b>\$ -</b>	<b>\$ 2,700</b>	<b>\$ 4,014,332</b>
<b>Grand Total</b>		<b>\$ 615,290,967</b>	<b>\$ 322,083,702</b>	<b>\$ 119,236,855</b>	<b>\$ 54,446,544</b>	<b>\$ 92,119,194</b>	<b>\$ 1,893,376</b>	<b>\$ 320,388</b>	<b>\$ 83,383,894</b>	<b>\$ 185,371,900</b>	<b>\$ 1,474,146,820</b>

## Appropriations by Agency & Major Classification

### City of Detroit 2024-2025 Adopted Budget Non-General Funds

Category	Department	Salaries & Wages	Employee Benefits	Professional & Contractual Services	Operating Supplies	Operating Services	Equipment Acquisition	Capital Outlays	Fixed Charges	Other Expenses	Total	
Executive Agencies	16 Construction & Demolition Dept	\$ -	\$ -	\$ -	\$ -	\$ -	\$ -	\$ -	\$ -	\$ -	\$ -	
	19 Department of Public Works	\$ 24,078,361	\$ 7,253,260	\$ 43,445,140	\$ 18,866,976	\$ 22,275,899	\$ 2,986,000	\$ 24,007,439	\$ 13,615,549	\$ 618,800	\$ 157,147,424	
	23 Office of the Chief Financial Officer	\$ -	\$ -	\$ -	\$ -	\$ -	\$ -	\$ -	\$ -	\$ -	\$ -	
	24 Fire Department	\$ -	\$ -	\$ -	\$ 2,142,000	\$ -	\$ -	\$ -	\$ -	\$ -	\$ 2,142,000	
	25 Health Department	\$ 8,182,496	\$ 2,452,587	\$ 19,708,082	\$ 227,131	\$ 959,745	\$ 10,000	\$ -	\$ -	\$ -	\$ 60,000	\$ 31,600,041
	28 Human Resources Department	\$ -	\$ -	\$ -	\$ -	\$ -	\$ -	\$ -	\$ -	\$ -	\$ -	\$ -
	29 Civil Rights, Inclusion, & Opportunity	\$ 826,992	\$ 262,819	\$ 25,836	\$ 20,000	\$ 785,580	\$ -	\$ -	\$ -	\$ -	\$ 1,199,773	\$ 3,121,000
	31 Dept of Innovation & Technology	\$ -	\$ -	\$ -	\$ -	\$ -	\$ -	\$ -	\$ -	\$ -	\$ -	\$ -
	32 Law Department	\$ -	\$ -	\$ -	\$ -	\$ -	\$ -	\$ -	\$ -	\$ -	\$ -	\$ -
	33 Mayor's Office	\$ 401,009	\$ 103,312	\$ -	\$ 153,891	\$ 40,000	\$ 339,380	\$ -	\$ -	\$ -	\$ 24,415	\$ 1,062,007
	34 Municipal Parking Department	\$ -	\$ -	\$ -	\$ -	\$ -	\$ -	\$ -	\$ -	\$ -	\$ -	\$ -
	36 Housing & Revitalization Department	\$ 6,800,590	\$ 2,120,520	\$ 2,863,800	\$ 6,000	\$ 151,817	\$ 38,888	\$ -	\$ 4,220,388	\$ -	\$ 28,285,642	\$ 44,487,645
	37 Police Department	\$ 9,158,816	\$ 2,398,616	\$ 105,031	\$ 329,102	\$ 3,641,083	\$ 1,249,527	\$ -	\$ -	\$ -	\$ 529,124	\$ 17,411,299
	38 Public Lighting Department	\$ -	\$ -	\$ 880,000	\$ 1,620,000	\$ -	\$ -	\$ -	\$ -	\$ -	\$ -	\$ 2,500,000
	43 Planning & Development Department	\$ -	\$ -	\$ -	\$ -	\$ -	\$ -	\$ -	\$ -	\$ -	\$ -	\$ -
45 Department of Appeals & Hearings	\$ -	\$ -	\$ -	\$ -	\$ -	\$ -	\$ -	\$ -	\$ -	\$ -	\$ -	
47 General Services Department	\$ 6,462,561	\$ 2,007,790	\$ 8,601,400	\$ 3,157,675	\$ 766,700	\$ -	\$ -	\$ -	\$ -	\$ -	\$ 20,996,126	
Legislative Agencies	50 Office of the Auditor General	\$ -	\$ -	\$ -	\$ -	\$ -	\$ -	\$ -	\$ -	\$ -	\$ -	
	51 Board of Zoning Appeals	\$ -	\$ -	\$ -	\$ -	\$ -	\$ -	\$ -	\$ -	\$ -	\$ -	
	52 City Council	\$ -	\$ -	\$ -	\$ -	\$ -	\$ -	\$ -	\$ -	\$ -	\$ -	
	53 Ombudsman	\$ -	\$ -	\$ -	\$ -	\$ 12,000	\$ -	\$ -	\$ -	\$ -	\$ 12,000	
	54 Office of the Inspector General	\$ -	\$ -	\$ -	\$ -	\$ -	\$ -	\$ -	\$ -	\$ -	\$ -	
	70 City Clerk	\$ -	\$ -	\$ -	\$ -	\$ -	\$ -	\$ -	\$ -	\$ -	\$ -	
71 Department of Elections	\$ -	\$ -	\$ -	\$ -	\$ -	\$ -	\$ -	\$ -	\$ -	\$ -		
Judicial Agency	60 36th District Court	\$ -	\$ -	\$ -	\$ -	\$ -	\$ -	\$ -	\$ -	\$ -	\$ -	
Non-Departmental	35 Non-Departmental	\$ 1,579,297	\$ 439,411	\$ -	\$ 1,249,541	\$ 21,040	\$ 32,252	\$ -	\$ -	\$ -	\$ 3,321,541	
Debt Service	18 Debt Service & Legacy Pension	\$ -	\$ -	\$ -	\$ -	\$ -	\$ -	\$ -	\$ 65,952,643	\$ -	\$ 65,952,643	
Enterprise Agencies	10 Airport Department	\$ 896,807	\$ 248,811	\$ 1,387,990	\$ 70,500	\$ 1,830,202	\$ -	\$ -	\$ 17,298	\$ -	\$ 4,451,608	
	13 BSEED	\$ 19,891,293	\$ 6,084,174	\$ 50,500	\$ 1,944,239	\$ 4,626,973	\$ 57,709	\$ -	\$ -	\$ 364,805	\$ 33,019,693	
	20 Department of Transportation	\$ 59,640,201	\$ 48,815,014	\$ 15,852,034	\$ 12,803,745	\$ 29,302,695	\$ 150,000	\$ -	\$ 1,363,410	\$ 21,295,056	\$ 189,222,155	
	48 Water Department	\$ 20,056,345	\$ 6,570,541	\$ 108,552,714	\$ 4,970,500	\$ 5,075,300	\$ 3,425,100	\$ 2,875,000	\$ 8,891,188	\$ 84,327,512	\$ 244,744,200	
	49 Sewerage Department	\$ 23,397,900	\$ 7,690,500	\$ 48,446,200	\$ 6,715,200	\$ 5,871,300	\$ 4,543,000	\$ 2,875,000	\$ 3,935,100	\$ 284,468,700	\$ 387,942,900	
72 Public Library	\$ 17,644,634	\$ 5,678,900	\$ 1,640,711	\$ 1,845,662	\$ 8,139,268	\$ 2,672,000	\$ -	\$ 900,754	\$ 328,231	\$ 38,850,160		
<b>Total General City Agencies (Exec./Leg./Jud./Non-Dept.)</b>		<b>\$ 57,490,122</b>	<b>\$ 17,038,315</b>	<b>\$ 75,629,289</b>	<b>\$ 27,772,316</b>	<b>\$ 28,653,864</b>	<b>\$ 4,656,047</b>	<b>\$ 24,007,439</b>	<b>\$ 17,835,937</b>	<b>\$ 30,717,754</b>	<b>\$ 283,801,083</b>	
<b>Total Debt Service</b>		<b>\$ -</b>	<b>\$ -</b>	<b>\$ -</b>	<b>\$ -</b>	<b>\$ -</b>	<b>\$ -</b>	<b>\$ -</b>	<b>\$ 65,952,643</b>	<b>\$ -</b>	<b>\$ 65,952,643</b>	
<b>Total Enterprise Agencies</b>		<b>\$ 141,527,180</b>	<b>\$ 75,087,940</b>	<b>\$ 175,930,149</b>	<b>\$ 28,349,846</b>	<b>\$ 54,845,738</b>	<b>\$ 10,847,809</b>	<b>\$ 5,750,000</b>	<b>\$ 15,107,750</b>	<b>\$ 390,784,304</b>	<b>\$ 898,230,716</b>	
<b>Grand Total</b>		<b>\$ 199,017,302</b>	<b>\$ 92,126,255</b>	<b>\$ 251,559,438</b>	<b>\$ 56,122,162</b>	<b>\$ 83,499,602</b>	<b>\$ 15,503,856</b>	<b>\$ 29,757,439</b>	<b>\$ 98,896,330</b>	<b>\$ 421,502,058</b>	<b>\$ 1,247,984,442</b>	

## Appropriations by Agency & Major Classification

### City of Detroit FY 2024-2025 Adopted Budget Capital Fund

Category	Department	Salaries & Wages	Employee Benefits	Professional & Contractual Services	Operating Supplies	Operating Services	Equipment Acquisition	Capital Outlays	Fixed Charges	Other Expenses	Total
Executive Agencies	16 Construction & Demolition Dept	\$ -	\$ -	\$ -	\$ -	\$ -	2,000,000	\$ -	\$ -	\$ -	\$ 2,000,000
	19 Department of Public Works	\$ -	\$ -	\$ -	\$ -	\$ -	\$ -	\$ -	\$ -	\$ -	\$ -
	23 Office of the Chief Financial Officer	\$ -	\$ -	\$ -	\$ -	\$ -	\$ -	\$ -	\$ -	\$ -	\$ -
	24 Fire Department	\$ -	\$ -	\$ -	\$ -	\$ -	\$ -	\$ -	\$ -	\$ -	\$ -
	25 Health Department	\$ -	\$ -	\$ -	\$ -	\$ -	\$ -	\$ -	\$ -	\$ -	\$ -
	28 Human Resources Department	\$ -	\$ -	\$ -	\$ -	\$ -	\$ -	\$ -	\$ -	\$ -	\$ -
	29 Civil Rights, Inclusion, & Opportunity	\$ -	\$ -	\$ -	\$ -	\$ -	\$ -	\$ -	\$ -	\$ -	\$ -
	31 Dept of Innovation & Technology	\$ -	\$ -	\$ -	\$ -	\$ -	\$ -	\$ -	\$ -	\$ -	\$ -
	32 Law Department	\$ -	\$ -	\$ -	\$ -	\$ -	\$ -	\$ -	\$ -	\$ -	\$ -
	33 Mayor's Office	\$ -	\$ -	\$ -	\$ -	\$ -	\$ -	\$ -	\$ -	\$ -	\$ -
	34 Municipal Parking Department	\$ -	\$ -	\$ -	\$ -	\$ -	\$ -	\$ -	\$ -	\$ -	\$ -
	36 Housing & Revitalization Department	\$ -	\$ -	\$ -	\$ -	\$ -	\$ -	\$ -	\$ -	\$ -	\$ -
	37 Police Department	\$ -	\$ -	\$ -	\$ -	\$ -	\$ -	\$ -	\$ -	\$ -	\$ -
	38 Public Lighting Department	\$ -	\$ -	\$ -	\$ -	\$ -	\$ -	\$ -	\$ -	\$ -	\$ -
	43 Planning & Development Department	\$ -	\$ -	\$ -	\$ -	\$ -	\$ -	\$ -	\$ -	\$ -	\$ -
45 Department of Appeals & Hearings	\$ -	\$ -	\$ -	\$ -	\$ -	\$ -	\$ -	\$ -	\$ -	\$ -	
47 General Services Department	\$ -	\$ -	\$ -	\$ -	\$ -	\$ -	3,500,000	\$ -	\$ -	\$ -	\$ 3,500,000
Legislative Agencies	50 Office of the Auditor General	\$ -	\$ -	\$ -	\$ -	\$ -	\$ -	\$ -	\$ -	\$ -	\$ -
	51 Board of Zoning Appeals	\$ -	\$ -	\$ -	\$ -	\$ -	\$ -	\$ -	\$ -	\$ -	\$ -
	52 City Council	\$ -	\$ -	\$ -	\$ -	\$ -	\$ -	\$ -	\$ -	\$ -	\$ -
	53 Ombudsman	\$ -	\$ -	\$ -	\$ -	\$ -	\$ -	\$ -	\$ -	\$ -	\$ -
	54 Office of the Inspector General	\$ -	\$ -	\$ -	\$ -	\$ -	\$ -	\$ -	\$ -	\$ -	\$ -
	70 City Clerk	\$ -	\$ -	\$ -	\$ -	\$ -	\$ -	\$ -	\$ -	\$ -	\$ -
	71 Department of Elections	\$ -	\$ -	\$ -	\$ -	\$ -	\$ -	\$ -	\$ -	\$ -	\$ -
Judicial Agency	60 36th District Court	\$ -	\$ -	\$ -	\$ -	\$ -	3,000,000	\$ -	\$ -	\$ -	\$ 3,000,000
Non-Departmental	35 Non-Departmental	\$ -	\$ -	\$ -	\$ -	\$ -	11,200,000	\$ -	\$ -	\$ -	\$ 11,200,000
Debt Service	18 Debt Service & Legacy Pension	\$ -	\$ -	\$ -	\$ -	\$ -	\$ -	\$ -	\$ -	\$ -	\$ -
Enterprise Agencies	10 Airport Department	\$ -	\$ -	\$ -	\$ -	\$ -	\$ -	\$ -	\$ -	\$ -	\$ -
	13 BSEED	\$ -	\$ -	\$ -	\$ -	\$ -	\$ -	\$ -	\$ -	\$ -	\$ -
	20 Department of Transportation	\$ -	\$ -	\$ -	\$ -	\$ -	\$ -	\$ -	\$ -	\$ -	\$ -
	48 Water Department	\$ -	\$ -	\$ -	\$ -	\$ -	\$ -	\$ -	\$ -	\$ -	\$ -
	49 Sewerage Department	\$ -	\$ -	\$ -	\$ -	\$ -	\$ -	\$ -	\$ -	\$ -	\$ -
72 Public Library	\$ -	\$ -	\$ -	\$ -	\$ -	\$ -	\$ -	\$ -	\$ -	\$ -	
<b>Total General City Agencies (Exec./Leg./Jud./Non-Dept.)</b>		\$ -	\$ -	\$ -	\$ -	\$ -	19,700,000	\$ -	\$ -	\$ -	\$ 19,700,000
<b>Total Debt Service</b>		\$ -	\$ -	\$ -	\$ -	\$ -	\$ -	\$ -	\$ -	\$ -	\$ -
<b>Total Enterprise Agencies</b>		\$ -	\$ -	\$ -	\$ -	\$ -	\$ -	\$ -	\$ -	\$ -	\$ -
<b>Grand Total</b>		\$ -	\$ -	\$ -	\$ -	\$ -	19,700,000	\$ -	\$ -	\$ -	\$ 19,700,000

## Appropriations by Agency & Major Classification

### City of Detroit FY 2024-2025 Adopted Budget Blight Fund

Category	Department	Salaries & Wages	Employee Benefits	Professional & Contractual Services	Operating Supplies	Operating Services	Equipment Acquisition	Blight Outlays	Fixed Charges	Other Expenses	Total
Executive Agencies	16 Construction & Demolition Dept	\$ 1,475,270	\$ 293,949	\$ 2,031,666	\$ 10,589,369	\$ 269,489	\$ 30,000	\$ -	\$ -	\$ 412,000	\$ 15,101,743
	19 Department of Public Works	\$ -	\$ -	\$ -	\$ -	\$ -	\$ -	\$ -	\$ -	\$ -	\$ -
	23 Office of the Chief Financial Officer	\$ 1,463,169	\$ 397,145	\$ -	\$ -	\$ -	\$ -	\$ -	\$ -	\$ -	\$ 1,860,314
	24 Fire Department	\$ -	\$ -	\$ -	\$ -	\$ -	\$ -	\$ -	\$ -	\$ -	\$ -
	25 Health Department	\$ -	\$ -	\$ -	\$ -	\$ -	\$ -	\$ -	\$ -	\$ -	\$ -
	28 Human Resources Department	\$ -	\$ -	\$ -	\$ -	\$ -	\$ -	\$ -	\$ -	\$ -	\$ -
	29 Civil Rights, Inclusion, & Opportunity	\$ -	\$ -	\$ -	\$ -	\$ -	\$ -	\$ -	\$ -	\$ -	\$ -
	31 Dept of Innovation & Technology	\$ -	\$ -	\$ -	\$ -	\$ -	\$ -	\$ -	\$ -	\$ -	\$ -
	32 Law Department	\$ -	\$ -	\$ -	\$ -	\$ -	\$ -	\$ -	\$ -	\$ -	\$ -
	33 Mayor's Office	\$ -	\$ -	\$ -	\$ -	\$ -	\$ -	\$ -	\$ -	\$ -	\$ -
	34 Municipal Parking Department	\$ -	\$ -	\$ -	\$ -	\$ -	\$ -	\$ -	\$ -	\$ -	\$ -
	36 Housing & Revitalization Department	\$ -	\$ -	\$ -	\$ -	\$ -	\$ -	\$ -	\$ -	\$ -	\$ -
	37 Police Department	\$ -	\$ -	\$ -	\$ -	\$ -	\$ -	\$ -	\$ -	\$ -	\$ -
	38 Public Lighting Department	\$ -	\$ -	\$ -	\$ -	\$ -	\$ -	\$ -	\$ -	\$ -	\$ -
	43 Planning & Development Department	\$ -	\$ -	\$ -	\$ -	\$ -	\$ -	\$ -	\$ -	\$ -	\$ -
45 Department of Appeals & Hearings	\$ -	\$ -	\$ -	\$ -	\$ -	\$ -	\$ -	\$ -	\$ -	\$ -	
47 General Services Department	\$ 3,668,343	\$ 494,673	\$ 12,889,748	\$ 266,500	\$ -	\$ -	\$ -	\$ -	\$ -	\$ 17,319,264	
Legislative Agencies	50 Office of the Auditor General	\$ -	\$ -	\$ -	\$ -	\$ -	\$ -	\$ -	\$ -	\$ -	\$ -
	51 Board of Zoning Appeals	\$ -	\$ -	\$ -	\$ -	\$ -	\$ -	\$ -	\$ -	\$ -	\$ -
	52 City Council	\$ -	\$ -	\$ -	\$ -	\$ -	\$ -	\$ -	\$ -	\$ -	\$ -
	53 Ombudsman	\$ -	\$ -	\$ -	\$ -	\$ -	\$ -	\$ -	\$ -	\$ -	\$ -
	54 Office of the Inspector General	\$ -	\$ -	\$ -	\$ -	\$ -	\$ -	\$ -	\$ -	\$ -	\$ -
	70 City Clerk	\$ -	\$ -	\$ -	\$ -	\$ -	\$ -	\$ -	\$ -	\$ -	\$ -
71 Department of Elections	\$ -	\$ -	\$ -	\$ -	\$ -	\$ -	\$ -	\$ -	\$ -	\$ -	
Judicial Agency	60 36th District Court	\$ -	\$ -	\$ -	\$ -	\$ -	\$ -	\$ -	\$ -	\$ -	\$ -
Non-Departmental	35 Non-Departmental	\$ -	\$ -	\$ -	\$ -	\$ -	\$ -	\$ -	\$ -	\$ -	\$ -
Debt Service	18 Debt Service & Legacy Pension	\$ -	\$ -	\$ -	\$ -	\$ -	\$ -	\$ -	\$ -	\$ -	\$ -
Enterprise Agencies	10 Airport Department	\$ -	\$ -	\$ -	\$ -	\$ -	\$ -	\$ -	\$ -	\$ -	\$ -
	13 BSEED	\$ -	\$ -	\$ -	\$ -	\$ -	\$ -	\$ -	\$ -	\$ -	\$ -
	20 Department of Transportation	\$ -	\$ -	\$ -	\$ -	\$ -	\$ -	\$ -	\$ -	\$ -	\$ -
	48 Water Department	\$ -	\$ -	\$ -	\$ -	\$ -	\$ -	\$ -	\$ -	\$ -	\$ -
	49 Sewerage Department	\$ -	\$ -	\$ -	\$ -	\$ -	\$ -	\$ -	\$ -	\$ -	\$ -
72 Public Library	\$ -	\$ -	\$ -	\$ -	\$ -	\$ -	\$ -	\$ -	\$ -	\$ -	
<b>Total General City Agencies (Exec./Leg./Jud./Non-Dept.)</b>		<b>\$ 6,606,782</b>	<b>\$ 1,185,767</b>	<b>\$ 14,921,414</b>	<b>\$ 10,855,869</b>	<b>\$ 269,489</b>	<b>\$ 30,000</b>	<b>\$ -</b>	<b>\$ -</b>	<b>\$ 412,000</b>	<b>\$ 34,281,321</b>
<b>Total Debt Service</b>		<b>\$ -</b>	<b>\$ -</b>	<b>\$ -</b>	<b>\$ -</b>	<b>\$ -</b>	<b>\$ -</b>	<b>\$ -</b>	<b>\$ -</b>	<b>\$ -</b>	<b>\$ -</b>
<b>Total Enterprise Agencies</b>		<b>\$ -</b>	<b>\$ -</b>	<b>\$ -</b>	<b>\$ -</b>	<b>\$ -</b>	<b>\$ -</b>	<b>\$ -</b>	<b>\$ -</b>	<b>\$ -</b>	<b>\$ -</b>
<b>Grand Total</b>		<b>\$ 6,606,782</b>	<b>\$ 1,185,767</b>	<b>\$ 14,921,414</b>	<b>\$ 10,855,869</b>	<b>\$ 269,489</b>	<b>\$ 30,000</b>	<b>\$ -</b>	<b>\$ -</b>	<b>\$ 412,000</b>	<b>\$ 34,281,321</b>

## Revenues by Agency & Major Classification

City of Detroit  
FY 2024-2025 Adopted Budget  
All Funds

Category	Department	Grants, Shared Taxes, & Revenues	Revenues from Use of Assets	Sales of Assets & Compensation for Losses	Sales & Charges for Services	Fines, Forfeits, & Penalties	Licenses, Permits, & Inspection Charges	Taxes, Assessments, & Interest	Contributions & Transfers	Miscellaneous	Total
Executive Agencies	16 Construction & Demolition Dept	\$ -	\$ -	\$ -	\$ -	\$ -	\$ -	\$ -	\$ 2,871,297	\$ -	\$ 2,871,297
	19 Department of Public Works	\$ 793,000	\$ 606,001	\$ -	\$ 38,957,270	\$ -	\$ 5,096,500	\$ 124,875,000	\$ 12,001,779	\$ -	\$ 182,329,550
	23 Office of the Chief Financial Officer	\$ -	\$ 132,000	\$ -	\$ 3,637,594	\$ 353,000	\$ -	\$ -	\$ -	\$ -	\$ 4,122,594
	24 Fire Department	\$ 2,142,000	\$ -	\$ -	\$ 20,506,000	\$ -	\$ 2,958,000	\$ -	\$ -	\$ -	\$ 25,606,000
	25 Health Department	\$ 32,675,819	\$ -	\$ -	\$ 256,222	\$ -	\$ 2,099,000	\$ -	\$ -	\$ -	\$ 35,031,041
	28 Human Resources Department	\$ -	\$ -	\$ -	\$ -	\$ -	\$ -	\$ -	\$ -	\$ -	\$ -
	29 Civil Rights, Inclusion, & Opportunity	\$ 21,000	\$ -	\$ -	\$ 3,490,240	\$ -	\$ 2,000	\$ -	\$ -	\$ -	\$ 3,513,240
	31 Dept of Innovation & Technology	\$ -	\$ -	\$ -	\$ -	\$ -	\$ -	\$ -	\$ -	\$ -	\$ -
	32 Law Department	\$ -	\$ 1,000	\$ -	\$ 1,661,000	\$ -	\$ -	\$ -	\$ -	\$ 36,000	\$ 1,698,000
	33 Mayor's Office	\$ 1,153,007	\$ -	\$ -	\$ -	\$ -	\$ -	\$ -	\$ -	\$ 10,000	\$ 1,163,007
	34 Municipal Parking Department	\$ -	\$ 8,240,000	\$ -	\$ -	\$ 10,200,000	\$ -	\$ -	\$ -	\$ -	\$ 18,440,000
	36 Housing & Revitalization Department	\$ 42,702,645	\$ 2,177,000	\$ 556,000	\$ 2,622,000	\$ 350,000	\$ -	\$ -	\$ 2,800,000	\$ -	\$ 51,207,645
	37 Police Department	\$ 4,740,806	\$ 3,000	\$ 7,000	\$ 21,953,061	\$ 1,671,780	\$ 209,000	\$ 79,514,642	\$ 2,069,713	\$ -	\$ 110,169,002
	38 Public Lighting Department	\$ -	\$ 822,000	\$ 1,020	\$ 2,500,000	\$ -	\$ -	\$ -	\$ -	\$ 92,820	\$ 3,415,840
	43 Planning & Development Department	\$ -	\$ -	\$ -	\$ -	\$ -	\$ -	\$ -	\$ -	\$ -	\$ -
45 Department of Appeals & Hearings	\$ -	\$ 530,000	\$ -	\$ 4,787,000	\$ -	\$ -	\$ -	\$ -	\$ -	\$ 5,317,000	
47 General Services Department	\$ 1,050,000	\$ 5,260,000	\$ 300,000	\$ 2,593,640	\$ 37,000	\$ 10,000	\$ -	\$ 1,378,535	\$ -	\$ 10,629,175	
Legislative Agencies	50 Office of the Auditor General	\$ -	\$ -	\$ -	\$ -	\$ -	\$ -	\$ -	\$ -	\$ -	\$ -
	51 Board of Zoning Appeals	\$ -	\$ -	\$ -	\$ 91,000	\$ -	\$ -	\$ -	\$ -	\$ -	\$ 91,000
	52 City Council	\$ -	\$ -	\$ -	\$ 2,000	\$ -	\$ -	\$ -	\$ -	\$ -	\$ 2,000
	53 Ombudsman	\$ 12,000	\$ -	\$ -	\$ -	\$ -	\$ -	\$ -	\$ -	\$ -	\$ 12,000
	54 Office of the Inspector General	\$ -	\$ -	\$ -	\$ -	\$ -	\$ -	\$ -	\$ -	\$ -	\$ -
	70 City Clerk	\$ -	\$ -	\$ -	\$ 13,260	\$ -	\$ -	\$ -	\$ -	\$ -	\$ 13,260
71 Department of Elections	\$ -	\$ -	\$ -	\$ 4,000,000	\$ -	\$ -	\$ -	\$ -	\$ -	\$ 4,000,000	
Judicial Agency	60 36th District Court	\$ 381,000	\$ -	\$ -	\$ 8,604,520	\$ 5,575,000	\$ -	\$ -	\$ -	\$ 15,000	\$ 14,575,520
Non-Departmental	35 Non-Departmental	\$ 241,247,138	\$ 32,449,581	\$ 1,240,541	\$ 63,230,131	\$ 3,550,569	\$ -	\$ 813,384,068	\$ 86,144,025	\$ 100,000	\$ 1,241,346,053
Debt Service	18 Debt Service & Legacy Pension	\$ -	\$ 9,457,000	\$ -	\$ -	\$ -	\$ -	\$ 64,452,643	\$ 76,225,000	\$ 9,718,000	\$ 159,852,643
Enterprise Agencies	10 Airport Department	\$ -	\$ 230,000	\$ -	\$ 182,000	\$ -	\$ -	\$ -	\$ 4,039,608	\$ -	\$ 4,451,608
	13 BSEED	\$ -	\$ -	\$ -	\$ 306,000	\$ 1,480,000	\$ 29,847,000	\$ -	\$ 3,862,693	\$ -	\$ 35,495,693
	20 Department of Transportation	\$ 17,314,304	\$ 75,000	\$ -	\$ 56,196,256	\$ -	\$ -	\$ -	\$ 115,636,595	\$ -	\$ 189,222,155
	48 Water Department	\$ 43,797,000	\$ 59,910,500	\$ -	\$ 127,887,200	\$ 1,177,500	\$ -	\$ -	\$ 7,762,000	\$ 4,210,000	\$ 244,744,200
	49 Sewerage Department	\$ -	\$ 52,886,800	\$ -	\$ 328,513,700	\$ 1,322,500	\$ -	\$ -	\$ 5,219,900	\$ -	\$ 387,942,900
72 Public Library	\$ 689,178	\$ 24,731	\$ -	\$ 338,089	\$ 396,000	\$ -	\$ 37,402,162	\$ -	\$ -	\$ 38,850,160	
<b>Total General City Agencies (Exec./Leg./Jud./Non-Dept.)</b>		<b>\$ 326,918,415</b>	<b>\$ 50,220,582</b>	<b>\$ 2,104,561</b>	<b>\$ 178,904,938</b>	<b>\$ 21,737,349</b>	<b>\$ 10,374,500</b>	<b>\$ 1,017,773,710</b>	<b>\$ 107,265,349</b>	<b>\$ 253,820</b>	<b>\$ 1,715,553,224</b>
<b>Total Debt Service</b>		<b>\$ -</b>	<b>\$ 9,457,000</b>	<b>\$ -</b>	<b>\$ -</b>	<b>\$ -</b>	<b>\$ -</b>	<b>\$ 64,452,643</b>	<b>\$ 76,225,000</b>	<b>\$ 9,718,000</b>	<b>\$ 159,852,643</b>
<b>Total Enterprise Agencies</b>		<b>\$ 61,800,482</b>	<b>\$ 113,127,031</b>	<b>\$ -</b>	<b>\$ 513,423,245</b>	<b>\$ 4,376,000</b>	<b>\$ 29,847,000</b>	<b>\$ 37,402,162</b>	<b>\$ 136,520,796</b>	<b>\$ 4,210,000</b>	<b>\$ 900,706,716</b>
<b>Grand Total</b>		<b>\$ 388,718,897</b>	<b>\$ 172,804,613</b>	<b>\$ 2,104,561</b>	<b>\$ 692,328,183</b>	<b>\$ 26,113,349</b>	<b>\$ 40,221,500</b>	<b>\$ 1,119,628,515</b>	<b>\$ 320,011,145</b>	<b>\$ 14,181,820</b>	<b>\$ 2,776,112,583</b>



## Revenues by Agency & Major Classification

### City of Detroit FY 2024-2025 Adopted Budget General Fund

Category	Department	Grants, Shared Taxes, & Revenues	Revenues from Use of Assets	Sales of Assets & Compensation for Losses	Sales & Charges for Services	Fines, Forfeits, & Penalties	Licenses, Permits, & Inspection Charges	Taxes, Assessments, & Interest	Contributions & Transfers	Miscellaneous	Total	
Executive Agencies	16 Construction & Demolition Dept	\$ -	\$ -	\$ -	\$ -	\$ -	\$ -	\$ -	\$ 2,871,297	\$ -	\$ 2,871,297	
	19 Department of Public Works	\$ -	\$ 22,000	\$ -	\$ 117,500	\$ -	\$ 5,096,500	\$ -	\$ -	\$ -	\$ 5,236,000	
	23 Office of the Chief Financial Officer	\$ -	\$ 132,000	\$ -	\$ 3,637,594	\$ 353,000	\$ -	\$ -	\$ -	\$ -	\$ 4,122,594	
	24 Fire Department	\$ -	\$ -	\$ -	\$ 20,506,000	\$ -	\$ 2,958,000	\$ -	\$ -	\$ -	\$ 23,464,000	
	25 Health Department	\$ 1,312,000	\$ -	\$ -	\$ 20,000	\$ -	\$ 2,099,000	\$ -	\$ -	\$ -	\$ 3,431,000	
	28 Human Resources Department	\$ -	\$ -	\$ -	\$ -	\$ -	\$ -	\$ -	\$ -	\$ -	\$ -	
	29 Civil Rights, Inclusion, & Opportunity	\$ 21,000	\$ -	\$ -	\$ 369,240	\$ -	\$ 2,000	\$ -	\$ -	\$ -	\$ 392,240	
	31 Dept of Innovation & Technology	\$ -	\$ -	\$ -	\$ -	\$ -	\$ -	\$ -	\$ -	\$ -	\$ -	
	32 Law Department	\$ -	\$ 1,000	\$ -	\$ 1,661,000	\$ -	\$ -	\$ -	\$ -	\$ -	\$ 36,000	\$ 1,698,000
	33 Mayor's Office	\$ 91,000	\$ -	\$ -	\$ -	\$ -	\$ -	\$ -	\$ -	\$ -	\$ 10,000	\$ 101,000
	34 Municipal Parking Department	\$ -	\$ 8,240,000	\$ -	\$ -	\$ 10,200,000	\$ -	\$ -	\$ -	\$ -	\$ -	\$ 18,440,000
	36 Housing & Revitalization Department	\$ -	\$ 392,000	\$ 556,000	\$ 2,622,000	\$ 350,000	\$ -	\$ -	\$ 2,800,000	\$ -	\$ -	\$ 6,720,000
	37 Police Department	\$ -	\$ 3,000	\$ 7,000	\$ 13,011,061	\$ 13,000	\$ 209,000	\$ 79,514,642	\$ -	\$ -	\$ -	\$ 92,757,703
	38 Public Lighting Department	\$ -	\$ 822,000	\$ 1,020	\$ -	\$ -	\$ -	\$ -	\$ -	\$ -	\$ 92,820	\$ 915,840
	43 Planning & Development Department	\$ -	\$ -	\$ -	\$ -	\$ -	\$ -	\$ -	\$ -	\$ -	\$ -	\$ -
	45 Department of Appeals & Hearings	\$ -	\$ 530,000	\$ -	\$ 4,787,000	\$ -	\$ -	\$ -	\$ -	\$ -	\$ -	\$ 5,317,000
47 General Services Department	\$ -	\$ 5,260,000	\$ 300,000	\$ 2,593,640	\$ 37,000	\$ 10,000	\$ -	\$ 1,378,535	\$ -	\$ -	\$ 9,579,175	
Legislative Agencies	50 Office of the Auditor General	\$ -	\$ -	\$ -	\$ -	\$ -	\$ -	\$ -	\$ -	\$ -	\$ -	
	51 Board of Zoning Appeals	\$ -	\$ -	\$ -	\$ 91,000	\$ -	\$ -	\$ -	\$ -	\$ -	\$ 91,000	
	52 City Council	\$ -	\$ -	\$ -	\$ 2,000	\$ -	\$ -	\$ -	\$ -	\$ -	\$ 2,000	
	53 Ombudsman	\$ -	\$ -	\$ -	\$ -	\$ -	\$ -	\$ -	\$ -	\$ -	\$ -	
	54 Office of the Inspector General	\$ -	\$ -	\$ -	\$ -	\$ -	\$ -	\$ -	\$ -	\$ -	\$ -	
	70 City Clerk	\$ -	\$ -	\$ -	\$ 13,260	\$ -	\$ -	\$ -	\$ -	\$ -	\$ -	\$ 13,260
	71 Department of Elections	\$ -	\$ -	\$ -	\$ 4,000,000	\$ -	\$ -	\$ -	\$ -	\$ -	\$ -	\$ 4,000,000
Judicial Agency	60 36th District Court	\$ 381,000	\$ -	\$ -	\$ 8,604,520	\$ 5,575,000	\$ -	\$ -	\$ -	\$ 15,000	\$ 14,575,520	
Non-Departmental	35 Non-Departmental	\$ 241,247,138	\$ 32,449,581	\$ -	\$ 61,149,131	\$ 3,550,569	\$ -	\$ 813,384,068	\$ 32,162,704	\$ 100,000	\$ 1,184,043,191	
Debt Service	18 Debt Service & Legacy Pension	\$ -	\$ 8,957,000	\$ -	\$ -	\$ -	\$ -	\$ -	\$ 75,225,000	\$ 9,718,000	\$ 93,900,000	
Enterprise Agencies	10 Airport Department	\$ -	\$ -	\$ -	\$ -	\$ -	\$ -	\$ -	\$ -	\$ -	\$ -	
	13 BSEED	\$ -	\$ -	\$ -	\$ -	\$ 460,000	\$ 2,016,000	\$ -	\$ -	\$ -	\$ 2,476,000	
	20 Department of Transportation	\$ -	\$ -	\$ -	\$ -	\$ -	\$ -	\$ -	\$ -	\$ -	\$ -	
	48 Water Department	\$ -	\$ -	\$ -	\$ -	\$ -	\$ -	\$ -	\$ -	\$ -	\$ -	
	49 Sewerage Department	\$ -	\$ -	\$ -	\$ -	\$ -	\$ -	\$ -	\$ -	\$ -	\$ -	
72 Public Library	\$ -	\$ -	\$ -	\$ -	\$ -	\$ -	\$ -	\$ -	\$ -	\$ -		
<b>Total General City Agencies (Exec./Leg./Jud./Non-Dept.)</b>		<b>\$ 243,052,138</b>	<b>\$ 47,851,581</b>	<b>\$ 864,020</b>	<b>\$ 123,184,946</b>	<b>\$ 20,078,569</b>	<b>\$ 10,374,500</b>	<b>\$ 892,898,710</b>	<b>\$ 39,212,536</b>	<b>\$ 253,820</b>	<b>\$ 1,377,770,820</b>	
<b>Total Debt Service</b>		<b>\$ -</b>	<b>\$ 8,957,000</b>	<b>\$ -</b>	<b>\$ -</b>	<b>\$ -</b>	<b>\$ -</b>	<b>\$ 75,225,000</b>	<b>\$ 9,718,000</b>	<b>\$ -</b>	<b>\$ 93,900,000</b>	
<b>Total Enterprise Agencies</b>		<b>\$ -</b>	<b>\$ -</b>	<b>\$ -</b>	<b>\$ -</b>	<b>\$ 460,000</b>	<b>\$ 2,016,000</b>	<b>\$ -</b>	<b>\$ -</b>	<b>\$ -</b>	<b>\$ 2,476,000</b>	
<b>Grand Total</b>		<b>\$ 243,052,138</b>	<b>\$ 56,808,581</b>	<b>\$ 864,020</b>	<b>\$ 123,184,946</b>	<b>\$ 20,538,569</b>	<b>\$ 12,390,500</b>	<b>\$ 892,898,710</b>	<b>\$ 114,437,536</b>	<b>\$ 9,971,820</b>	<b>\$ 1,474,146,820</b>	

## Revenues by Agency & Major Classification

### City of Detroit FY 2024-2025 Adopted Budget Non-General Funds

Category	Department	Grants, Shared Taxes, & Revenues	Revenues from Use of Assets	Sales of Assets & Compensation for Losses	Sales & Charges for Services	Fines, Forfeits, & Penalties	Licenses, Permits, & Inspection Charges	Taxes, Assessments, & Interest	Contributions & Transfers	Miscellaneous	Total
Executive Agencies	16 Construction & Demolition Dept	\$ -	\$ -	\$ -	\$ -	\$ -	\$ -	\$ -	\$ -	\$ -	\$ -
	19 Department of Public Works	\$ 793,000	\$ 584,001	\$ -	\$ 38,839,770	\$ -	\$ -	\$ 124,875,000	\$ 12,001,779	\$ -	\$ 177,093,550
	23 Office of the Chief Financial Officer	\$ -	\$ -	\$ -	\$ -	\$ -	\$ -	\$ -	\$ -	\$ -	\$ -
	24 Fire Department	\$ 2,142,000	\$ -	\$ -	\$ -	\$ -	\$ -	\$ -	\$ -	\$ -	\$ 2,142,000
	25 Health Department	\$ 31,363,819	\$ -	\$ -	\$ 236,222	\$ -	\$ -	\$ -	\$ -	\$ -	\$ 31,600,041
	28 Human Resources Department	\$ -	\$ -	\$ -	\$ -	\$ -	\$ -	\$ -	\$ -	\$ -	\$ -
	29 Civil Rights, Inclusion, & Opportunity	\$ -	\$ -	\$ -	\$ 3,121,000	\$ -	\$ -	\$ -	\$ -	\$ -	\$ 3,121,000
	31 Dept of Innovation & Technology	\$ -	\$ -	\$ -	\$ -	\$ -	\$ -	\$ -	\$ -	\$ -	\$ -
	32 Law Department	\$ -	\$ -	\$ -	\$ -	\$ -	\$ -	\$ -	\$ -	\$ -	\$ -
	33 Mayor's Office	\$ 1,062,007	\$ -	\$ -	\$ -	\$ -	\$ -	\$ -	\$ -	\$ -	\$ 1,062,007
	34 Municipal Parking Department	\$ -	\$ -	\$ -	\$ -	\$ -	\$ -	\$ -	\$ -	\$ -	\$ -
	36 Housing & Revitalization Department	\$ 42,702,645	\$ 1,785,000	\$ -	\$ -	\$ -	\$ -	\$ -	\$ -	\$ -	\$ 44,487,645
	37 Police Department	\$ 4,740,806	\$ -	\$ -	\$ 8,942,000	\$ 1,658,780	\$ -	\$ -	\$ 2,069,713	\$ -	\$ 17,411,299
	38 Public Lighting Department	\$ -	\$ -	\$ -	\$ 2,500,000	\$ -	\$ -	\$ -	\$ -	\$ -	\$ 2,500,000
43 Planning & Development Department	\$ -	\$ -	\$ -	\$ -	\$ -	\$ -	\$ -	\$ -	\$ -	\$ -	
45 Department of Appeals & Hearings	\$ -	\$ -	\$ -	\$ -	\$ -	\$ -	\$ -	\$ -	\$ -	\$ -	
47 General Services Department	\$ 1,050,000	\$ -	\$ -	\$ -	\$ -	\$ -	\$ -	\$ -	\$ -	\$ 1,050,000	
Legislative Agencies	50 Office of the Auditor General	\$ -	\$ -	\$ -	\$ -	\$ -	\$ -	\$ -	\$ -	\$ -	\$ -
	51 Board of Zoning Appeals	\$ -	\$ -	\$ -	\$ -	\$ -	\$ -	\$ -	\$ -	\$ -	\$ -
	52 City Council	\$ -	\$ -	\$ -	\$ -	\$ -	\$ -	\$ -	\$ -	\$ -	\$ -
	53 Ombudsman	\$ 12,000	\$ -	\$ -	\$ -	\$ -	\$ -	\$ -	\$ -	\$ -	\$ 12,000
	54 Office of the Inspector General	\$ -	\$ -	\$ -	\$ -	\$ -	\$ -	\$ -	\$ -	\$ -	\$ -
	70 City Clerk	\$ -	\$ -	\$ -	\$ -	\$ -	\$ -	\$ -	\$ -	\$ -	\$ -
71 Department of Elections	\$ -	\$ -	\$ -	\$ -	\$ -	\$ -	\$ -	\$ -	\$ -	\$ -	
Judicial Agency	60 36th District Court	\$ -	\$ -	\$ -	\$ -	\$ -	\$ -	\$ -	\$ -	\$ -	\$ -
Non-Departmental	35 Non-Departmental	\$ -	\$ -	\$ 1,240,541	\$ 2,081,000	\$ -	\$ -	\$ -	\$ -	\$ -	\$ 3,321,541
Debt Service	18 Debt Service & Legacy Pension	\$ -	\$ 500,000	\$ -	\$ -	\$ -	\$ -	\$ 64,452,643	\$ 1,000,000	\$ -	\$ 65,952,643
Enterprise Agencies	10 Airport Department	\$ -	\$ 230,000	\$ -	\$ 182,000	\$ -	\$ -	\$ -	\$ 4,039,608	\$ -	\$ 4,451,608
	13 BSEED	\$ -	\$ -	\$ -	\$ 306,000	\$ 1,020,000	\$ 27,831,000	\$ -	\$ 3,862,693	\$ -	\$ 33,019,693
	20 Department of Transportation	\$ 17,314,304	\$ 75,000	\$ -	\$ 56,196,256	\$ -	\$ -	\$ -	\$ 115,636,595	\$ -	\$ 189,222,155
	48 Water Department	\$ 43,797,000	\$ 59,910,500	\$ -	\$ 127,887,200	\$ 1,177,500	\$ -	\$ -	\$ 7,762,000	\$ 4,210,000	\$ 244,744,200
	49 Sewerage Department	\$ -	\$ 52,886,800	\$ -	\$ 328,513,700	\$ 1,322,500	\$ -	\$ -	\$ 5,219,900	\$ -	\$ 387,942,900
72 Public Library	\$ 689,178	\$ 24,731	\$ -	\$ 338,089	\$ 396,000	\$ -	\$ 37,402,162	\$ -	\$ -	\$ 38,850,160	
<b>Total General City Agencies (Exec./Leg./Jud./Non-Dept.)</b>		<b>\$ 83,866,277</b>	<b>\$ 2,369,001</b>	<b>\$ 1,240,541</b>	<b>\$ 55,719,992</b>	<b>\$ 1,658,780</b>	<b>\$ -</b>	<b>\$ 124,875,000</b>	<b>\$ 14,071,492</b>	<b>\$ -</b>	<b>\$ 283,801,083</b>
<b>Total Debt Service</b>		<b>\$ -</b>	<b>\$ 500,000</b>	<b>\$ -</b>	<b>\$ -</b>	<b>\$ -</b>	<b>\$ -</b>	<b>\$ 64,452,643</b>	<b>\$ 1,000,000</b>	<b>\$ -</b>	<b>\$ 65,952,643</b>
<b>Total Enterprise Agencies</b>		<b>\$ 61,800,482</b>	<b>\$ 113,127,031</b>	<b>\$ -</b>	<b>\$ 513,423,245</b>	<b>\$ 3,916,000</b>	<b>\$ 27,831,000</b>	<b>\$ 37,402,162</b>	<b>\$ 136,520,796</b>	<b>\$ 4,210,000</b>	<b>\$ 898,230,716</b>
<b>Grand Total</b>		<b>\$ 145,666,759</b>	<b>\$ 115,996,032</b>	<b>\$ 1,240,541</b>	<b>\$ 569,143,237</b>	<b>\$ 5,574,780</b>	<b>\$ 27,831,000</b>	<b>\$ 226,729,805</b>	<b>\$ 151,592,288</b>	<b>\$ 4,210,000</b>	<b>\$ 1,247,984,442</b>

**Revenues by Agency & Major Classification**

**City of Detroit  
FY 2024-2025 Adopted Budget  
Capital Fund**

Category	Department	Grants, Shared Taxes, & Revenues	Revenues from Use of Assets	Sales of Assets & Compensation for Losses	Sales & Charges for Services	Fines, Forfeits, & Penalties	Licenses, Permits, & Inspection Charges	Taxes, Assessments, & Interest	Contributions & Transfers	Miscellaneous	Total
Executive Agencies	16 Construction & Demolition Dept	\$ -	\$ -	\$ -	\$ -	\$ -	\$ -	\$ -	\$ -	\$ -	\$ -
	19 Department of Public Works	\$ -	\$ -	\$ -	\$ -	\$ -	\$ -	\$ -	\$ -	\$ -	\$ -
	23 Office of the Chief Financial Officer	\$ -	\$ -	\$ -	\$ -	\$ -	\$ -	\$ -	\$ -	\$ -	\$ -
	24 Fire Department	\$ -	\$ -	\$ -	\$ -	\$ -	\$ -	\$ -	\$ -	\$ -	\$ -
	25 Health Department	\$ -	\$ -	\$ -	\$ -	\$ -	\$ -	\$ -	\$ -	\$ -	\$ -
	28 Human Resources Department	\$ -	\$ -	\$ -	\$ -	\$ -	\$ -	\$ -	\$ -	\$ -	\$ -
	29 Civil Rights, Inclusion, & Opportunity	\$ -	\$ -	\$ -	\$ -	\$ -	\$ -	\$ -	\$ -	\$ -	\$ -
	31 Dept of Innovation & Technology	\$ -	\$ -	\$ -	\$ -	\$ -	\$ -	\$ -	\$ -	\$ -	\$ -
	32 Law Department	\$ -	\$ -	\$ -	\$ -	\$ -	\$ -	\$ -	\$ -	\$ -	\$ -
	33 Mayor's Office	\$ -	\$ -	\$ -	\$ -	\$ -	\$ -	\$ -	\$ -	\$ -	\$ -
	34 Municipal Parking Department	\$ -	\$ -	\$ -	\$ -	\$ -	\$ -	\$ -	\$ -	\$ -	\$ -
	36 Housing & Revitalization Department	\$ -	\$ -	\$ -	\$ -	\$ -	\$ -	\$ -	\$ -	\$ -	\$ -
	37 Police Department	\$ -	\$ -	\$ -	\$ -	\$ -	\$ -	\$ -	\$ -	\$ -	\$ -
	38 Public Lighting Department	\$ -	\$ -	\$ -	\$ -	\$ -	\$ -	\$ -	\$ -	\$ -	\$ -
43 Planning & Development Department	\$ -	\$ -	\$ -	\$ -	\$ -	\$ -	\$ -	\$ -	\$ -	\$ -	
45 Department of Appeals & Hearings	\$ -	\$ -	\$ -	\$ -	\$ -	\$ -	\$ -	\$ -	\$ -	\$ -	
47 General Services Department	\$ -	\$ -	\$ -	\$ -	\$ -	\$ -	\$ -	\$ -	\$ -	\$ -	
Legislative Agencies	50 Office of the Auditor General	\$ -	\$ -	\$ -	\$ -	\$ -	\$ -	\$ -	\$ -	\$ -	\$ -
	51 Board of Zoning Appeals	\$ -	\$ -	\$ -	\$ -	\$ -	\$ -	\$ -	\$ -	\$ -	\$ -
	52 City Council	\$ -	\$ -	\$ -	\$ -	\$ -	\$ -	\$ -	\$ -	\$ -	\$ -
	53 Ombudsman	\$ -	\$ -	\$ -	\$ -	\$ -	\$ -	\$ -	\$ -	\$ -	\$ -
	54 Office of the Inspector General	\$ -	\$ -	\$ -	\$ -	\$ -	\$ -	\$ -	\$ -	\$ -	\$ -
	70 City Clerk	\$ -	\$ -	\$ -	\$ -	\$ -	\$ -	\$ -	\$ -	\$ -	\$ -
71 Department of Elections	\$ -	\$ -	\$ -	\$ -	\$ -	\$ -	\$ -	\$ -	\$ -	\$ -	
Judicial Agency	60 36th District Court	\$ -	\$ -	\$ -	\$ -	\$ -	\$ -	\$ -	\$ -	\$ -	\$ -
Non-Departmental	35 Non-Departmental	\$ -	\$ -	\$ -	\$ -	\$ -	\$ -	\$ -	\$ 19,700,000	\$ -	\$ 19,700,000
Debt Service	18 Debt Service & Legacy Pension	\$ -	\$ -	\$ -	\$ -	\$ -	\$ -	\$ -	\$ -	\$ -	\$ -
Enterprise Agencies	10 Airport Department	\$ -	\$ -	\$ -	\$ -	\$ -	\$ -	\$ -	\$ -	\$ -	\$ -
	13 BSEED	\$ -	\$ -	\$ -	\$ -	\$ -	\$ -	\$ -	\$ -	\$ -	\$ -
	20 Department of Transportation	\$ -	\$ -	\$ -	\$ -	\$ -	\$ -	\$ -	\$ -	\$ -	\$ -
	48 Water Department	\$ -	\$ -	\$ -	\$ -	\$ -	\$ -	\$ -	\$ -	\$ -	\$ -
	49 Sewerage Department	\$ -	\$ -	\$ -	\$ -	\$ -	\$ -	\$ -	\$ -	\$ -	\$ -
72 Public Library	\$ -	\$ -	\$ -	\$ -	\$ -	\$ -	\$ -	\$ -	\$ -	\$ -	
<b>Total General City Agencies (Exec./Leg./Jud./Non-Dept.)</b>		\$ -	\$ -	\$ -	\$ -	\$ -	\$ -	\$ -	\$ 19,700,000	\$ -	\$ 19,700,000
<b>Total Debt Service</b>		\$ -	\$ -	\$ -	\$ -	\$ -	\$ -	\$ -	\$ -	\$ -	\$ -
<b>Total Enterprise Agencies</b>		\$ -	\$ -	\$ -	\$ -	\$ -	\$ -	\$ -	\$ -	\$ -	\$ -
<b>Grand Total</b>		\$ -	\$ -	\$ -	\$ -	\$ -	\$ -	\$ -	\$ 19,700,000	\$ -	\$ 19,700,000

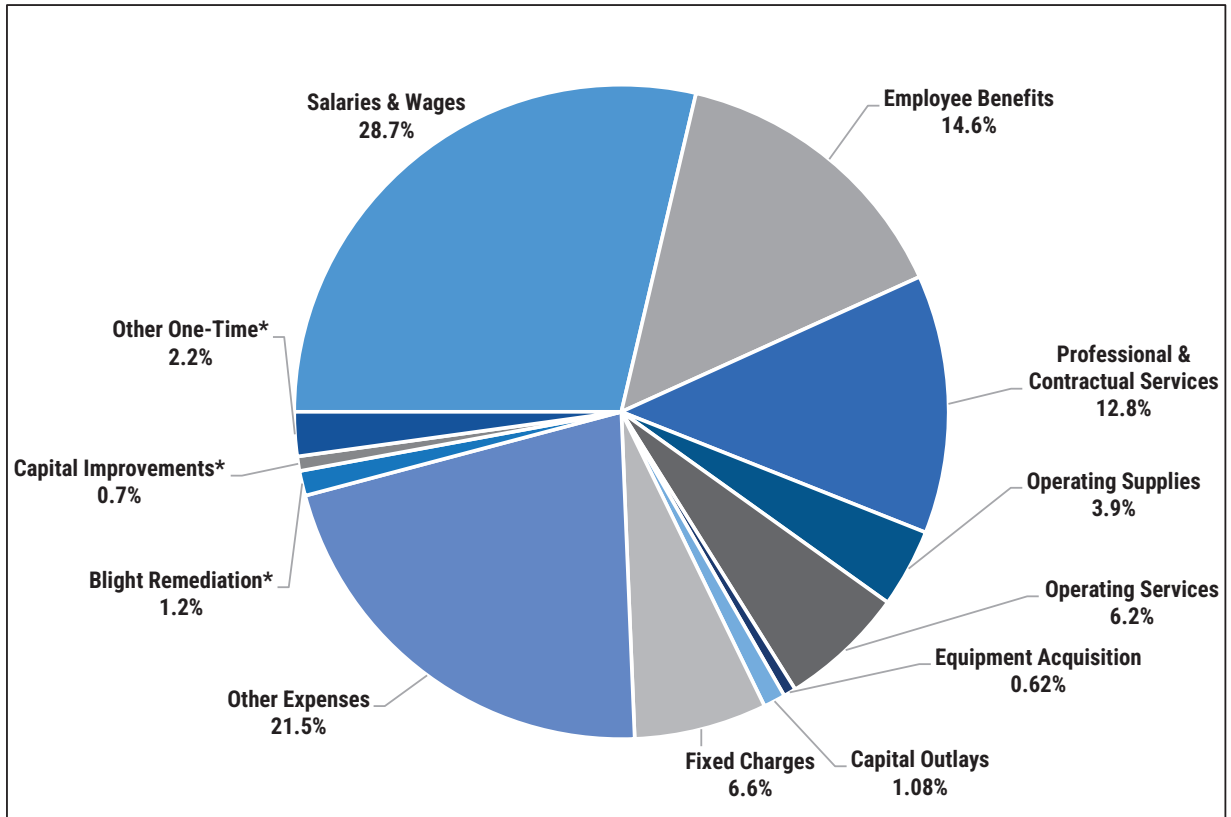
## Revenues by Agency & Major Classification

### City of Detroit FY 2024-2025 Adopted Budget Blight Fund

Category	Department	Grants, Shared Taxes, & Revenues	Revenues from Use of Assets	Sales of Assets & Compensation for Losses	Sales & Charges for Services	Fines, Forfeits, & Penalties	Licenses, Permits, & Inspection Charges	Taxes, Assessments, & Interest	Contributions & Transfers	Miscellaneous	Total
Executive Agencies	16 Construction & Demolition Dept	\$ -	\$ -	\$ -	\$ -	\$ -	\$ -	\$ -	\$ -	\$ -	\$ -
	19 Department of Public Works	\$ -	\$ -	\$ -	\$ -	\$ -	\$ -	\$ -	\$ -	\$ -	\$ -
	23 Office of the Chief Financial Officer	\$ -	\$ -	\$ -	\$ -	\$ -	\$ -	\$ -	\$ -	\$ -	\$ -
	24 Fire Department	\$ -	\$ -	\$ -	\$ -	\$ -	\$ -	\$ -	\$ -	\$ -	\$ -
	25 Health Department	\$ -	\$ -	\$ -	\$ -	\$ -	\$ -	\$ -	\$ -	\$ -	\$ -
	28 Human Resources Department	\$ -	\$ -	\$ -	\$ -	\$ -	\$ -	\$ -	\$ -	\$ -	\$ -
	29 Civil Rights, Inclusion, & Opportunity	\$ -	\$ -	\$ -	\$ -	\$ -	\$ -	\$ -	\$ -	\$ -	\$ -
	31 Dept of Innovation & Technology	\$ -	\$ -	\$ -	\$ -	\$ -	\$ -	\$ -	\$ -	\$ -	\$ -
	32 Law Department	\$ -	\$ -	\$ -	\$ -	\$ -	\$ -	\$ -	\$ -	\$ -	\$ -
	33 Mayor's Office	\$ -	\$ -	\$ -	\$ -	\$ -	\$ -	\$ -	\$ -	\$ -	\$ -
	34 Municipal Parking Department	\$ -	\$ -	\$ -	\$ -	\$ -	\$ -	\$ -	\$ -	\$ -	\$ -
	36 Housing & Revitalization Department	\$ -	\$ -	\$ -	\$ -	\$ -	\$ -	\$ -	\$ -	\$ -	\$ -
	37 Police Department	\$ -	\$ -	\$ -	\$ -	\$ -	\$ -	\$ -	\$ -	\$ -	\$ -
	38 Public Lighting Department	\$ -	\$ -	\$ -	\$ -	\$ -	\$ -	\$ -	\$ -	\$ -	\$ -
43 Planning & Development Department	\$ -	\$ -	\$ -	\$ -	\$ -	\$ -	\$ -	\$ -	\$ -	\$ -	
45 Department of Appeals & Hearings	\$ -	\$ -	\$ -	\$ -	\$ -	\$ -	\$ -	\$ -	\$ -	\$ -	
47 General Services Department	\$ -	\$ -	\$ -	\$ -	\$ -	\$ -	\$ -	\$ -	\$ -	\$ -	
Legislative Agencies	50 Office of the Auditor General	\$ -	\$ -	\$ -	\$ -	\$ -	\$ -	\$ -	\$ -	\$ -	\$ -
	51 Board of Zoning Appeals	\$ -	\$ -	\$ -	\$ -	\$ -	\$ -	\$ -	\$ -	\$ -	\$ -
	52 City Council	\$ -	\$ -	\$ -	\$ -	\$ -	\$ -	\$ -	\$ -	\$ -	\$ -
	53 Ombudsman	\$ -	\$ -	\$ -	\$ -	\$ -	\$ -	\$ -	\$ -	\$ -	\$ -
	54 Office of the Inspector General	\$ -	\$ -	\$ -	\$ -	\$ -	\$ -	\$ -	\$ -	\$ -	\$ -
	70 City Clerk	\$ -	\$ -	\$ -	\$ -	\$ -	\$ -	\$ -	\$ -	\$ -	\$ -
71 Department of Elections	\$ -	\$ -	\$ -	\$ -	\$ -	\$ -	\$ -	\$ -	\$ -	\$ -	
Judicial Agency	60 36th District Court	\$ -	\$ -	\$ -	\$ -	\$ -	\$ -	\$ -	\$ -	\$ -	\$ -
Non-Departmental	35 Non-Departmental	\$ -	\$ -	\$ -	\$ -	\$ -	\$ -	\$ -	\$ 34,281,321	\$ -	\$ 34,281,321
Debt Service	18 Debt Service & Legacy Pension	\$ -	\$ -	\$ -	\$ -	\$ -	\$ -	\$ -	\$ -	\$ -	\$ -
Enterprise Agencies	10 Airport Department	\$ -	\$ -	\$ -	\$ -	\$ -	\$ -	\$ -	\$ -	\$ -	\$ -
	13 BSEED	\$ -	\$ -	\$ -	\$ -	\$ -	\$ -	\$ -	\$ -	\$ -	\$ -
	20 Department of Transportation	\$ -	\$ -	\$ -	\$ -	\$ -	\$ -	\$ -	\$ -	\$ -	\$ -
	48 Water Department	\$ -	\$ -	\$ -	\$ -	\$ -	\$ -	\$ -	\$ -	\$ -	\$ -
	49 Sewerage Department	\$ -	\$ -	\$ -	\$ -	\$ -	\$ -	\$ -	\$ -	\$ -	\$ -
72 Public Library	\$ -	\$ -	\$ -	\$ -	\$ -	\$ -	\$ -	\$ -	\$ -	\$ -	
<b>Total General City Agencies (Exec./Leg./Jud./Non-Dept.)</b>		\$ -	\$ -	\$ -	\$ -	\$ -	\$ -	\$ -	\$ 34,281,321	\$ -	\$ 34,281,321
<b>Total Debt Service</b>		\$ -	\$ -	\$ -	\$ -	\$ -	\$ -	\$ -	\$ -	\$ -	\$ -
<b>Total Enterprise Agencies</b>		\$ -	\$ -	\$ -	\$ -	\$ -	\$ -	\$ -	\$ -	\$ -	\$ -
<b>Grand Total</b>		\$ -	\$ -	\$ -	\$ -	\$ -	\$ -	\$ -	\$ 34,281,321	\$ -	\$ 34,281,321

## Appropriations by Major Classification

City of Detroit  
FY 2024-2025 Adopted Budget  
All Funds

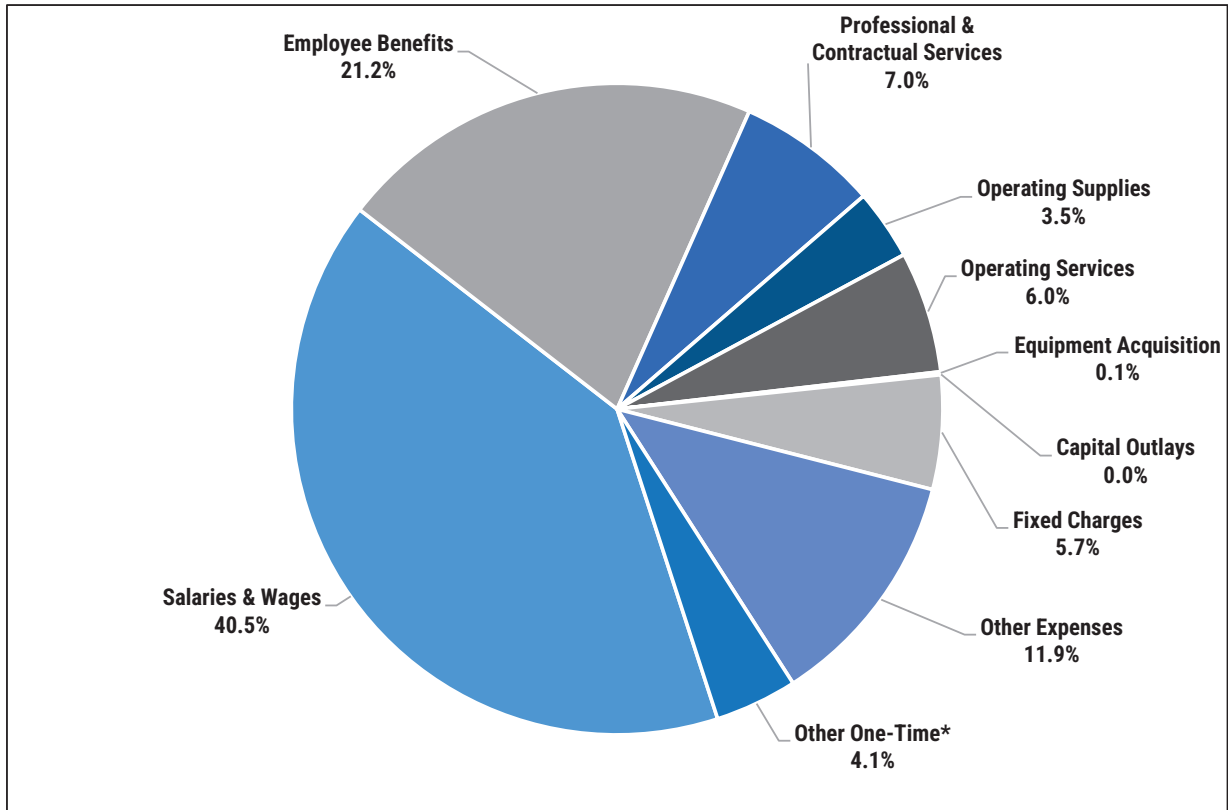


Appropriations	Amount
Salaries & Wages	\$ 795,904,695
Employee Benefits	404,095,490
Professional & Contractual Services	354,825,909
Operating Supplies	107,511,161
Operating Services	172,324,938
Equipment Acquisition	17,244,832
Capital Outlays	30,077,827
Fixed Charges	182,280,224
Other Expenses	597,392,482
Blight Remediation*	34,281,321
Capital Improvements*	19,700,000
Other One-Time*	60,473,704
<b>Total</b>	<b>\$ 2,776,112,583</b>

\*Non-Recurring Appropriations

## Appropriations by Major Classification

City of Detroit  
FY 2024-2025 Adopted Budget  
General Fund



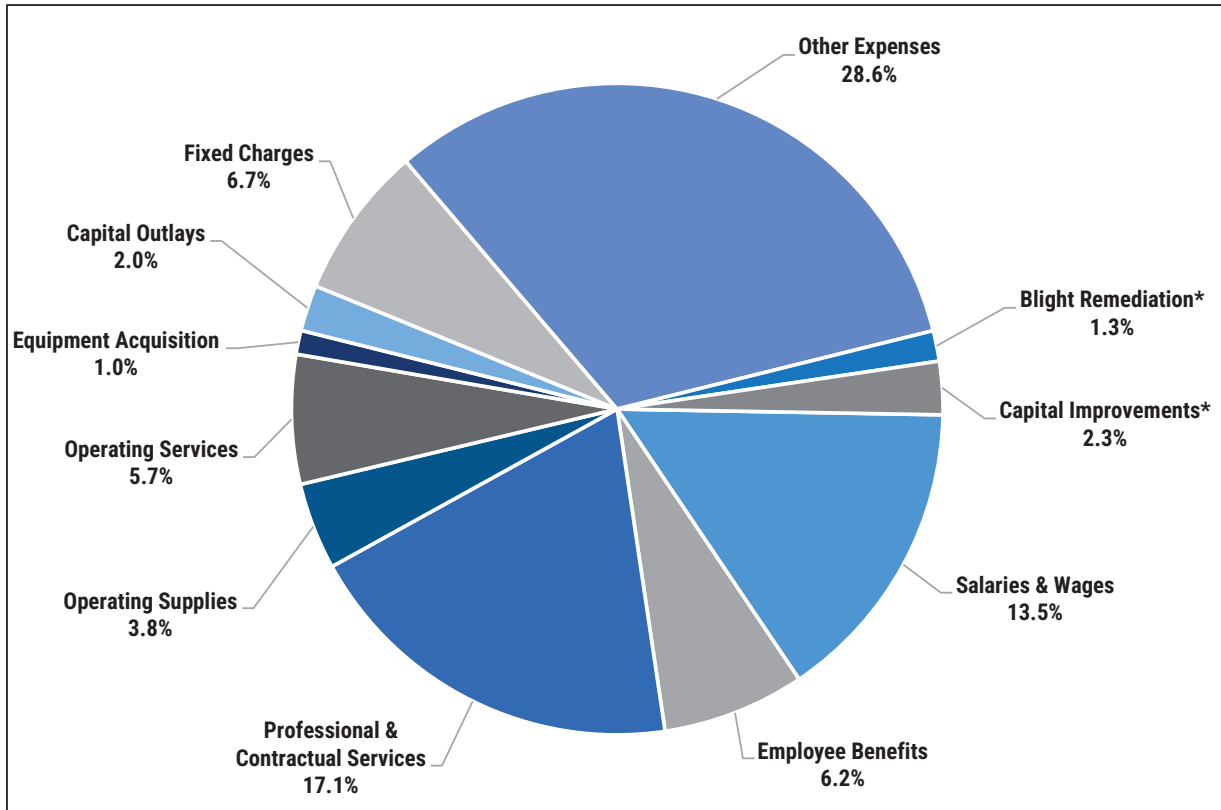
Appropriations	Amount
Salaries & Wages	\$ 596,887,393
Employee Benefits	311,969,235
Professional & Contractual Services	103,266,471
Operating Supplies	51,388,999
Operating Services	88,825,336
Equipment Acquisition	1,890,976
Capital Outlays	320,388
Fixed Charges	83,383,894
Other Expenses	176,095,424
Other One-Time*	60,118,704
<b>Total</b>	<b>\$ 1,474,146,820</b>

\*Non-Recurring Appropriations



## Appropriations by Major Classification

City of Detroit  
 FY 2024-2025 Adopted Budget  
 Non-General Funds



Appropriations	Amount
Salaries & Wages	\$ 199,017,302
Employee Benefits	92,126,255
Professional & Contractual Services	251,559,438
Operating Supplies	56,122,162
Operating Services	83,499,602
Equipment Acquisition	15,353,856
Capital Outlays	29,757,439
Fixed Charges	98,896,330
Other Expenses	421,297,058
Blight Remediation*	19,700,000
Capital Improvements*	34,281,321
<b>Total</b>	<b>\$ 1,301,610,763</b>

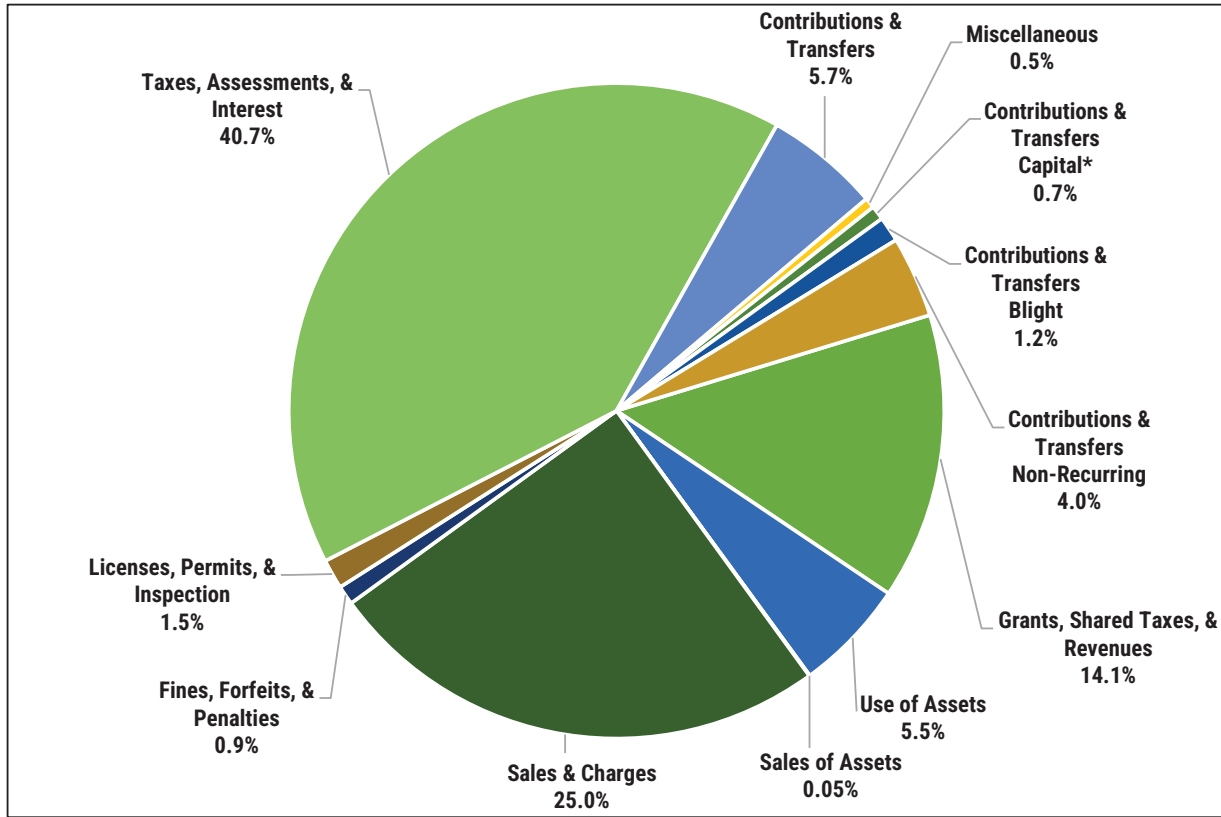
\*Non-Recurring Appropriations

## Revenues by Major Classification

City of Detroit

FY 2024-2025 Adopted Budget

All Funds

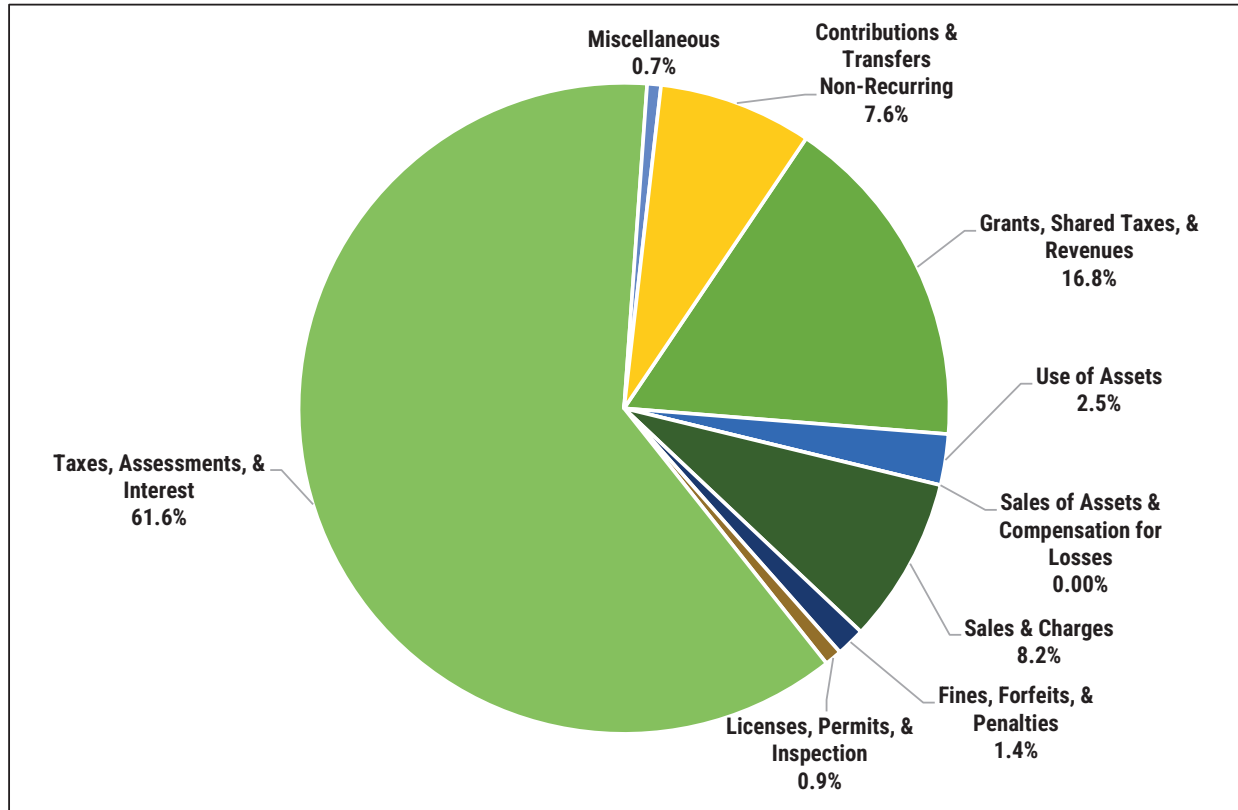


Revenue Sources	Amount
Grants, Shared Taxes, & Revenues	\$ 388,718,897
Revenues from Use of Assets	152,504,613
Sales of Assets & Compensation for Losses	1,248,561
Sales & Charges for Services	688,328,183
Fines, Forfeits, & Penalties	26,113,349
Licenses, Permits, & Inspection Charges	40,221,500
Taxes, Assessments, & Interest	1,119,628,515
Contributions & Transfers	155,487,120
Miscellaneous	14,181,820
Contributions & Transfers - Capital*	19,700,000
Contributions & Transfers - Blight*	34,281,321
Contributions & Transfers - Non-Recurring*	110,187,704
<b>Total</b>	<b>\$ 2,750,601,583</b>

\*Non-Recurring Appropriations

## Revenues by Major Classification

City of Detroit  
FY 2024-2025 Adopted Budget  
General Fund

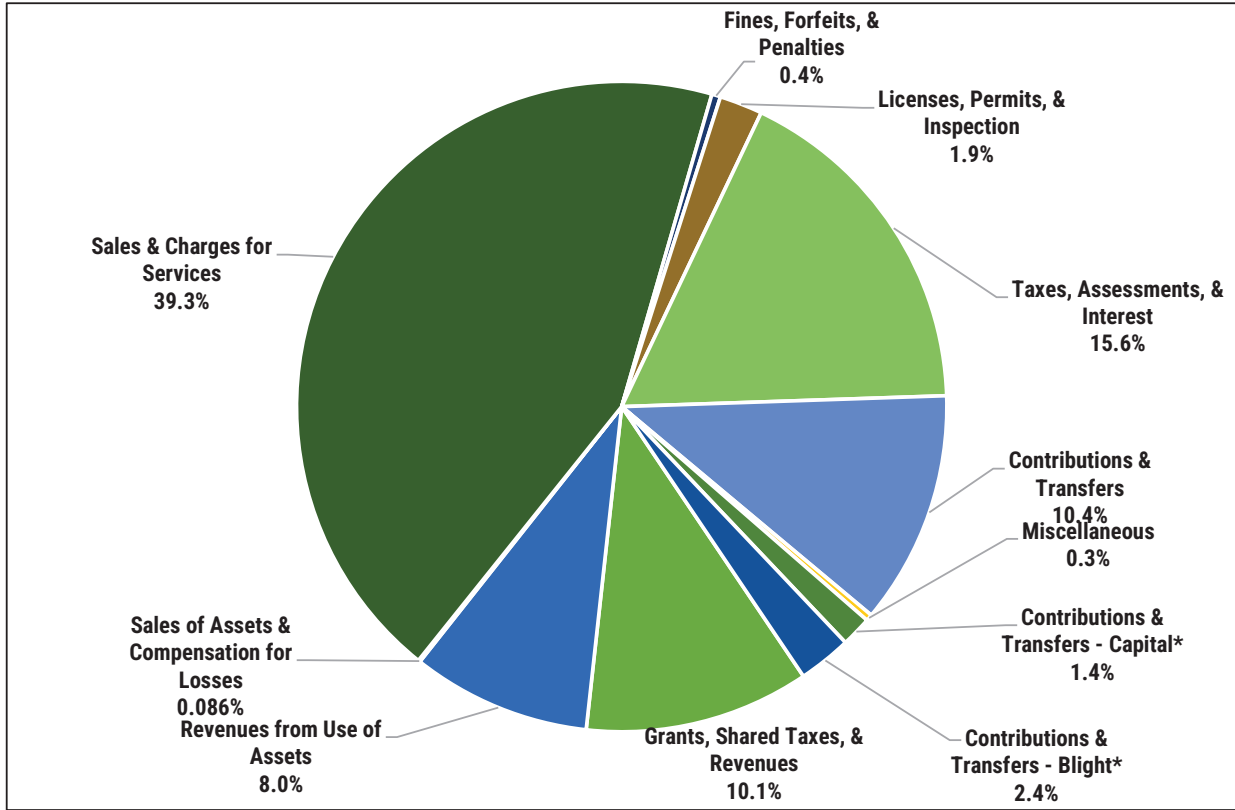


Revenue Sources	Amount
Grants, Shared Taxes, & Revenues	\$ 243,052,138
Revenues from Use of Assets	36,508,581
Sales of Assets & Compensation for Losses	8,020
Sales & Charges for Services	119,184,946
Fines, Forfeits, & Penalties	20,538,569
Licenses, Permits, & Inspection Charges	12,390,500
Taxes, Assessments, & Interest	892,898,710
Contributions & Transfers	4,249,832
Miscellaneous	9,971,820
Contributions & Transfers - Non-Recurring*	110,187,704
<b>Total</b>	<b>\$ 1,448,990,820</b>

\*Non-Recurring Appropriations

## Revenues by Major Classification

City of Detroit  
 FY 2024-2025 Adopted Budget  
 Non-General Funds



Revenue Sources	Amount
Grants, Shared Taxes, & Revenues	\$ 145,666,759
Revenues from Use of Assets	115,996,032
Sales of Assets & Compensation for Losses	1,240,541
Sales & Charges for Services	569,143,237
Fines, Forfeits, & Penalties	5,574,780
Licenses, Permits, & Inspection Charges	27,831,000
Taxes, Assessments, & Interest	226,729,805
Contributions & Transfers	151,237,288
Miscellaneous	4,210,000
Contributions & Transfers - Capital*	19,700,000
Contributions & Transfers - Blight*	34,281,321
<b>Total</b>	<b>\$ 1,301,610,763</b>

\*Non-Recurring Appropriations

**Budgeted Positions**  
**City of Detroit**  
**FY 2024-2025 Adopted Budget**  
**by Fund Type**

Category	Department	Full-Time Equivalent			
		General	Non-General	Blight	Total
<b>Executive Agencies</b>	16 Construction & Demolition Department	60.00	76.00	23.00	159.00
	19 Department of Public Works	25.25	474.75	-	500.00
	23 Office of the Chief Financial Officer	409.00	-	18.00	427.00
	24 Fire Department	1,300.00	-	-	1,300.00
	25 Health Department	103.25	144.25	-	247.50
	28 Human Resources Department	106.00	-	-	106.00
	29 Civil Rights, Inclusion, & Opportunity	26.00	13.00	-	39.00
	31 Department of Innovation & Technology	146.00	-	-	146.00
	32 Law Department	110.00	2.00	-	112.00
	33 Mayor's Office	61.00	4.00	-	65.00
	34 Municipal Parking Department	96.00	-	-	96.00
	36 Housing & Revitalization Department	54.00	115.00	-	169.00
	37 Police Department	3,381.00	148.00	-	3,529.00
	38 Public Lighting Department	1.00	-	-	1.00
	43 Planning & Development Department	39.00	-	-	39.00
45 Department of Appeals & Hearings	15.00	-	-	15.00	
47 General Services Department	675.20	139.50	115.00	929.70	
<b>Legislative Agencies</b>	50 Office of the Auditor General	21.00	-	-	21.00
	51 Board of Zoning Appeals	4.00	-	-	4.00
	52 City Council	133.00	-	-	133.00
	53 Ombudsman	12.00	-	-	12.00
	54 Office of the Inspector General	11.00	-	-	11.00
	70 City Clerk	27.00	-	-	27.00
	71 Department of Elections	125.00	-	-	125.00
<b>Judicial Agency</b>	60 36th District Court	325.00	-	-	325.00
<b>Non-Departmental</b>	35 Non-Departmental	128.00	30.00	-	158.00
<b>Enterprise Agencies</b>	10 Airport Department	-	12.00	-	12.00
	13 BSEED	62.00	296.00	-	358.00
	20 Department of Transportation	-	1,083.00	-	1,083.00
	48 Water Department	-	650.00	-	650.00
	49 Sewerage Department	-	28.00	-	28.00
	72 Public Library	-	319.00	-	319.00
<b>Total General City Agencies (Exec./Leg./Jud./Non-Dept.)</b>		<b>7,393.70</b>	<b>1,146.50</b>	<b>156.00</b>	<b>8,696.20</b>
<b>Total Enterprise Agencies</b>		<b>62.00</b>	<b>2,388.00</b>	<b>-</b>	<b>2,450.00</b>
<b>Grand Total</b>		<b>7,455.70</b>	<b>3,534.50</b>	<b>156.00</b>	<b>11,146.20</b>

# Department 10: Airport Department

## Mission

The Airport Department continues to evolve by bringing costs in line with revenue and improving services. The emerging strategy is to accelerate the growth of Detroit as a commercial and industrial transportation center and maximize the Coleman A. Young Airport's economic benefit to our community and region.

The Airport Department, by City Ordinance, Section 4-1-2, acquires and holds aviation facilities; develops and operates them; leases these facilities; represents the City in all aviation matters affecting the interest of the City; and manages all City properties and equipment devoted to aviation activities. The main holding is the Coleman A. Young Airport, 300 acres of land with two runways; the Air Carrier Terminal; Executive Terminal (including 14 large hangars); and 129 small aircraft hangars with 145 based aircraft. Coleman A. Young Airport handles 75,000 aircraft operations annually.

Currently, the Airport staff administers, operates, and maintains the Airport. There are more than 100 personnel of primary employers, Midwest Air Traffic Control, FAA, AvFlight Corporation (Fixed Base Operator), Air Eagle, Certified Aircraft Rescue Firefighting (ARFF), City Aviation, Civil Air Patrol, Tuskegee Airmen, Friends of Detroit City Airport, the Detroit Fire Department, and the Detroit Aircraft Corporation.

## Operating Programs and Services

- **Airport Operation & Air Traffic Control Services** operates 24-hours.
- **Aircraft Rescue Fire Fighting Services (ARFF)** operates on demand.
- **Airport Storage** provides spaces to store aircrafts indoors and outdoors (hangars, T-hangers, small, medium, large).
- **Heated Executive Bays** are provided for medium-sized jet aircraft.
- **Aircraft Tie Downs** minimize the possibility of movement from a parked non-hangered aircraft.
- **FBO and Fuel Storage Services** are provided for Avflight Corporation fixed base operator.
- **MyFlight Helicopter Tour** operates Wednesday-Sunday, 10:00am-10:30pm.
- **Civil Air Patrol (CAP) Program** is an Air Force after-school program allowing highschoolers to learn to fly for free.
- **Friends of Detroit City Airport (FODCA) Program** focuses on community outreach & community programming.
- **Tuskegee Airman Museum Detroit Program** maintains vintage aircraft displays.
- **Young Eagles Program** introduces children to aviation through introductory flights and operates April – September.

- **Black Pilots of America (BPA) Program** offers flight training and aviation/aircraft safety seminars.
- **Detroit Public Schools Community District (DPSCD) Benjamin O. Davis Aerospace Technical High School** operates an airport laboratory.

## Goals, Strategic Priorities and Related City Outcomes

Goals / Strategic Priorities	Timeframe	Related City Outcome
1. Enhance the Airport and Department's image by providing a safe and secure and efficient operation for the flying public as a premier gateway to Metropolitan Detroit.	July 2023 - December 2028	Efficient & Innovative Operations

## Budget By Service

Services	FY 2025 Adopted	FY 2025 Adopted FTE
Administration	\$2,404,627	5.0
Maintenance	\$2,046,981	7.0
<b>Total:</b>	<b>\$4,451,608</b>	<b>12.0</b>

## Metrics and Data

Metrics	Data	Related Goal #
Number of safety concerns involving the airport and its impact to the National Airspace System (NAS)	On average reports 1000+ airport condition NOTAMS to include outages incidents and inclement weather conditions	1
Number of times grass cutting and tree trimming is performed to ensure compliance with all FAA rules and regulations pertaining to Navigational Aid operations and wildlife mitigation as well as airfield appearance	115 times per year and/or as needed	1
Number of facility repairs made to keep them in good working order consistent with City, State and Federal rules and regulations	Completed 375 maintenance actions in FY23	1
Number of operations conducted in line with the snow removal plan	Average 50 per year	1
Number of daily Runway Safety Area (RSA) inspections consistent with annual FAA Runway Safety Area Team findings and recommendations	Minimum 730 per year	1

## Departmental Financial Information

	General Fund	Non-General Funds	Capital Fund	Blight Fund	Total Funds
Revenues	\$ -	\$ 4,451,608	\$ -	\$ -	\$ 4,451,608
Expenditures	\$ -	\$ 4,451,608	\$ -	\$ -	\$ 4,451,608
<b>Net Tax Cost</b>	<b>\$ -</b>	<b>\$ -</b>	<b>\$ -</b>	<b>\$ -</b>	<b>\$ -</b>

<b>Positions (by FTE)</b>	<b>-</b>	<b>12.00</b>	<b>-</b>	<b>-</b>	<b>12.00</b>
---------------------------	----------	--------------	----------	----------	--------------



**City of Detroit**  
Fiscal Year 2024-2025 Budget

**Department 10 - Airport Department**  
**Non-General Funds Budget**

<b>Appropriation Cost Center</b>	<b>Full-Time Equivalent</b>	<b>Budgeted Amount</b>
<b>27100 - City Airport Operations</b>	<b>12.00</b>	<b>\$ 4,451,608</b>
100010 - Airport Administration	5.00	\$ 2,404,627
100020 - Airport Maintenance	7.00	\$ 2,046,981
<b>Non-General Fund Total</b>	<b>12.00</b>	<b>\$ 4,451,608</b>

# Department 13: Buildings, Safety, Engineering, & Environmental Department

## Mission

The Buildings, Safety, Engineering, and Environmental Department provides for the safety, health, and welfare of the public as it pertains to buildings and their environs in an efficient, cost effective, user friendly and professional manner. BSEED enforces construction, property maintenance, environmental compliance, and zoning codes, which preserves and enhances property values and promotes a quality of life to make Detroit a preferred place to reside and conduct business. BSEED also operates as the City's Environmental Affairs Department.

## Operating Programs

- **Administration** is responsible for identifying and allocating resources to properly manage, plan, provide program development, customer relations, strategic planning, and implementation of policies. Key processes include records of construction archives, plans and permits for structures within the city, managing the schedule of various boards and commissions, including the Construction Board of Appeals, the Board of Rules and the Wrecking Board.
- **Construction Inspection Division** protects and promotes public health, safety and welfare in new construction development and renovated existing structures by verifying compliance with applicable codes and taking appropriate enforcement action when necessary (State of Michigan Construction Codes; State Public Act 407 of 2016). Enforcement may include misdemeanor violations, show cause, and stop work orders. There are 6 Teams:
  - **Buildings** inspects construction activities to ensure that structures comply with approved plans, building codes and standards, and permit fire alarm systems, generator function and other life safety systems. This team performs inspections for wrecking, signs, awnings, tents, and temporary use, issue Certificates of Occupancy and coordinate Board of Wrecking Examiners.
  - **Mechanical** inspects heating and cooling appliances; refrigeration installations related to air conditioning, process or storage; gas piping; and fire suppression systems for compliance with approved plans and State Codes. They approve Licenses to operate mechanical equipment.
  - **Electrical** inspects new construction, alterations, and renovations of electrical, signaling and fire alarm systems. They issue electrical contractor, journey worker, master electrician, fire alarm technician and sign specialist licenses, and coordinate the Board of Electrical Examiners.
  - **Boiler** inspects all large capacity boilers and monitors compliance with “post-of-duty” safety requirements. This team enforces City and National

Board Inspection Codes. The License Examiner conducts examinations for steam and refrigeration occupational licenses.

- **Elevator** conducts inspections for all elevators, escalators, moving walks and chair-lift installations, also for National ASME Code A17.1 compliance. This team also administers examinations and issues licensing for Elevator Journey workers in Detroit.
- **Plumbing** conducts inspections of new construction, alterations, and renovations of plumbing systems to ensure they meet approved plans and Code. They register plumbing contractors and water treatment operators. Plumbing cross-connection inspections identify water systems in need of protection from contaminants, per the State Safe Drinking Water Act.
- **Dangerous Buildings Division** enforces ordinance (8-16) and State Law requiring certain actions to remedy dangerous structures. Demolition activities have been reassigned to the Demolition Department; the division continues to inspect the work. This includes response to dangerous building complaints; property ownership identification and notification; filing documents of record; presentation at “show cause” and City Council hearings; deferral and rescission request processing. It also includes Fire Insurance Escrow, wrecking and Fire Run inspections.
- **Development Resource Center (DRC)** acts as an information resource center for development projects under City Charter (Sec. 7-405, “One-Stop Service”); building application intake; mapping the development process; weather conceptual, new construction, rehabilitation and alterations; Green Storm Water; activating vacant lots for land-based ventures; or tactically preserving existing structures. This includes **Welcome Resource Center/Intake Center (WRC)** allowing customers to create accounts, upload plans and applications for review; **Electronic Plan Review (ePLANS)** for submittal of construction or site plans, through the **Plan Review Division** which ensures that developments or building projects comply with City Ordinances and Codes. Plan review verifies compliance to Zoning Ordinance, Michigan Building Code, Michigan Residential Code, Michigan Rehabilitation Code, Michigan Electrical Code, Michigan Mechanical Code, Michigan Plumbing Code, International Fuel Gas Code, City Elevator Code and Boiler Code. The division coordinates with various Agencies, and approves Building Permits, Demolition Permits, Sign Permits, Awning Permits, and Temporary Use Permits.
- **Environmental Affairs (EA)** coordinates with other governments and the community to protect Detroit’s natural resources. The City Charter requires EA to coordinate environmental protection policies, so they review and approve Environmental Site Assessment reports for all properties being acquired, Brownfields Redevelopment and Revitalization efforts under the Michigan Natural Resources and Environmental Protection Act (PA451 of 1994), funding for cleanup of contaminated sites; and enforcement of Chapter 42 (Solid Waste, and Illegal Dumping) and Chapter 8 (Property Maintenance) through Environmental

Enforcement. This unit develops and monitors Host Community Agreements (HCA) per the Wayne County Solid Waste Management Plan.

- **Licenses and Permitting Division** includes the **Business License unit**, which educates and enforces compliance of City Codes for regulated Detroit businesses, and the **Permits unit** which assists contractors and homeowners to obtain the necessary permits for businesses or homes. When a customer is purchasing property, this unit provides the application necessary to schedule an inspection. This division assists businesses to achieve compliance and issues misdemeanor violations to non-compliant business operators. It coordinates Show Cause Hearings to determine if a license should be denied, suspended, or revoked in accordance with city code; and assures Special Events operate as indicated.
- **One-Stop Virtual Permitting** consolidates development-related reviews, approvals, and permit issuance in one location and provides a Permitting Wizard to navigate through the required Zoning, Permitting, Fees, and Licensing.
- **Property Maintenance Division (PMD)** inspects rental residential and commercial structures to encourage neighborhood stabilization by addressing blight, safety and welfare. It corrects noncompliant properties, and if tenant relocation is necessary (re: no heat, water or electricity), PMD works to find temporary living arrangements. This includes Residential Inspections, Pre-sale Inspection, Commercial Inspections, Issuance of violations and enforcement at 36<sup>th</sup> District Court and the Department of Appeals and Hearings and Compliance Agreements.
- **Zoning Division** is the designated Zoning Administrator for the City (per City Charter Sec.7-401), coordinating all applications for permits, grants, variances, waivers or exceptions. This includes providing zoning assistance, interpretation and verification; facilitating zoning review prior to the establishment of new uses; performing Site Plan reviews; processing zoning variances for the Board of Zoning Appeals and special land use hearings for conditional, controlled and regulated land uses. This Division conducts Hearings for Medical Marihuana and works on zoning ordinance revisions.

## Goals, Strategic Priorities and Related City Outcomes

Goals / Strategic Priorities	Timeframe	Related City Outcome
1. Ensure structures in the city meet or exceed minimum standards by enforcing compliance with construction and zoning codes and related Federal, State, or local laws	July 2024 – June 2025	Safer Neighborhoods
2. Improve responsiveness and efficiency to assist developers, customers, and the community	July 2024 – June 2025	Economic Equity & Opportunity
3. Improve the stability and safety of neighborhoods by enforcing the property maintenance and zoning codes, Special Land Use conditions and other ordinances	July 2024 – June 2025	Safer Neighborhoods
4. Assist in the reduction of blighted, vacant, or dangerous structures within the city of Detroit	July 2024 – June 2025	Safer Neighborhoods
5. Enforce compliance of local businesses with Federal, State, and local laws, in order to promote a healthy local economy	July 2024 – June 2025	Economic Equity & Opportunity
6. Foster legislative and regulatory initiatives that help the city meet its environmental objectives	July 2024 – June 2025	Vibrant & Beautiful City
7. Manage the department in a cost-effective and responsible manner	July 2024 – June 2025	Efficient & Innovative Operations

## Budget by Service

Services	FY 2025 Adopted	FY 2025 Adopted FTE
Admin / Overhead	\$8,674,501	20.00
Business Licenses	\$834,099	13.00
Construction Inspections	\$10,738,858	111.00
Dangerous Buildings Office	\$1,790,827	23.00
Environmental Affairs	\$649,729	8.00
Environmental Enforcement	\$2,530,504	41.00
Permits	\$316,576	6.00
Plan Review	\$2,164,360	23.00
Property Maintenance Bureau	\$8,754,795	106.00
Zoning Review	\$579,776	7.00
<b>Total:</b>	<b>\$37,034,025</b>	<b>358.00</b>

## Metrics and Data

Metrics	Data	Related Goal #
% Increase in the CoC's issued	10%	3
Investigations completed as a % of complaints received	To Be Collected	3
% of 1st Round Plan Reviews < 20 days	90%	2
Decision Letters issued < 30 days	To Be Collected	2
% of Responds to Improve Detroit-Complaint in > 10 Days	80%	6

### Operating Budget Highlights

Initiative	FY 2025 Adopted	FY 2025 Adopted FTE
Environmental Enforcement program shift from Solid Waste Fund to General Fund in FY25	\$2,530,504	41.00
Additional Building Inspectors	\$189,820	2

### Departmental Financial Information

	General Fund	Non-General Funds	Capital Fund	Blight Fund	Total Funds
Revenues	\$ 2,476,000	\$ 33,019,693	\$ -	\$ -	\$ 35,495,693
Expenditures	\$ 4,014,332	\$ 33,019,693	\$ -	\$ -	\$ 37,034,025
<b>Net Tax Cost</b>	<b>\$ 1,538,332</b>	<b>\$ -</b>	<b>\$ -</b>	<b>\$ -</b>	<b>\$ 1,538,332</b>
<b>Positions (by FTE)</b>	<b>62.00</b>	<b>296.00</b>	<b>-</b>	<b>-</b>	<b>358.00</b>

**City of Detroit**  
Fiscal Year 2024-2025 Budget

**Department 13 - Buildings, Safety, Engineering, & Environmental Department  
General Fund Budget**

Appropriation Cost Center	Full-Time Equivalent	Budgeted Amount
<b>26130 - BSEED Environmental Protection</b>	<b>49.00</b>	<b>\$ 3,180,233</b>
130370 - Environmental Affairs	8.00	\$ 649,729
130372 - Environmental Enforcement	41.00	\$ 2,530,504
<b>27130 - BSEED - Business License Center</b>	<b>13.00</b>	<b>\$ 834,099</b>
130365 - Business License Center	13.00	\$ 834,099
<b>General Fund Total</b>	<b>62.00</b>	<b>\$ 4,014,332</b>



**City of Detroit**  
Fiscal Year 2024-2025 Budget

**Department 13 - Buildings, Safety, Engineering, & Environmental Department**  
**Non-General Funds Budget**

Appropriation Cost Center	Full-Time Equivalent	Budgeted Amount
<b>25130 - BSEED Safe Buildings</b>	<b>147.00</b>	<b>\$ 12,271,667</b>
130320 - Property Maintenance Enforcement	106.00	\$ 8,820,395
130321 - Dangerous Building Administration	23.00	\$ 1,738,827
130345 - BSEED Housing Inspections	18.00	\$ 1,712,445
<b>27131 - BSEED Development Support</b>	<b>129.00</b>	<b>\$ 12,073,525</b>
130340 - BSEED Mechanical	62.00	\$ 5,995,412
130346 - BSEED Buildings	31.00	\$ 3,016,501
130347 - BSEED Zoning	7.00	\$ 580,676
130375 - BSEED Permits	6.00	\$ 316,576
130376 - Plan Review	15.00	\$ 1,573,270
130377 - Development Resource Center - One Stop Shop Plan Review	8.00	\$ 591,090
<b>29130 - BSEED - Administration</b>	<b>20.00</b>	<b>\$ 8,674,501</b>
130310 - BSEED Administration	20.00	\$ 8,674,501
<b>Non-General Fund Total</b>	<b>296.00</b>	<b>\$ 33,019,693</b>

# Department 16: Construction & Demolition Department

## Mission

The Detroit Construction & Demolition Department (CDD) works with City Administration, City Council, fellow City departments and agencies, residents, and other key stakeholders to promote the health, safety, and quality of life of Detroit residents through the elimination or stabilization of blighted structures. The team:

- Identifies and strategically prioritizes demolition and stabilization targets;
- Selects contractors to perform services on behalf of the City;
- Oversees all necessary due diligence, including the survey and inspection of sites for hazardous or regulated materials;
- Oversees demolition activities, including the abatement of hazardous and regulated materials and backfill and grading of properties;
- Oversees stabilization services, including the removal and disposal of debris on publicly-owned properties with the potential for rehabilitation;
- Performs the board-up and securing of vacant and open residential structures.

Effective FY 2023-2024, the Department also manages and maintains City facilities and manages capital improvements to City facilities. The team:

- Establishes and executes regular maintenance activities;
- Promptly responds to necessary repairs;
- Oversees contractors who perform maintenance and repairs;
- Identifies and plans for significant or substantial improvements to City facilities;
- Oversees contractors who renovate, rehabilitate, improve, or construct City facilities

## Operating Programs and Services

- **Administration Division** sets policy and protocols for the Department, works with the OCFO to prepare the budget, allocates resources for the Department, and works with the different divisions to efficiently execute the Department's goals and objectives.
- **Environmental Due Diligence Division** oversees environmental due diligence for the Demolition Program and (as needed) capital projects. The team will work with state and local departments, agencies, and stakeholders to identify and conduct environmental due diligence prior to and during abatement and construction or demolition.
- **Compliance Division** monitors and inspects the work of City contractors to ensure compliance with the Scope of Services, reviews data and documentation provided by City contractors to ensure compliance with the Department's policies and protocols, and administers the Department's disciplinary program.
- **Capital Management Division** works with City administration, City Council, fellow City departments and agencies, residents, and other key stakeholders to identify and plan for substantial or significant improvements to City facilities. The team also oversees the contractors who renovate, rehabilitate, improve, or construct City facilities.

- **Facilities Management Division** establishes and executes regular maintenance activities at City facilities and promptly responds to needed repairs. The team also oversees contractors who perform maintenance and repair services at City facilities.
- **Emergency Demolition Program** manages the emergency demolition of severely dilapidated structures. The team will work with relevant departments, agencies, and stakeholders to efficiently eliminate imminent threats to public health and safety.
- **Proposal N Bond Demolition Program** manages the pre-demolition due diligence, abatement, and demolition of blighted residential structures.
- **Proposal N Bond Stabilization Program** manages the stabilization of publicly owned residential structures with the potential for rehabilitation.
- **ARPA Demolition Program** manages the pre-demolition due diligence, abatement, and demolition of blighted commercial structures.

## Goals, Strategic Priorities and Related City Outcomes

Goals / Strategic Priorities	Timeframe	Related City Outcome
1. Coordinate with all relevant City departments and agencies to create the most efficient strategy for and identification of demolition targets	July 2024 - June 2025	Safer Neighborhoods
2. Demolish 400 structures per month on average	July 2024 - June 2026	Safer Neighborhoods
3. Board up 200 structures per month on average	July 2024 - June 2027	Safer Neighborhoods
4. Bring City facilities to a state of good repair	July 2024 - June 2028	Efficient & Innovative Operations

## Budget By Service

Services	FY 2025 Adopted	FY 2025 Adopted FTE
Administration	\$719,009	2.00
Commercial Demolition	\$3,518,669	-
Facilities Management	\$14,790,321	60.00
Residential Demolition	\$7,754,366	-
Vacant Building Conservation	\$3,109,699	21.00
<b>Total:</b>	<b>\$21,464,486</b>	<b>83.00</b>

## Metrics and Data

Metrics	Data	Related Goal #
Commercial Structures Demolished	108	1
Residential Structures Demolished	6,145	1
Residential Structures Boarded Up & Cleaned Out	5,611	2

## Operating Budget Highlights

Initiative	FY 2025 Adopted	FY 2025 Adopted FTE
Facility Management for DDoT	\$2,871,297	4.00
Emergency Maintenance & Repair Capacity (one-time)	\$2,974,760	-

## Departmental Financial Information

	General Fund	Non-General Funds	Capital Fund	Blight Fund	Total Funds
Revenues	\$ 2,871,297	\$ -	\$ -	\$ -	\$ 2,871,297
Expenditures	\$ 14,790,321	\$ -	\$ 2,000,000	\$ 15,101,743	\$ 31,892,064
<b>Net Tax Cost</b>	<b>\$ 11,919,024</b>	<b>\$ -</b>	<b>\$ 2,000,000</b>	<b>\$ 15,101,743</b>	<b>\$ 29,020,767</b>

<b>Positions (by FTE)</b>	<b>60.00</b>	<b>76.00</b>	<b>-</b>	<b>23.00</b>	<b>159.00</b>
---------------------------	--------------	--------------	----------	--------------	---------------

**City of Detroit**  
Fiscal Year 2024-2025 Budget

**Department 16 - Construction & Demolition Department**  
**General Fund Budget**

<b>Appropriation Cost Center</b>	<b>Full-Time Equivalent</b>	<b>Budgeted Amount</b>
<b>29160 - CDD Shared Services</b>	<b>60.00</b>	<b>\$ 14,790,321</b>
160070 - Construction & Facilities Management	56.00	\$ 11,919,024
160080 - DDoT Facilities Management	4.00	\$ 2,871,297
<b>General Fund Total</b>	<b>60.00</b>	<b>\$ 14,790,321</b>

**City of Detroit**  
Fiscal Year 2024-2025 Budget

**Department 16 - Construction & Demolition Department**  
**Non-General Funds Budget**

<b>Appropriation Cost Center</b>	<b>Full-Time Equivalent</b>	<b>Budgeted Amount</b>
<b>21003 - Neighborhood Improvement Bonds</b>	<b>76.00</b>	<b>\$ -</b>
160010 - Construction & Demolition Administration	18.00	\$ -
160040 - Demolition Environmental	11.00	\$ -
160050 - Demolition Compliance	47.00	\$ -
<b>Non-General Fund Total</b>	<b>76.00</b>	<b>\$ -</b>

**City of Detroit**  
Fiscal Year 2024-2025 Budget

**Department 16 - Construction & Demolition Department**  
**Capital Fund Budget**

<b>Appropriation Cost Center</b>	<b>Full-Time Equivalent</b>	<b>Budgeted Amount</b>
<b>20507 - CoD Capital Projects</b>	-	\$ 2,000,000
160070 - Construction & Facilities Management	-	\$ 2,000,000
<b>Capital Fund Total</b>	-	<b>\$ 2,000,000</b>



**City of Detroit**  
Fiscal Year 2024-2025 Budget

**Department 16 - Construction & Demolition Department  
Blight Fund Budget**

Appropriation Cost Center	Full-Time Equivalent	Budgeted Amount
<b>21200 - Detroit Demolition</b>	<b>23.00</b>	<b>\$ 15,101,743</b>
160010 - Construction & Demolition Administration	2.00	\$ 724,009
160020 - Residential Demolition	-	\$ 12,743,035
160040 - Demolition Environmental	2.00	\$ 260,881
160050 - Demolition Compliance	19.00	\$ 1,373,818
<b>Blight Fund Total</b>	<b>23.00</b>	<b>\$ 15,101,743</b>

## Department 18: Debt Service & Legacy Pension

### Mission

Overseen by the Office of the Chief Financial Officer, the Debt Service & Legacy Pension section includes revenues and expenditures to support certain long-term obligations of the City of Detroit, including bonded debt and the unfunded actuarial accrued liability for pension benefits earned prior to July 1, 2014, which were modified, closed, and frozen per the bankruptcy Plan of Adjustment (the “legacy pension”). The legacy pension obligations are also referred to as “Component II” of the General Retirement System and the Police and Fire Retirement System. Funding for the employer contributions to the hybrid pension plans (“Component I”) for current active employees appears in their respective departments’ budgets in Employee Benefits.

Bonded debt includes both unlimited tax general obligation (UTGO) and limited tax general obligation (LTGO) bonds. UTGO bonds are authorized by the voters and repaid from the City’s debt millage. They support capital improvement projects throughout Detroit. LTGO bonds are primarily repaid from the City’s General Fund revenues. They supported settlements with creditors and reinvestment projects after the City’s bankruptcy. Debt service paid from special revenue and enterprise funds appears in their respective departments’ budgets, including the Departments of Public Works, Transportation, Housing and Revitalization, and Water and Sewerage.

In FY 2025, the City will continue making actuarially determined annual required contributions for its legacy pension obligations. Per the Plan of Adjustment, the 30-year amortization period began in FY 2024. Since last year, the City has revised the amortization method to be 30-year closed level principal instead of level dollar, which is why the amount has increased \$21 million compared to the FY 2024 Adopted Budget. The FY 2025 General Fund budget includes \$169.9 million for this purpose, with \$75.2 million supported by the Retiree Protection Fund (RPF), a trust fund established and funded by the City to ensure budget stability as annual legacy pension payments resume. The RPF strategy has always been two-fold: (1) Build a pension funding resource to gradually draw down every year beginning in FY 2024, and (2) Gradually build room in the recurring City budget for annual pension contributions before FY 2024 begins. In addition to the RPF resource, the City receives \$18.7 million annually from the Foundation for Detroit’s Future and the Detroit Institute of Arts toward legacy pension obligations. This funding was part of the “Grand Bargain” during the City’s bankruptcy, and it continues through FY 2034.

## Budget Highlights

Initiative	FY 2025 Adopted	FY 2025 Adopted FTE
Legacy Pension payments with Level Principal Amortization	\$169,900,000	-
Debt Service – Installment Purchase Agreement for Vehicles	\$7,897,677	-
Debt Service – LTGO Solar Bonds	\$1,000,000	-
Supplemental Payments to GRS and PFRS Retirees (one-time)	\$10,000,000	-

## Departmental Financial Information

	General Fund	Non-General Funds	Capital Fund	Blight Fund	Total Funds
Revenues	\$ 93,900,000	\$ 65,952,643	\$ -	\$ -	\$ 159,852,643
Expenditures	\$ 264,283,894	\$ 65,952,643	\$ -	\$ -	\$ 330,236,537
<b>Net Tax Cost</b>	<b>\$ 170,383,894</b>	<b>\$ -</b>	<b>\$ -</b>	<b>\$ -</b>	<b>\$ 170,383,894</b>

<b>Positions (by FTE)</b>	-	-	-	-	-
---------------------------	---	---	---	---	---

**City of Detroit**  
Fiscal Year 2024-2025 Budget

**Department 18 - Debt Service & Legacy Pension  
General Fund Budget**

Appropriation Cost Center	Full-Time Equivalent	Budgeted Amount
<b>29181 - Legacy Pension Obligations</b>	-	<b>\$ 179,900,000</b>
180120 - Legacy Pension - DIA Foundations	-	\$ 18,675,000
180130 - Legacy Pension	-	\$ 151,225,000
180135 - Legacy Pension - Discretionary	-	\$ 10,000,000
<b>29353 - Debt Repayment</b>	-	<b>\$ 84,383,894</b>
180060 - Exit Financing Debt Service	-	\$ 20,978,625
180070 - B Note Debt Service	-	\$ 15,891,246
180080 - DSA Debt Service	-	\$ 37,949,249
180090 - JLA Debt Service	-	\$ 667,097
180110 - IPA Debt Service	-	\$ 7,897,677
180140 - Solar Projects Debt Service	-	\$ 1,000,000
<b>General Fund Total</b>	-	<b>\$ 264,283,894</b>

**City of Detroit**  
Fiscal Year 2024-2025 Budget

**Department 18 - Debt Service & Legacy Pension**  
**Non-General Funds Budget**

<b>Appropriation Cost Center</b>	<b>Full-Time Equivalent</b>	<b>Budgeted Amount</b>
<b>29180 - Debt Service - General Bond Redemption</b>	-	\$ 65,952,643
180010 - General Bond Redemption	-	\$ 65,952,643
<b>Non-General Fund Total</b>	-	\$ 65,952,643

# Department 19: Department of Public Works

## Mission

The Department of Public Works (DPW) provides excellence in the delivery of essential environmental and infrastructure services, thereby ensuring a safe and clean environment in a cost-effective manner.

## Operating Programs and Services

- **Administrative Division** provides overall management and efficiencies. It houses the Street Administrator, who oversees all street-funded DPW operations including Traffic Engineering and Street Maintenance Divisions and the majority of City Engineering. It accounts for State Gas and Weight Tax revenue and for State and Federal grants on a project basis.
- **Street Maintenance Division** serves 673 miles of major streets and 1,875 miles of local streets, 29 bridges, and 807 traffic signals with maintenance, including the repair of potholes, snow removal, residential street resurfacing, installation of residential speed humps, maintaining public areas underneath viaducts, and the physical facilitation of street closures. This activity provides for the management, construction, and maintenance of streets, bridges, traffic signals, traffic control signs, pavement markings, and non-motorized improvements.
- **City Engineering Division** designs, surveys, engineers and inspects roads and bridge improvements on the public right-of-way. This division manages all major road and bridge construction projects, including paving and streetscape enhancement projects. Plan and petition review services on behalf of planned construction projects ensure compliance with State and City construction standards.
- **Traffic Engineering Division** installs and maintains traffic control devices, pavement markings and street layouts to make the street system safe and fit for public use. It ensures safe, expeditious traffic flow through traffic control devices, signals, parking control devices, geometric improvements and pavement markings.
- **The Traffic Sign Shop** fabricates, repairs, and maintains traffic control and street name signs. Activities include evaluating and planning requests for changes in the street system and interfacing with external agencies such as the Federal Highway Administration, Michigan Department of Transportation and Wayne County Road Commission to coordinate highway planning.

**Public Act 48**, the Metropolitan Extension Telecommunication Rights-of-Way Oversight Act (METRO), is designed to accelerate the deployment of high-speed broadband internet connections throughout the State. The State assesses fees on telecommunication providers that use the public rights-of-way. Revenues collected can be appropriated and used for rights-of-way related purposes.

- **Solid Waste Division** provides for collection and disposal of waste generated by residential homes and commercial establishments, engaging accepted industry standards to collect, process and dispose of refuse, yard waste and recyclable material. Services include scheduled weekly and bi-weekly collections of refuse, bulk, yard waste and recyclables performed by contractual waste haulers; disposal or processing activities for each; annual inspections of commercial businesses; commercial refuse collection; and residential street sweeping. Solid Waste enforcement activities are performed by the Building, Safety Engineering and Environmental Department in coordination.
- **Greater Detroit Resource Recovery Authority** is a public body corporate created under Michigan Public Act 179 (1947). The GDRRA Board of Directors was established in 1984 to provide efficient, environmentally responsible waste disposal service to the residential, commercial, industrial sectors of Detroit as part of a total post-collection system including transportation, recycling, and disposal.

**Goals, Strategic Priorities and Related City Outcomes**

Goals / Strategic Priorities	Timeframe	Related City Outcome
1. Provide municipal solid waste management in an efficient and environmentally responsible manner	July 2024 – June 2028	Vibrant & Beautiful City
2. Provide high quality, cost-effective maintenance of City assets in our public rights-of-way	July 2024 – June 2028	Vibrant & Beautiful City
3. Provide cost-effective and timely design and construction engineering services to our customers	July 2024 – June 2028	Safer Neighborhoods
4. Provide quality, cost effective and timely services in the city’s right-of-way for safe and expeditious traffic flow	July 2024 – June 2028	Safer Neighborhoods

## Budget By Service

Services	FY 2025 Adopted	FY 2025 Adopted FTE
Admin / Overhead	\$ 9,551,694	9.00
Engineering & planning	\$ 11,257,591	119.5
Inspections & permitting	\$ 1,641,526	16.25
Metro Fund sidewalk repairs	\$ 3,326,771	-
Snow & ice removal	\$ 3,420,000	-
Solid waste & refuse collection	\$ 50,716,313	136.50
Street repair, resurfacing, & reconstruction	\$ 60,475,984	173.75
Traffic signals, signs, & control devices	\$ 7,281,614	41.00
Waste disposal (Greater Detroit Resource Recovery Authority)	\$ 12,521,321	4.00
<b>Total:</b>	<b>\$ 160,192,814</b>	<b>500.00</b>

## Metrics and Data

Metrics	Data	Related Goal #
# of right-of-way permits issued annually	To be collected	2
# of miles resurfaced annually (residential and local streets)	To be collected	2
# of miles resurfaced annually (major roads)	To be collected	2
# of sidewalk flags replaced annually	To be collected	2
# of residential households serviced weekly for solid waste collection	To be collected	1
Total annual tons of waste disposed	To be collected	1
# of residential households participating in recycling collection	To be collected	1
# of annual illegal dumping sites cleared	To be collected	1
# of asphalt speed humps and rubber speed cushions installed annually	To be collected	4
# of total signals and intersections	To be collected	4
# of traffic signal cameras	To be collected	4

## Operating Budget Highlights

Initiative	FY 2025 Adopted	FY 2025 Adopted FTE
Expansion of Trash & Recycling Services for City Residents	\$12,000,000	-

## Departmental Financial Information

	General Fund	Non-General Funds	Capital Fund	Blight Fund	Total Funds
Revenues	\$ 5,236,000	\$ 177,093,550	\$ -	\$ -	\$ 182,419,550
Expenditures	\$ 3,045,390	\$ 157,147,424	\$ -	\$ -	\$ 160,192,814
<b>Net Tax Cost</b>	<b>\$ (2,190,610)</b>	<b>\$ (19,946,126)</b>	<b>\$ -</b>	<b>\$ -</b>	<b>\$ (22,226,736)</b>

<b>Positions (by FTE)</b>	<b>25.25</b>	<b>474.75</b>	<b>-</b>	<b>-</b>	<b>500.00</b>
---------------------------	--------------	---------------	----------	----------	---------------



**City of Detroit**  
Fiscal Year 2024-2025 Budget

**Department 19 - Department of Public Works  
General Fund Budget**

<b>Appropriation Cost Center</b>	<b>Full-Time Equivalent</b>	<b>Budgeted Amount</b>
<b>27190 - Development Support - Street Design</b>	<b>16.25</b>	<b>\$ 1,641,526</b>
191701 - General Inspection	16.25	\$ 1,641,526
<b>29190 - DPW Administration</b>	<b>9.00</b>	<b>\$ 1,403,864</b>
190100 - Public Works Administration	9.00	\$ 1,403,864
<b>General Fund Total</b>	<b>25.25</b>	<b>\$ 3,045,390</b>

**City of Detroit**  
Fiscal Year 2024-2025 Budget

**Department 19 - Department of Public Works  
Non-General Funds Budget**

Appropriation Cost Center	Full-Time Equivalent	Budgeted Amount
<b>04189 - Major Street Fund Capital</b>	-	\$ 22,856,668
193850 - Street Fund Capital	-	\$ 22,856,668
<b>20453 - DPW Major Street Improvement Bond 2017</b>	-	\$ 13,615,549
193337 - Major Street Bond Capital Projects	-	\$ 13,615,549
<b>21205 - FY24 Highway Research &amp; Planning TOC Mngmt Grant</b>	-	\$ 750,000
191111 - Grants - Department of Public Works	-	\$ 750,000
<b>21295 - Smart Detroit Modes Federal Grant</b>	1.00	\$ -
191111 - Grants - Department of Public Works	1.00	\$ -
<b>25190 - Streets &amp; Rights of Way Management</b>	333.25	\$ 53,360,802
193821 - Lighting Signal Maintenance - PLD	-	\$ 3,762,209
193822 - DPW Street Maintenance	172.75	\$ 23,253,767
193825 - Transportation Planning	32.00	\$ 3,818,042
193826 - Transportation - Signs & Markings	41.00	\$ 3,519,405
193830 - City Engineers	87.50	\$ 7,439,549
193832 - DPW Snow & Ice Removal	-	\$ 3,420,000
193840 - Administrative Charges	-	\$ 8,147,830
<b>26190 - Solid Waste Collection</b>	136.50	\$ 50,716,313
190410 - Solid Waste Management	136.50	\$ 50,716,313
<b>26192 - Solid Waste Disposal Costs</b>	4.00	\$ 12,521,321
190422 - Greater Detroit Resource Recovery Authority (GDRRA)	4.00	\$ 12,521,321
<b>27191 - Telecommunications on Rights of Way</b>	-	\$ 3,326,771
194000 - Public Act 48 of 2002	-	\$ 3,326,771
<b>Non-General Fund Total</b>	<b>474.75</b>	<b>\$ 157,147,424</b>

# Department 20: Department of Transportation

## Mission

The Detroit Department of Transportation (DDOT) provides public transit services that are reliable, clean, customer-focused, safe, and secure. Fixed route bus service throughout the City of Detroit, and to parts of neighboring communities, helps to ensure that Detroiters, employees, and visitors can safely and reliably travel and make connections to the larger region. Complementary ADA paratransit services are provided for the elderly and people with disabilities through DDOT Paratransit.

DDOT is the largest public transit provider in Michigan and prides itself on providing reliable, clean, safe, and efficient service to an average of 25,000 riders daily. For routes and fare information, visit [ridedetroittransit.com](http://ridedetroittransit.com). DDOT's Main Office is at 100 Mack Ave. Two bus operating facilities, Shoemaker, and Gilbert, serve as bus terminal operations for bus repair work. A third bus operating facility, Coolidge, is in the demolition phase, with construction to begin in early 2024. DDOT, also, maintains the daily operation of the Rosa Parks Transit Center, which is a passenger facility, serving over 5,000 customers a day. In the Spring of 2024, DDOT anticipates opening the new State Fair Transit Center.

## Operating Programs and Services

- **Fixed Route Bus Services** is the primary mode of public transportation for all residents and visitors to the City of Detroit. Comprised of 37 routes making up the local service network mostly operating seven days a week.
- **Paratransit** service is complementary to the fixed route system for all residents and visitors meeting the eligibility requirements of the Americans with Disabilities Act (ADA).
- **Planning** manages service network planning and any associated staffing, technology, facility, fleet, and other infrastructure needed to support City transportation goals.
- **Administration** oversees strategic planning for future operations; provides inventory, personnel, security, and management information; and maintains compliance with Federal and State guidelines and regulations.
- **Plant Maintenance** recommends, upkeeps, and upgrades equipment, buildings, and properties.
- **Vehicle Maintenance** provides safe, clean, reliable buses, and support vehicles for use in daily public service.
- **Customer service** provides exemplary customer service, ensuring seamless transit experiences through proactive communication, efficiency, and a commitment to meeting the needs of our community.
- **Safety** is committed to delivering reliable, focused, and safe public transit services.

## Goals, Strategic Priorities and Related City Outcomes

Goals / Strategic Priorities	Timeframe	Related City Outcome
1. Deliver predictable, reliable, and customer-focused transit service to maintain and increase ridership	July 2023 – July 2028	Efficient & Innovative Operations
2. Continue recruitment efforts focused on retaining 510 operators and foster a workplace that promotes teamwork and collaboration	July 2023 – July 2024	Efficient & Innovative Operations
3. Ensure reliable delivery of Paratransit Service to the ADA community	July 2023 – July 2028	Efficient & Innovative Operations
4. Maintain safe conditions for operators and riders on the road	July 2023 – July 2028	Efficient & Innovative Operations
5. Ensure efficient and effective delivery of transit service	July 2023 – July 2028	Economic Equity & Opportunity
6. Provide quality service that is customer focused	July 2023 – July 2026	Efficient & Innovative Operations
7. Enhance maintenance	July 2023 – July 2028	Efficient & Innovative Operations
8. Continue ARPA replacement project implementation	July 2023 – July 2028	Efficient & Innovative Operations
9. Implement a fleet plan that incorporates low-to-no emission vehicles	July 2023 – July 2050	Vibrant & Beautiful City
10. Complete <i>DDOT Reimagined</i> and begin implementation phase	July 2023 – July 2028	Efficient & Innovative Operations

## Budget By Service

Services	FY 2025 Adopted	FY 2025 Adopted FTE
Administration <sup>1</sup>	\$43,787,731	23.00
Customer Service	\$696,417	13.00
Detroit Transportation Corporation (People Mover)	\$6,500,000	-
Fixed Route Bus Services	\$50,317,719	698.00
Insurance	\$12,000,000	-
Maintenance	\$48,758,420	232.00
Paratransit	\$15,547,895	40.00
Planning	\$4,235,191	33.00
Safety	\$7,378,782	44.00
<b>Total:</b>	<b>\$189,222,155</b>	<b>1,083.00</b>

<sup>1</sup> Associated funding includes \$29,163,410 for legacy pension obligations and debt service.

## Metrics and Data

Metrics	Data	Related Goal #
Customer Service Complaints	To be collected	6
Preventable Accident Rate	To be collected	4
Pullout %	72% (June 2023 – January 2024)	1
On-Time Performance (Paratransit)	99% (Q4 2023)	3
Revenue Service Vehicle Availability	To be collected	7
Service Revenue Miles	To be collected	5
TEO Headcount	401 TEOs (February 2023)	2

## Operating Budget Highlights

Initiative	FY 2025 Adopted	FY 2025 Adopted FTE
Wage Increase for Transportation Equipment Operators (TEOs)	\$5,376,130	-
DDOT Service Expansion	\$6,535,762	138.0
Mobility Innovation Research and Strategy	\$224,612	2.0
Insurance Cost Escalation	\$997,039	-
Expansion of Wheelchair Accessibility at Bus Stops	\$150,000	-
TEO Training in Diversity and Sensitivity for Disabled Riders	\$205,000	-

## Departmental Financial Information

	General Fund	Non-General Funds	Capital Fund	Blight Fund	Total Funds
Revenues	\$ -	\$ 189,222,155	\$ -	\$ -	\$ 189,222,155
Expenditures	\$ -	\$ 189,222,155	\$ -	\$ -	\$ 189,222,155
<b>Net Tax Cost</b>	<b>\$ -</b>	<b>\$ -</b>	<b>\$ -</b>	<b>\$ -</b>	<b>\$ -</b>

<b>Positions (by FTE)</b>	<b>-</b>	<b>1,083.00</b>	<b>-</b>	<b>-</b>	<b>1,083.00</b>
---------------------------	----------	-----------------	----------	----------	-----------------

**City of Detroit**  
Fiscal Year 2024-2025 Budget

**Department 20 - Detroit Department of Transportation  
Non-General Funds Budget**

Appropriation Cost Center	Full-Time Equivalent	Budgeted Amount
<b>10330 - DDOT Capital Grants Federal State</b>	-	\$ 17,000,000
208259 - DDoT Preventive Maintenance	-	\$ 17,000,000
<b>20572 - DDOT SEMCOG Grant</b>	-	\$ 314,304
201111 - DDoT Grants	-	\$ 314,304
<b>27200 - Rider Services</b>	<b>970.00</b>	<b>\$ 104,345,010</b>
200170 - DDoT Building Maintenance	9.00	\$ 11,487,744
200280 - DDoT Vehicle Maintenance	205.00	\$ 15,551,449
200290 - DDoT Materials Management	18.00	\$ 4,719,227
200300 - DDoT Vehicle Operation	698.00	\$ 50,538,695
200310 - DDoT ADA Transportation Services	40.00	\$ 15,547,895
200370 - DDoT Operations Support - DTC	-	\$ 6,500,000
<b>29200 - DDOT Administration</b>	<b>67.00</b>	<b>\$ 21,361,250</b>
200010 - DDoT Administration	17.00	\$ 4,463,449
200020 - DDoT Compliance	6.00	\$ 727,680
200090 - DDoT Finance	-	\$ 8,791,339
200230 - DDOT Safety Department	44.00	\$ 7,378,782
<b>29201 - DDOT Planning</b>	<b>46.00</b>	<b>\$ 5,038,181</b>
200011 - DDoT Strategic Planning Division	19.00	\$ 1,815,029
200030 - DDoT Marketing	6.00	\$ 910,998
200040 - DDoT Mobility Innovation	8.00	\$ 1,078,039
200070 - DDoT Management Information Services	-	\$ 521,228
200110 - DDoT Customer Programs & Communications	13.00	\$ 712,887
<b>29202 - DDOT - Claims Fund (Insurance Premium)</b>	-	<b>\$ 12,000,000</b>
200160 - DDoT Claims Fund	-	\$ 12,000,000
<b>29203 - DDOT Legacy Liabilities</b>	-	<b>\$ 29,163,410</b>
200010 - DDoT Administration	-	\$ 29,163,410
<b>Non-General Fund Total</b>	<b>1,083.00</b>	<b>\$ 189,222,155</b>



# Department 23: Office of the Chief Financial Officer

## Mission

The Office of the Chief Financial Officer (OCFO) is the City's centralized financial management operation, which is directed by State law to supervise all City financial and budget activities. The OCFO enables the City to make investments that improve quality of life for Detroiters by providing sound business advice and the financial infrastructure that ensures fiscal stability.

## Operating Programs and Services

- **CFO's Office** executes the CFO's vision and strategy to improve the OCFO's administrative functions and improve efficiency and effectiveness across government. The CFO's Office supervises and coordinates divisional operations and their functions.
- **Office of the Assessor** locates, identifies, and values—at current market conditions—all real and tangible personal property in the city of Detroit for the purposes of levying the tax lawfully imposed and to warrant said levy to the Treasurer of the City of Detroit for collection.
- **Office of Budget** provides budget management, planning, and analysis services to advance the City's goals and ensure fiscal stability. It oversees all aspects of the City's annual budget and four-year financial plan, including revenue forecasting and economic analysis, development of the Mayor's proposed budget, presentation and negotiation of the budget with the City Council, implementation of the budget after adoption, establishing and enforcing budgetary and position controls, and monitoring the budget to ensure continued fiscal balance.
- **Office of Contracting & Procurement** supports the strategic contracting and procurement of materials, equipment and services that are essential to providing governmental services. Services provided support the operations of the City departments with staff dedicated to providing efficient and responsive services, in full compliance with legal requirements, while upholding the highest ethical and professional standards.
- **Office of the Controller** establishes, maintains and enforces City accounting policies, practices, and procedures. The Office is responsible for ensuring the City meets financial reporting requirements and is accountable for financial system controls. This includes risk management, grant audit and compliance.
- **Office of Departmental Financial Services** serves as a strategic financial partner to City agencies and assures effective management and financial integrity of agency operations by developing, implementing and monitoring plans, policies and systems. Areas of focus include budget administration, program analysis/evaluation, finance, accounting, internal controls, financial systems, grants management, strategic

- planning, and performance metrics.
- **Office of Development & Grants** identifies and acquires public and private resources that match City of Detroit priorities, as well as oversees, coordinates, and administers grants for the City of Detroit by establishing processes that support end-to-end grants management activities consistent with federal, state and local requirements, thereby, achieving the greatest use and accountability of grant dollars.
- **Office of the Treasury** effectively, timely and accurately collects and records all taxes, special assessments, fees and other monies received; acts as the custodian of all funds and City assets; and disburses all funds as authorized. The Office also issues and manages general fund debt obligations and provides and manages low-cost debt financing of large-scale, long-term capital projects and improvements. The Treasurer is responsible for investments.

### Goals, Strategic Priorities and Related City Outcomes

Goals / Strategic Priorities	Timeframe	Related City Outcome
1. Deliver efficient and effective financial management to improve the quality of life for Detroiters	July 2024 - June 2028	Efficient & Innovative Operations
2. Maximize revenue and protect against financial exposure	July 2024 - June 2028	Efficient & Innovative Operations
3. Improve communications, trust, and transparency with our stakeholders	July 2024 - June 2028	Efficient & Innovative Operations
4. Continuously improve and build high-performing, inquisitive, and innovative teams	July 2024 - June 2028	Efficient & Innovative Operations

### Budget By Service

Services	FY 2025 Adopted	FY 2025 Adopted FTE
Accounting and Internal Controls	\$7,188,375	52.00
Administration	\$2,836,280	13.00
Budget Planning and Management	\$3,514,231	23.00
Department Financial Services	\$13,303,950	129.00
Grants Management and Fund Development	\$3,492,479	31.00
Procurement Services	\$5,599,945	45.00
Property Assessment	\$9,654,902	73.00
Revenue Management	\$20,205,716	61.00
<b>Total:</b>	<b>\$65,795,878</b>	<b>427.0</b>

### Metrics and Data

Metrics	Data	Related Goal #
Annual Financial Audit Opinion	Unmodified opinion for FY23	1
Annual General Fund Revenue Growth	5.8% for FY23 vs. FY22	2
Rainy Day Fund % of recurring General Fund budget	11% ending FY23 based on FY24 adopted budget	2
Bond Credit Rating	Baa2/BBB as of April 2024	3



## Operating Budget Highlights

Initiative	FY 2025 Adopted	FY 2025 Adopted FTE
Increased support for mailings associated with HOPE applications and Property Tax Reform Ordinance updates	\$350,000	-
Property Assessment and Tax Administration Improvements (one-time)	\$1,229,023	3.0
Increased support for printing and mailing associated with income taxes	\$150,000	-
Additional FTE for outreach and support for the Board of Review	\$150,000	1.0

## Departmental Financial Information

	General Fund	Non-General Funds	Capital Fund	Blight Fund	Total Funds
Revenues	\$ 4,122,594	\$ -	\$ -	\$ -	\$ 4,122,594
Expenditures	\$ 63,935,564	\$ -	\$ -	\$ 1,860,314	\$ 65,795,878
<b>Net Tax Cost</b>	<b>\$ 59,812,970</b>	<b>\$ -</b>	<b>\$ -</b>	<b>\$ 1,860,314</b>	<b>\$ 61,673,284</b>

<b>Positions (by FTE)</b>	<b>409.00</b>	<b>-</b>	<b>-</b>	<b>18.00</b>	<b>427.00</b>
---------------------------	---------------	----------	----------	--------------	---------------

**City of Detroit**  
Fiscal Year 2024-2025 Budget

**Department 23 - Office of the Chief Financial Officer**  
**General Fund Budget**

Appropriation Cost Center	Full-Time Equivalent	Budgeted Amount
<b>29230 - OCFO Administration</b>	<b>13.00</b>	<b>\$ 2,099,054</b>
230010 - OCFO Administration	13.00	\$ 2,099,054
<b>29231 - Resource Planning</b>	<b>144.00</b>	<b>\$ 16,818,181</b>
230133 - Grant Accounting	15.00	\$ 1,717,548
230137 - Office of Budget	23.00	\$ 3,514,231
230201 - ODFS - Public Safety Police	12.00	\$ 1,376,753
230202 - ODFS - Public Infrastructure	18.00	\$ 1,700,320
230203 - ODFS - Neighborhood, Community, & Econ Dev	23.00	\$ 2,273,559
230204 - ODFS - Government Operations	10.00	\$ 1,200,061
230205 - ODFS - Legislative Operations	13.00	\$ 1,367,927
230208 - ODFS - Administration	9.00	\$ 1,211,182
230209 - ODFS - Public Space	12.00	\$ 1,482,977
230211 - ODFS - Public Safety - Fire	9.00	\$ 973,623
<b>29232 - Property Valuation</b>	<b>73.00</b>	<b>\$ 9,654,902</b>
230120 - Valuation & Field Operations	40.00	\$ 6,243,505
230122 - Special Processing Division	23.00	\$ 2,365,327
230123 - GIS/Land Maintenance Division	10.00	\$ 1,046,070
<b>29233 - Contracting &amp; Procurement</b>	<b>35.00</b>	<b>\$ 4,476,857</b>
230080 - Procurement	29.00	\$ 3,740,349
230081 - Compliance & Audit Division	6.00	\$ 736,508
<b>29234 - Revenue Management</b>	<b>61.00</b>	<b>\$ 20,205,716</b>
230070 - Treasury	6.00	\$ 2,045,487
230071 - Tax Policy & Compliance	7.00	\$ 11,923,290
230072 - Property Tax Branch	8.00	\$ 927,748
230073 - Revenue Collections Branch	11.00	\$ 751,297
230074 - Detroit Taxpayer Service Center	10.00	\$ 826,131
230075 - Debt Management	3.00	\$ 399,932
230077 - Cash Management	11.00	\$ 2,828,429
230079 - Tax Accounting	5.00	\$ 503,402
<b>29235 - Accounting Controls</b>	<b>52.00</b>	<b>\$ 6,425,127</b>
230030 - Accounts Payable	6.00	\$ 549,368
230060 - Payroll Audit	23.00	\$ 2,065,563
230100 - Risk Management	1.00	\$ 196,697
230130 - General Accounting	6.00	\$ 797,251
230131 - Financial Reporting	8.00	\$ 1,618,419
230136 - Bank Reconciliation	3.00	\$ 318,135
230207 - ERP Division	5.00	\$ 879,694
<b>29236 - Fund Development and Oversight</b>	<b>31.00</b>	<b>\$ 4,255,727</b>
230135 - Office of Development and Grants	31.00	\$ 4,255,727
<b>General Fund Total</b>	<b>409.00</b>	<b>\$ 63,935,564</b>

**City of Detroit**  
Fiscal Year 2024-2025 Budget

**Department 23 - Office of the Chief Financial Officer**  
**Blight Fund Budget**

<b>Appropriation Cost Center</b>	<b>Full-Time Equivalent</b>	<b>Budgeted Amount</b>
<b>21200 - Detroit Demolition</b>	<b>18.00</b>	<b>\$ 1,860,314</b>
230080 - Procurement	9.00	\$ 1,028,452
230081 - Compliance & Audit Division	1.00	\$ 105,401
230211 - ODFS - Public Safety - Fire	8.00	\$ 726,461
<b>Blight Fund Total</b>	<b>18.00</b>	<b>\$ 1,860,314</b>

# Department 24: Detroit Fire Department

## Mission

The Detroit Fire Department's mission and purpose is to provide a safe environment for our citizens and visitors of Detroit, through public education, enforcement of fire codes, and deployment of efficient emergency response resources.

## Operating Programs and Services

- **Administration** includes Fire Administration, Legal & Labor, Apparatus and Facilities Management. It provides oversight to all facets of the Fire Department and manages resources to provide exemplary emergency services.
- **Community Relations** provides fire safety education and cardiopulmonary resuscitation (CPR) for the public. It installs Automated External Defibrillators (AED), smoke, and carbon monoxide detectors. It provides fire safety plans and education, the Detroit Public Schools Community District Apprenticeship Program and safety literature in English, Spanish, Arabic and Bengali.
- **Drone/Unmanned Aerial Vehicle (UAV)** operates, trains, and deploys to assist first responders in emergencies.
- **EMS** includes EMS Administration and EMS Field Operations; it deploys ambulances to medical emergencies for treatment and transport. The pilot Nurse Navigation Program, used when clinically appropriate, aims to match a low-acuity 911 caller to the right level of care, based on the caller's reported medical needs. It utilizes nurse and physician-approved protocols to guide callers to the right level of care.
- **Fire Dispatch/Communications** dispatches resources to over 150,000 emergencies annually.
- **Fire Investigation** investigates suspicious fire incidents and works with the Detroit Police Department to prosecute criminal cases, in accordance with National Fire Protection Association (NFPA) standards.
- **Fire Marshal** includes the Fire Prevention and Plans & Examinations sections. It enforces all laws governing fire prevention, installation and testing of protection & notification systems and provides public fire safety education.
- **Fire Operations** includes Fire Fighting Administration and Fire Fighting Operations. It deploys fire trucks to fire and medical emergencies.
- **Hazardous Material Mitigation** responds as a secondary specialty response resource to identify and mitigate potential hazardous materials encountered by primary DFD emergency response resources. HAZMAT teams do not clean up hazardous materials. Their primary duties are to rescue people trapped or injured by incidents involving hazardous materials and identify unknown substances encountered by the public or other "911" emergency first responders.

- **Training** operates out of the Regional Training Center and provides training for all new hires and continuous education for current employees and annual compliance for all employees. It also offers CPR and fire safety training for Detroit residents.

## Goals, Strategic Priorities and Related City Outcomes

Goals / Strategic Priorities	Timeframe	Related City Outcome
1. Provide the City of Detroit with Excellent Fire and Medical Response	July 2024 – June 2028	Safer Neighborhoods
2. Improve Medical Responses by Combining Fire and EMS Divisions	July 2021 – June 2025	Safer Neighborhoods
3. Provide Optimal Resources through Utilization of State-of-the-Art Equipment, Technology and Apparatus	July 2024 – June 2028	Efficient & Innovative Operations
4. Provide a Maintenance Schedule of all Assets Necessary to Fire Stations, Training Academy, Repair Shop Quartermaster Facilities and Emergency Equipment and Machinery to Provide Optimum Service to Citizens	January 2024 – January 2028	Efficient & Innovative Operations
5. Provide Better Health and Wellness Programs to all Fire Department Personnel	July 2024 – June 2028	Efficient & Innovative Operations
6. Increase Community Engagement through the Save a Life Initiative	July 2024 – June 2028	Safer Neighborhoods
7. Implementation of Community AED Program, Striving to Become a Heart Safe Community	July 2023 – June 2025	Efficient & Innovative Operations

## Budget By Service

Services	FY 2025 Adopted	FY 2025 Adopted FTE
911 Dispatch (Fire Dispatch/Communications)	\$4,421,772	28.0
Administration/Overhead	\$11,919,420	27.0
Arson Investigation	\$2,669,352	17.0
EMT Ambulance Service	\$20,062,119	93.0
Fire Marshal Enforcement	\$4,985,632	29.0
Fire Safety Education	\$763,703	5.0
Fire Suppression	\$122,188,424	1,101.0
Hazardous Material Mitigation	\$180,000	-
Port Security	\$357,000	-
<b>Total:</b>	<b>\$167,547,422</b>	<b>1,300.0</b>

## Metrics and Data

Metrics	Data	Related Goal #
Response times for EMS and Fire incidents	6 minutes (Fire) <8 minutes (EMS)	2
Response times for EMS incidents by priority	To be collected	1

## Operating Budget Highlights

Initiative	FY 2025 Adopted	FY 2025 Adopted FTE
Fire Fighter EMT-Merged Role Expansion	\$2,355,078	33.0
Fire Fighter Paramedic-Merged Role Expansion	\$682,044	11.0
EMS Private Ambulance Contract Annualization	\$1,700,000	-
EMS Division Wage Increase	\$1,200,000	-
EMS Nurse Navigation Pilot Program (One-Time)	\$600,000	1.0
Fire Safety Education Expansion – Liaison for Disabled Community	\$125,000	1.0
Fire Safety Education Expansion – Disabled Community Outreach & Support Efforts (One-Time)	\$50,000	-

## Departmental Financial Information

	General Fund	Non-General Funds	Capital Fund	Blight Fund	Total Funds
Revenues	\$ 23,464,000	\$ 2,142,000	\$ -	\$ -	\$ 25,606,000
Expenditures	\$ 165,405,422	\$ 2,142,000	\$ -	\$ -	\$ 167,547,422
<b>Net Tax Cost</b>	<b>\$ 141,941,422</b>	<b>\$ -</b>	<b>\$ -</b>	<b>\$ -</b>	<b>\$ 141,941,422</b>

<b>Positions (by FTE)</b>	<b>1,300.00</b>	<b>-</b>	<b>-</b>	<b>-</b>	<b>1,300.00</b>
---------------------------	-----------------	----------	----------	----------	-----------------

**City of Detroit**  
Fiscal Year 2024-2025 Budget

**Department 24 - Detroit Fire Department  
General Fund Budget**

Appropriation Cost Center	Full-Time Equivalent	Budgeted Amount
<b>25240 - Fire - Ordinance Enforcement</b>	<b>38.00</b>	<b>\$ 6,345,474</b>
240240 - Fire Marshal Administration	7.00	\$ 1,667,521
240250 - Fire Marshal Inspection	10.00	\$ 1,387,778
240260 - Fire Marshal Arson Investigation	17.00	\$ 2,684,515
240270 - Fire Marshal - Plan & Exam	4.00	\$ 605,660
<b>25241 - Casino Customer Response Services</b>	<b>24.00</b>	<b>\$ 4,311,387</b>
241000 - Casinos - Fire Fighting	10.00	\$ 960,568
241010 - Casinos - Fire Marshal	8.00	\$ 952,510
241015 - Casinos - EMS	6.00	\$ 2,398,309
<b>25242 - Fire Fighting and Response</b>	<b>1,163.00</b>	<b>\$ 135,977,764</b>
240191 - Fire Fighting Administration	40.00	\$ 6,807,787
240195 - Fire Fighting Operations	1,034.00	\$ 110,851,703
240205 - Fireboat Marine Operations	3.00	\$ 677,407
240320 - E.M.S. Administration	34.00	\$ 10,231,681
240340 - E.M.S. Field Operations	40.00	\$ 6,228,110
240350 - E.M.S. Training	12.00	\$ 1,181,076
<b>25243 - Safer Neighborhoods - HazMat Response</b>	<b>-</b>	<b>\$ 180,000</b>
240400 - Hazardous Material Incident Mitigation	-	\$ 180,000
<b>28240 - Fire Department Community Engagement</b>	<b>5.00</b>	<b>\$ 706,349</b>
240020 - Fire Community Relations	5.00	\$ 706,349
<b>29240 - Fire Department Administration</b>	<b>39.00</b>	<b>\$ 12,133,449</b>
240010 - Fire Department Administration	23.00	\$ 10,038,123
240020 - Fire Community Relations	-	\$ 61,077
240100 - Fire Legal & Labor	1.00	\$ 158,356
240220 - Fire Training	14.00	\$ 1,792,950
240340 - E.M.S. Field Operations	1.00	\$ 82,943
<b>29241 - Fire Services Infrastructure</b>	<b>31.00</b>	<b>\$ 5,750,999</b>
240065 - Fire Communications Administration	3.00	\$ 756,033
240075 - Fire Communications Dispatch	25.00	\$ 2,750,592
240080 - Fire Systems Support	-	\$ 922,368
240110 - Fire Apparatus Stores	3.00	\$ 1,222,006
240120 - Fire Facilities Management	-	\$ 20,000
240130 - Fire Apparatus Vehicle & Repair	-	\$ 80,000
<b>General Fund Total</b>	<b>1,300.00</b>	<b>\$ 165,405,422</b>

**City of Detroit**  
Fiscal Year 2024-2025 Budget

**Department 24 - Detroit Fire Department  
Non-General Funds Budget**

Appropriation Cost Center	Full-Time Equivalent	Budgeted Amount
<b>21233 - Port Security Grant - AFG 2023</b>	-	\$ 357,000
241111 - Fire Grants	-	\$ 357,000
<b>21234 - Fire Prevention &amp; Safety Grant - FPS 2023</b>	-	\$ 816,000
241111 - Fire Grants	-	\$ 816,000
<b>21235 - ATPA Grant 2022</b>	-	\$ 357,000
241111 - Fire Grants	-	\$ 357,000
<b>21236 - AFG - External Defibrillators 2022</b>	-	\$ 612,000
241111 - Fire Grants	-	\$ 612,000
<b>Non-General Fund Total</b>	-	\$ 2,142,000



# Department 25: Health Department

## Mission

The mission of the Detroit Health Department is to address public and population health priorities of Detroiters. The Department assumes responsibility for ensuring that essential local public health services are provided within the City to improve overall health outcomes for citizens. The Health Department is building the capacity and infrastructure necessary to address Detroit's most pressing public health challenges; establishing initiatives in unaddressed priority areas; addressing City health data and policy analysis needs; and supporting and sustaining department growth in the best interest of the public's health.

## Operating Programs and Services

- **Administration** steers the strategic development and capacity building of the department; oversees the administration, operation, quality improvement, fiscal management, and assurance activities; administers and monitors public health service contracts.
- **Data Management & Epidemiology** is responsible for best practices regarding data collection, evaluation, analysis, and reporting to drive evidence-based practice and promotion of local public health policies and programs to advance public health. Currently we are working on developing performance metrics which will be managed in program level dashboards.
- **Environmental Health & Food Safety** focuses on licensing food service establishments, reducing foodborne illnesses and investigating environmental hazards.
- **Maternal Child Health** supports healthy families, healthy pregnancies, and healthy babies through a variety of key initiatives around infant mortality (Sister Friends), In addition, the Department offers a variety of services to better ensure healthy and safe environments for children to thrive through WIC and vision and hearing services.
- **Clinical Services & Outreach** provides immunization clinics to include COVID-19, Mpox, HIV/STI medical and support services, communicable disease surveillance and investigation, reducing teen pregnancy (iDecide), as well as lead intervention and prevention. Also, Behavioral Health services provide opioid overdose prevention in collaboration to better ensure the health and safety of Detroiters.
- **Public Health Emergency Preparedness** works to ensure the city is prepared for any public health emergency, through training of the Health Departments' staff and

community partners, coordinating with local agencies and City departments, and educating the public about preparedness.

## Goals, Strategic Priorities and Related City Outcomes

Goals / Strategic Priorities	Timeframe	Related City Outcome
1. Value high-performing employees	July 2022 – June 2028	Efficient and Innovative Operations
2. Foster innovative community partnerships that strengthen health and social programs and services	July 2022 – June 2028	Safer Neighborhoods
3. Efficient and effective revenue management	July 2022 – June 2028	Efficient and Innovative Operations
4. Promote equity: Internal and external systems and structures that promote health equity, access and inclusion	July 202 – June 2028	Economic Equity and Opportunity
5. Enhance internal and external communications and awareness	July 2022 – June 2028	Efficient and Innovative Operations
6. Cultural transformation: Workplace environment that supports the delivery of high-quality programs and excellent service	July 2022 – June 2028	Efficient and Innovative Operations

## Budget By Service

Services	FY 2025 Adopted	FY 2025 Adopted FTE
Administration/Overhead	\$4,904,097	35.0
Behavioral Health Services	\$416,964	6.0
Children’s Special Health Care Services (CSHCS) Outreach	\$756,895	7.0
Communicable Disease	\$381,008	4.0
Community Health Services	\$2,971,022	27.0
Community Violence Intervention	\$986,235	-
Emergency Preparedness	\$510,954	5.0
Environmental Health	\$714,165	9.5
Essential Local Public Health Services (ELPHS)	\$3,007,573	20.0
Family Planning	\$530,404	2.0
Food Sanitation Safety Regulations	\$1,952,659	25.0
HIV-STI	\$12,271,742	22.0
Housing Accessibility Program for Independence	\$3,142,065	12.0
Immunizations	\$1,695,778	4.0
Lead Prevention	\$851,189	5.0
Maternal and Child Health	\$2,346,911	22.0
Safe Routes	\$300,807	5.0
WIC Mother & Infant Wellness	\$5,673,602	37.0
<b>Total:</b>	<b>\$43,414,070</b>	<b>247.50</b>

## Metrics and Data

Metrics	Data	Related Goal #
# of new hires completed / onboarded	76 new hires	1
# of citizens enrolled in the Detroit Alert 365 system	5,833 citizens	2
# of inspections completed on licensed restaurants	3,364 inspections	4
# of overall vaccines/immunizations administered	27,202 immunizations	3
# of eligible WIC clients serviced	261,631 clients	3

## Operating Budget Highlights

Initiative	FY 2025 Adopted	FY 2025 Adopted FTE
Ceasefire Program Enhancement	\$211,235	-
Electronic Health Management System license expansion	\$75,000	-
Youth substance prevention programming from State marijuana tax revenue	\$40,000	-

## Departmental Financial Information

	General Fund	Non-General Funds	Capital Fund	Blight Fund	Total Funds
Revenues	\$ 3,431,000	\$ 31,600,041	\$ -	\$ -	\$ 35,031,041
Expenditures	\$ 11,814,029	\$ 31,600,041	\$ -	\$ -	\$ 43,414,070
<b>Net Tax Cost</b>	<b>\$ 8,383,029</b>	<b>\$ -</b>	<b>\$ -</b>	<b>\$ -</b>	<b>\$ 8,383,029</b>

<b>Positions (by FTE)</b>	<b>103.25</b>	<b>144.25</b>	<b>-</b>	<b>-</b>	<b>247.50</b>
---------------------------	---------------	---------------	----------	----------	---------------

**City of Detroit**  
Fiscal Year 2024-2025 Budget

**Department 25 - Detroit Health Department  
General Fund Budget**

Appropriation Cost Center	Full-Time Equivalent	Budgeted Amount
<b>21245 - Community Violence Intervention</b>	-	\$ 986,235
250120 - Community Violence Intervention	-	\$ 986,235
<b>25250 - Communicable Disease Management</b>	<b>9.00</b>	<b>\$ 693,969</b>
250646 - Community & Industrial Hygiene	9.00	\$ 693,969
<b>25251 - Food Service Code Enforcement</b>	<b>25.00</b>	<b>\$ 1,952,659</b>
250647 - Food Sanitation	25.00	\$ 1,952,659
<b>27250 - Resident Health Services</b>	<b>39.00</b>	<b>\$ 4,164,634</b>
250020 - Maternal and Child Health	10.00	\$ 903,120
250070 - Community Health Services	18.00	\$ 1,626,479
250080 - Clinical Services	11.00	\$ 1,635,035
<b>29250 - Health Department - Administration</b>	<b>30.25</b>	<b>\$ 4,016,532</b>
250010 - Health Administration	12.25	\$ 1,903,700
250030 - Health Data Management	4.00	\$ 494,325
250040 - Health Special Projects	3.00	\$ 356,010
250050 - Health Quality & Accreditation	6.00	\$ 546,268
250060 - Health Operations	5.00	\$ 716,229
<b>General Fund Total</b>	<b>103.25</b>	<b>\$ 11,814,029</b>

**City of Detroit**  
Fiscal Year 2024-2025 Budget

**Department 25 - Detroit Health Department  
Non-General Funds Budget**

Appropriation Cost Center	Full-Time Equivalent	Budgeted Amount
<b>20780 - FY20 Ryan White HIV-AIDs RWHP-Program A,B</b>	<b>1.00</b>	<b>\$ 125,271</b>
251111 - Health Grants	1.00	\$ 125,271
<b>21310 - WIC Resident Services 9/2025</b>	<b>33.00</b>	<b>\$ 5,413,502</b>
251111 - Health Grants	33.00	\$ 5,413,502
<b>21311 - WIC Breastfeeding 9/2025</b>	<b>4.00</b>	<b>\$ 260,100</b>
251111 - Health Grants	4.00	\$ 260,100
<b>21312 - Lead Poisoning Prevention 9/2025</b>	<b>0.80</b>	<b>\$ 283,313</b>
251111 - Health Grants	0.80	\$ 283,313
<b>21313 - Lead Intervention 9/2025</b>	<b>1.20</b>	<b>\$ 170,483</b>
251111 - Health Grants	1.20	\$ 170,483
<b>21314 - ELPHS Other 9/2025</b>	<b>20.00</b>	<b>\$ 3,007,573</b>
251111 - Health Grants	20.00	\$ 3,007,573
<b>21315 - BioTerrorism Emerg Prep 9/2025</b>	<b>1.75</b>	<b>\$ 215,464</b>
251111 - Health Grants	1.75	\$ 215,464
<b>21316 - Cities Readiness Initiatives 9/2025</b>	<b>3.00</b>	<b>\$ 257,544</b>
251111 - Health Grants	3.00	\$ 257,544
<b>21317 - CSHCS Outreach &amp; Advocacy 9/2025</b>	<b>7.00</b>	<b>\$ 704,875</b>
251111 - Health Grants	7.00	\$ 704,875
<b>21318 - Fetal Infant Mortality Review 9/2025</b>	-	<b>\$ 2,809</b>
251111 - Health Grants	-	\$ 2,809
<b>21319 - HIV Intergrated Plng/Data to Care 9/2025</b>	<b>2.00</b>	<b>\$ 520,000</b>
251111 - Health Grants	2.00	\$ 520,000
<b>21320 - Immunization Action Plan 9/2025</b>	<b>4.00</b>	<b>\$ 343,258</b>
251111 - Health Grants	4.00	\$ 343,258
<b>21321 - Immunization Pilot 9/2025</b>	-	<b>\$ 104,040</b>
251111 - Health Grants	-	\$ 104,040
<b>21322 - Infant Safe Sleep 9/2025</b>	<b>1.00</b>	<b>\$ 127,430</b>
251111 - Health Grants	1.00	\$ 127,430
<b>21323 - Local Maternal &amp; Child Hlth 9/2025</b>	<b>16.00</b>	<b>\$ 1,744,200</b>
251111 - Health Grants	16.00	\$ 1,744,200
<b>21324 - Hearing - MDHHS 9/2025</b>	<b>4.00</b>	<b>\$ 351,140</b>
251111 - Health Grants	4.00	\$ 351,140
<b>21325 - Vision - MDHHS 9/2025</b>	<b>3.00</b>	<b>\$ 351,141</b>
251111 - Health Grants	3.00	\$ 351,141
<b>21326 - West Nile Virus 9/2025</b>	<b>0.25</b>	<b>\$ 10,098</b>
251111 - Health Grants	0.25	\$ 10,098
<b>21327 - Vector Surveillance 9/2025</b>	<b>0.25</b>	<b>\$ 10,098</b>
251111 - Health Grants	0.25	\$ 10,098
<b>21328 - Title X Family Planning 9/2025</b>	<b>2.00</b>	<b>\$ 530,404</b>
251111 - Health Grants	2.00	\$ 530,404
<b>21329 - Hepatitis C Program 9/2025</b>	<b>1.00</b>	<b>\$ 114,444</b>
251111 - Health Grants	1.00	\$ 114,444

**City of Detroit**  
Fiscal Year 2024-2025 Budget

**Department 25 - Detroit Health Department  
Non-General Funds Budget**

Appropriation Cost Center	Full-Time Equivalent	Budgeted Amount
<b>21330 - Sudden Unexplained Infant Death 9/2025</b>	-	\$ 8,750
251111 - Health Grants	-	\$ 8,750
<b>21331 - HIV &amp; STD Testing and Prevention 9/2025</b>	3.00	\$ 260,100
251111 - Health Grants	3.00	\$ 260,100
<b>21332 - HIV Emergency Support Relief 2/2026</b>	13.00	\$ 10,924,204
251111 - Health Grants	13.00	\$ 10,924,204
<b>21333 - HOPWA Aids Housing 6/2025</b>	12.00	\$ 3,142,065
251111 - Health Grants	12.00	\$ 3,142,065
<b>21334 - Vaccine Distribution MDHHS 9/2025</b>	-	\$ 1,248,480
251111 - Health Grants	-	\$ 1,248,480
<b>21335 - Ending the HIV Epidemic MDHHS 9/2025</b>	3.00	\$ 286,107
251111 - Health Grants	3.00	\$ 286,107
<b>21336 - Detroit Safe Route OSHP 9/2025</b>	5.00	\$ 300,807
251111 - Health Grants	5.00	\$ 300,807
<b>21337 - CLLP Lead Expansion 9/2025</b>	3.00	\$ 397,393
251111 - Health Grants	3.00	\$ 397,393
<b>21339 - CSHCS Vaccine Initiative 9/2025</b>	-	\$ 52,020
251111 - Health Grants	-	\$ 52,020
<b>21340 - Kindergarten Assessment 9/2025</b>	-	\$ 104,040
251111 - Health Grants	-	\$ 104,040
<b>21341 - HIV Housing Assistance 9/2025</b>	-	\$ 156,060
251111 - Health Grants	-	\$ 156,060
<b>21342 - SDOH Planning 9/2025</b>	-	\$ 72,828
251111 - Health Grants	-	\$ 72,828
<b>Non-General Fund Total</b>	<b>144.25</b>	<b>\$ 31,600,041</b>



# Department 28: Human Resources Department

## Mission

The Human Resources Department provides services and implements programs that attract, hire, retain, and support a qualified and talented workforce committed to providing timely, quality services to City of Detroit citizens, employees, businesses, and visitors in an environment that contributes to the City's objectives.

## Operating Programs and Services

- **Office of Talent Acquisition** is responsible for the timely, full life cycle recruitment needs of the City of Detroit, including but not limited to, Sourcing, Screening, Testing, Selection, working with our Community Partnerships and Administering the Internship and Ambassador Programs. Assist with Career Readiness Programs to position employees for growth opportunities and create an internal talent pool.
- **Office of Employee Services** supports operational needs, promotes employee engagement, and fosters an environment that contributes to the City's objectives. Responsibilities include Onboarding, Employee Relations, Talent Retention, Employee Engagement, and Unemployment.
- **Office of Labor Relations** negotiates and administers 33 collective bargaining agreements and supplementals in accordance with the City Charter and state law, ensuring consistent and equitable contract terms and uniform application of those terms. This division is charged with preventing or lessening labor-management disputes. This includes developing and implementing labor policy, managing the grievance procedure to handle disputes with unionized employees, work rules and interpretation of the collective bargaining agreement. Staff are familiar with current trends, competitive benefits and work rules and have extensive knowledge of labor laws and approaches for resolution, and advocate for the City in umpire hearings, panel hearings, M.E.R.C. hearings, arbitration hearings, other administrative tribunals and special conferences.
- **Benefits Administration Office** administers medical, dental, optical, and life and supplemental insurance benefits for approximately 9,000 active employees. This office is also focused on wellness, prevention activities, employee communications, and health education.
- **Office of Policy, Planning and Operations** undertakes broad analytical studies of HR and related functional issues; initiates policy planning and formulation to fill gaps; and serves as an institutionalized "second opinion" on policy matters. This office supports the Civil Service Commission (CSC) and drafts revisions to the Civil Service Rules for CSC review.
- **Office of Talent Development and Performance Management** leads the digital transformation and traditional for the design, development and implementation of learning and development solutions and interventions to support and the strategic, operational, and organizational goals and objectives for the city's 9000+ employees. This includes, employee training, organizational transformation initiatives, career readiness, custom learning initiatives, city-wide special projects, leadership development, organizational development interventions, certification programs, performance evaluation and performance management.

- **Classification and Compensation** provides classification and compensation services, which include job analysis, organizational design, compensation analysis, maintenance of the classification systems, salary equity reviews, and job specification system validation.
- **Risk Management** is responsible for protecting the assets and earning power of the City from loss or destruction. Other responsibilities included workers compensation, central safety, long-term disability and leave administration. Risk Management also maintains and administers the self-insurance Risk Management Fund.

## Goals, Strategic Priorities and Related City Outcomes

Goals / Strategic Priorities	Timeframe	Related City Outcome
1. Develop New Leadership Capabilities to support City's Priority Outcomes	July 2024 – June 2025	Efficient & Innovative Operations
2. Facilitate/Manage the integration of Technology in the workplace to improve collaboration, communication and belonging throughout the workforce	July 2024 – June 2025	Efficient & Innovative Operations
3. Embed diversity and inclusion to provide consistent application of human resources policies, practices, and procedures, promoting a sense of purpose and belonging in the workforce, and equity in the community in which we serve and live	July 2024 – June 2025	Efficient & Innovative Operations
4. Enhance the employee experience to improve retention and employee commitment to public service	July 2024 – June 2025	Efficient & Innovative Operations
5. Evaluate and improve classification and compensation programs to attract, retain, motivate, and reward employees, by improving current processes, taking the lead in aligning the City's system to industry standards, and creating and revising position descriptions/specs to ensure we are increasing our talent pool and offering equal opportunities to hire Detroiters and others	July 2024 – June 2025	Efficient & Innovative Operations
6. Build an agile and personalized learning culture	July 2024 – June 2025	Efficient & Innovative Operations
7. Create a new HR Business Model that achieves excellence using predictive analytics, workforce planning tools/software, sourcing strategies, and competitive total rewards	July 2024 – June 2025	Efficient & Innovative Operations

## Budget By Service

Services	FY 2025 Adopted	FY 2025 Adopted FTE
Employee Engagement, Experience & Well-Being (Employee Services)	3,799,033	28.00
Employee Growth & Development (Talent Development & Performance Management)	2,251,017	13.00
HR Governance & Compliance	1,101,102	9.00
Human Capital Systems & Operational Management (HR Administration & HRIS)	2,287,113	16.00
Labor Relations (LR)	1,142,575	8.00
Talent Acquisition (Recruitment)	2,178,444	14.00
Total Rewards & Benefits (Classification & Compensation)	1,670,961	18.00
<b>Total</b>	<b>\$14,430,245</b>	<b>106.00</b>



## Metrics and Data

Metrics	Data	Related Goal #
80% City Leaders, Managers and Supervisors participate in the Performance Evaluation Process for their employees.	End of FY23 completion rate was 90%.	7
Increase annual EAP utilization by 2%. Baseline utilization rate 2.46%.	Exceeded by 1.5%	5
Increase Employee participation in the August 2022 Employee Engagement survey from 40% to 55%, from 55% to 65% for General City Population and from 31% to 55% for frontline operating departments (Fire, Police, DDOT)	67% General City 21% Frontline	4
Increase action plan input to the Engagement SMART Tool to 100% for 22 departments by increasing touchpoints with departmental leadership to a quarterly meeting and reporting cadence.	76%	4
Update New Employee Orientation online course to include Monday Morning Live, and all related content to address employee movement, policy changes, new core values, behavioral competencies, and DE&I.	80%	6
Design, develop, and implement city-wide Customer Service Training programming to address Customer-Focused Core Values and to support departmental-specific external and internal customer service training needs.	New Customer Service Training launched in FY24	6
Roll-out Power DMS (City of Detroit Policy Warehouse) to all City of Detroit employees for citywide policy review and signature. Additionally, support departmental go live for support departments with citywide policies (OCFO, HR, DoIT)	100%	3

## Departmental Financial Information

	General Fund	Non-General Funds	Capital Fund	Blight Fund	Total Funds
Revenues	\$ -	\$ -	\$ -	\$ -	\$ -
Expenditures	\$ 14,430,245	\$ -	\$ -	\$ -	\$ 14,430,245
<b>Net Tax Cost</b>	<b>\$ 14,430,245</b>	<b>\$ -</b>	<b>\$ -</b>	<b>\$ -</b>	<b>\$ 14,430,245</b>
<b>Positions (by FTE)</b>	<b>106.00</b>	<b>-</b>	<b>-</b>	<b>-</b>	<b>106.00</b>

**City of Detroit**  
Fiscal Year 2024-2025 Budget

**Department 28 - Human Resources Department  
General Fund Budget**

Appropriation Cost Center	Full-Time Equivalent	Budgeted Amount
<b>29280 - Human Resources Department Administration</b>	<b>10.00</b>	<b>\$ 3,086,307</b>
280008 - HRMS	6.00	\$ 717,636
280110 - Human Resources Administration	4.00	\$ 2,368,671
<b>29281 - Workforce Management</b>	<b>96.00</b>	<b>\$ 11,343,938</b>
280010 - Employee Services Administration	28.00	\$ 2,687,479
280154 - HR Risk Management Operations	7.00	\$ 621,732
280320 - Talent Development & Performance Management	13.00	\$ 2,248,267
280410 - Recruitment & Selection	14.00	\$ 1,908,444
280430 - Classification & Compensation	8.00	\$ 853,313
280520 - Benefits Administration	10.00	\$ 818,817
280530 - Labor Relations Administration	8.00	\$ 1,299,331
280540 - Policy, Planning, & Operations	8.00	\$ 906,555
<b>General Fund Total</b>	<b>106.00</b>	<b>\$ 14,430,245</b>

# Department 29: Civil Rights, Inclusion, & Opportunity

## Mission

The Civil Rights, Inclusion, & Opportunity Department (Civil Rights or CRIO) removes discriminatory barriers through innovative and high-quality, customer-driven programs that foster economic opportunity and empowerment, which will benefit Detroit residents, visitors, and the entrepreneurial sector of the local economy.

## Operating Programs and Services

- **Civil Rights Protection & Training** - Monitors and investigates civil rights, sexual harassment, and workplace violence complaints, and provides Citywide trainings to departments and employees, coordinates language translation and interpretation services for all City departments.
- **Compliance Monitoring** - Monitors compliance with Executive Order 2021-02, tax abatements, and Community Benefits Agreements.
- **Procurement Business Clearances** - Certifies Detroit-based, headquartered, resident, small, micro, start-up, minority, women, joint venture, and mentor venture.
- **Marijuana Social Equity Program** - Certifies Detroit Legacy Marijuana business owners, provides technical and financial assistance to potential entrepreneurs, and oversees medical and recreational marijuana licensing.
- **Office of Disability Affairs** - Improves accessibility within City departments, including providing Citywide American Sign Language (ASL) training to departments and employees, coordinates ASL translation and interpretation services for all City departments.
- **Skilled Trade Readiness** - Connects regulated developers, contractors, and unions to Detroit at Work's skilled trades employment pool.

## Goals, Strategic Priorities and Related City Outcomes

Goals / Strategic Priorities	Timeframe	Related City Outcome
1. Decrease the amount of departmental discriminatory, workplace violence and sexual harassment complaints by hosting monthly, City department training/certificate programs and a new mediation service model	January 2014 – January 2026	Efficient and Innovative Operations
2. Work to increase Detroit resident employment on Executive Order 2021-2 Construction and Demolition/ Rehab projects	January 2014 – January 2026	Economic Equity & Opportunity
3. Engage in new projects and ensure ADA compliance while assisting with receiving complaints as they arise within these facilities	January 2020 – January 2026	Efficient and Innovative Operations
4. Increase the number of businesses within the City of Detroit Business Opportunity Program through outreach, seminars and workshops while also providing supportive services and needs to Detroit start-up businesses	July 2023 – January 2026	Efficient and Innovative Operations
5. Develop and publish CRIO compliance report for tax abatement, Community Benefits Ordinance, construction employment shortfall (Executive Order 2021-2), Skilled Trades Employment Program Agreement (STEP) compliance, casinos and zoo	January 2014 – January 2026	Effective Governance

## Budget By Service

Services	FY 2025 Adopted	FY 2025 Adopted FTE
Civil Rights Protection, Workplace Violence, Discrimination and Sexual harassment	\$2,176,305	18.0
Disability Affairs	\$1,000,356	5.0
Marijuana Ventures & Entrepreneurship	\$2,164,657	6.0
Procurement Clearances & Executive Order Monitoring	\$2,121,000	10.0
Skilled Trade Employment Program	\$1,000,000	-
<b>Total:</b>	<b>\$8,462,318</b>	<b>39.0</b>

## Metrics and Data

Metrics	Data	Related Goal #
Median Number of Days for Complaint Closures	To be collected	1
Average Processing Time for Open Applications in the Detroit Business Opportunity Program	To be collected	4
Total Number of Workers (Detroit, Skilled Trades Employment Program)	To be collected	2
Total Number of Tax Abatements Monitored	To be collected	5
Number of Outstanding Language Access Program Requests	To be collected	3

## Operating Budget Highlights

Initiative	FY 2025 Adopted	FY 2025 Adopted FTE
Homegrown Detroit Expansion – Legacy Entrepreneurs (One-Time)	\$1,000,000	-
Office of Disability Affairs	\$177,000	-
Office of Veterans Affairs	\$150,000	1.0

## Departmental Financial Information

	General Fund	Non-General Funds	Capital Fund	Blight Fund	Total Funds
Revenues	\$ 392,240	\$ 3,121,000	\$ -	\$ -	\$ 3,513,240
Expenditures	\$ 5,341,318	\$ 3,121,000	\$ -	\$ -	\$ 8,462,318
<b>Net Tax Cost</b>	<b>\$ 4,949,078</b>	<b>\$ -</b>	<b>\$ -</b>	<b>\$ -</b>	<b>\$ 4,949,078</b>
<b>Positions (by FTE)</b>	<b>26.00</b>	<b>13.00</b>	<b>-</b>	<b>-</b>	<b>39.00</b>

**City of Detroit**  
Fiscal Year 2024-2025 Budget

**Department 29 - Civil Rights, Inclusion, & Opportunity**  
**General Fund Budget**

Appropriation Cost Center	Full-Time Equivalent	Budgeted Amount
<b>27292 - Homegrown Detroit</b>	<b>6.00</b>	<b>\$ 2,164,657</b>
290040 - Homegrown Detroit	6.00	\$ 2,164,657
<b>28290 - Human Rights Advocacy</b>	<b>20.00</b>	<b>\$ 3,176,661</b>
290010 - Civil Rights, Inclusion, & Opportunity	15.00	\$ 2,176,305
290035 - Office of Disability Affairs	5.00	\$ 1,000,356
<b>General Fund Total</b>	<b>26.00</b>	<b>\$ 5,341,318</b>

**City of Detroit**  
Fiscal 2024-2025 Budget

**Department 29 - Civil Rights, Inclusion, & Opportunity**  
**Non-General Funds Budget**

Appropriation Cost Center	Full-Time Equivalent	Budgeted Amount
<b>21127 - Fy 2022 Policy Research Assistant Grant</b>	<b>1.00</b>	<b>\$ -</b>
290010 - Civil Rights, Inclusion, & Opportunity	1.00	\$ -
<b>21130 - Fy 2022 Early Learning Grant - W K Kellogg Foundation</b>	<b>2.00</b>	<b>\$ -</b>
290010 - Civil Rights, Inclusion, & Opportunity	2.00	\$ -
<b>27290 - Development Support - CRIO</b>	<b>10.00</b>	<b>\$ 3,121,000</b>
290030 - Compliance Fees	10.00	\$ 2,121,000
290090 - Workforce Development	-	\$ 1,000,000
<b>Non-General Fund Total</b>	<b>13.00</b>	<b>\$ 3,121,000</b>

# Department 31: Department of Innovation & Technology

## Mission

The Department of Innovation and Technology (DoIT) empowers City agencies, partners, and citizens to achieve their goals; and innovates by delivering reliable, timely, cost-effective, appropriate technology and solutions.

The past three years have clearly demonstrated that fully leveraging the power and promise of digital transformation is no longer an option; it is now very clearly and critically at the core of everything the City does (and hopes to do). DoIT embraces its role as the **digital enablers** for the City's civil workforce, service delivery and support systems, and the residents and businesses they serve:

1. We digitally *equip* City **employees**.
2. We digitally *resource* City **departments** and priorities.
3. We *empower* the City's civil workforce with digital **innovation**.
4. We *leverage* digital potential for all **Detroiters**.

DoIT is a central staff agency responsible for developing and providing information technology and consulting services to City agencies that will innovate on how they deliver services and interact with citizens. The responsibilities of DoIT include: strategic technology planning, business needs solutions, information management, Cyber Security, special project management, application development and implementation, system/application maintenance and support, telecommunications, data center operations, technology acquisition, data security, and other services to empower agencies to use technology to improve operations and the quality of services provided.

## Operating Programs and Services

- **Data Strategy and Analytics (DSA)** provides direction, analysis and development services related to enterprise data standards, including base units, dashboards, and data warehouse.
- **Departmental Technology Services** Client Services Division, support for government/department operations and independent customer agency support.
- **Enterprise Technology Operations** provides enterprise applications support, GIS services, records management, technology infrastructure including (phones, network, servers, backup, etc.), and the web team.
- **Project Management Office** manages system implementations and special projects.
- **Public Safety** includes applications, infrastructure, radio and field technicians.
- **Cyber Security** includes enhance, protect, and respond city resources from cybersecurity threats.



## Goals, Strategic Priorities and Related City Outcomes

Goals / Strategic Priorities	Timeframe	Related City Outcome
1. Improve information security, cyber hygiene, management and sharing across City entities	July 2024 – June 2034	Efficient and Innovative Operations
2. Improve service delivery and customer service between DoIT and City departments	July 2024 – June 2034	Efficient and Innovative Operations
3. Enhance citizen digital literacy to help close Detroit's digital divide	July 2024 – June 2034	Economic Equity
4. Improve citizens' experience with and access to information	July 2024 – June 2034	Efficient and Innovative Operations
5. Leverage the open data portal to maintain and enhance information that will demonstrate value to all Detroiters and increase government transparency	July 2024 – June 2034	Efficient and Innovative Operations

## Budget By Service

Services	FY 2025 Adopted	FY 2025 Adopted FTE
Customer Support, Incident Response & Investigation	\$2,875,210	-
Cybersecurity	\$7,401,690	52.0
Citywide Supplemental Technology Staffing	\$3,792,734	7.0
Data Strategy & Analytics	\$1,766,759	7.0
Diversity, Equity & Inclusion	\$163,703	1.0
Document Imaging & Management	\$253,704	2.0
DoIT Administration	\$493,872	1.0
Emergency 911 & Radio Support	\$8,837,940	31.0
Geospatial Information Systems	\$1,869,509	10.0
Network / Voice Support, Systems, Applications	\$11,530,518	7.0
Project Management	\$998,380	7.0
Server Infrastructure Hosting, Admin, Database, & Storage	\$2,195,915	15.0
Technology Licensing & Contracts	\$17,796,743	-
Technology Training	\$100,000	-
Website Support & Development	\$981,151	6.0
<b>Total:</b>	<b>\$61,057,826</b>	<b>146.0</b>

## Metrics and Data

Metrics	Data	Related Goal #
Average time to close a ticket with goal of < 5 minutes (in FY24)	3 min 6 secs	2
Number of new open data portal data sets and public facing dashboards (in FY24)	40 new datasets & dashboards	5
Employee engagement 10% above City wide average. City wide engagement was 68% and 67% in 2021 and 2022 respectively, with DoIT at 85% both years.	2023 data not available by department	1
Number of unplanned outages, excluding carrier issues (in 2024)	0 outages	5
Annual expense of Citywide supplemental technology staffing with goal of reducing.	FY25 budget submission \$2,875,210, compared to \$3,210,496 in FY24	5
Number of employees that did not take at least 2 training sessions (in 2024)	4 employees	5
Average weekly new/updated webpages (in 2024)	175 webpages	4

## Operating Budget Highlights

Initiative	FY 2025 Adopted	FY 2025 Adopted FTE
Expansion of cybersecurity personnel and software	\$1,019,025	2.0
Expansion of public safety data storage and support	\$169,024	2.0
Centralized telecommunications cost increase	\$1,194,812	-
Enterprise software contract inflation	\$618,563	-
Public safety radios	\$1,648,000	-

## Departmental Financial Information

	General Fund	Non-General Funds	Capital Fund	Blight Fund	Total Funds
Revenues	\$ -	\$ -	\$ -	\$ -	\$ -
Expenditures	\$ 61,057,826	\$ -	\$ -	\$ -	\$ 61,057,826
<b>Net Tax Cost</b>	<b>\$ 61,057,826</b>	<b>\$ -</b>	<b>\$ -</b>	<b>\$ -</b>	<b>\$ 61,057,826</b>

<b>Positions (by FTE)</b>	<b>146.00</b>	<b>-</b>	<b>-</b>	<b>-</b>	<b>146.00</b>
---------------------------	---------------	----------	----------	----------	---------------

**City of Detroit**  
Fiscal Year 2024-2025 Budget

**Department 31 - Department of Innovation & Technology**  
**General Fund Budget**

Appropriation Cost Center	Full-Time Equivalent	Budgeted Amount
<b>25310 - Safer Neighborhoods - DoIT</b>	<b>38.00</b>	<b>\$ 18,870,012</b>
310220 - Public Safety	38.00	\$ 18,870,012
<b>29310 - Efficient and Innovative Operations Support - DoIT</b>	<b>108.00</b>	<b>\$ 42,187,814</b>
310010 - Office of the CIO	9.00	\$ 1,734,272
310020 - Departmental Technical Services	2.00	\$ 796,245
310050 - DoIT Transportation & Public Works	6.00	\$ 742,387
310060 - DoIT Neighborhood, Community, & Econ Dev	10.00	\$ 1,235,465
310070 - DoIT Government Operations	9.00	\$ 1,077,775
310080 - DoIT Legislative & Individual Agency Operations	5.00	\$ 631,816
310090 - DoIT Client Services	13.00	\$ 1,193,328
310100 - DoIT Auxiliary Services	2.00	\$ 293,910
310110 - Data Strategy & Analytics	6.00	\$ 947,633
310120 - DoIT Program Management	7.00	\$ 998,380
310130 - Enterprise Technology Operations	3.00	\$ 792,261
310140 - Data & Server Management	8.00	\$ 1,102,390
310150 - Network Services	6.00	\$ 866,892
310170 - Enterprise Applications Support	6.00	\$ 3,960,634
310180 - Geospatial Information Systems	10.00	\$ 1,199,509
310190 - Web Administration	6.00	\$ 792,981
310200 - Enterprise Information Management	-	\$ 23,821,936
<b>General Fund Total</b>	<b>146.00</b>	<b>\$ 61,057,826</b>

# Department 32: Law Department

## Mission

The Law Department strives to deliver exceptional and efficient legal counsel and representation to the Executive and Legislative branches of City government as mandated by the City Charter. The Law Department is headed by the Corporation Counsel, who is appointed by the Mayor with approval by City Council.

The Department is required by Charter to represent the City of Detroit in all civil actions or proceedings filed against the City. The Corporation Counsel may also prosecute any action or proceeding in which the City has a legal interest, and is the City prosecutor on cases arising from the provisions of the Charter or City ordinances and prosecute all actions for the recovery of fines, penalties and forfeitures. The Department provides advice and opinions to the Mayor, members of City Council or the head of any City agency, approving the form and substance of all contracts, bonds and written instruments, and drafting, upon the request of the Mayor or any member of City Council, any ordinance or resolution for introduction.

## Operating Programs and Services

The Law Department is organized in seven divisions, responsible for matters arising from discrete areas of the law. The City also engages the services of a legislative liaison in Lansing, and contracts for federal lobbyist services in Washington, D.C.

- **Appeals – Tax Appeals** handles tax appeals. Several involve many millions of dollars of tax in dispute.
- **Blight Litigation** files affirmative litigation against owners of blighted properties in the City of Detroit in the Circuit Courts and District Courts. In addition, this team litigates cost-recovery matters against landowners to recover costs and expenses incurred by 3D, GSD and BSEED. Finally, this team litigates Blight matters before the DAH.
- **Criminal Enforcement/Qualify of Life** engages in, both, Civil and Criminal court litigation. First, this division is responsible for filing civil public nuisance lawsuits against owners of properties that illegally operate marijuana, scrapyard and auto related establishments. In addition, at 36<sup>th</sup> District Court, attorneys in this division handle criminal court dockets as more described fully below
- **Office of Eviction Defense** reports directly to the Corporation Counsel and Deputy Corporation Counsel and coordinates the provision of legal services to indigent occupants in residential evictions cases in the 36th District Court and in housing-related administrative proceedings which threaten occupancy. With funding from the City, the OED is charged with implementing Chapter 22, Article VII of the Detroit City Code by coordinating with local organizations with expertise to provide such legal services.
- **Government Affairs (Municipal)** is responsible for the preparation of ordinances and for opinion requests made by the Mayor, City Council, and members of the City Council, City Clerk, or the head of any agency; The Municipal Section attorneys serve as General Counsel to the Board of Police Commissioners, the Board of Ethics, and the Election Commission; Processes all third-party document production subpoenas; Prepares all responses to

Freedom of Information Act appeals; Reviews all criminal subpoenas prior to DPD Law preparing a response; The Law Department Liaison to City Council is also housed in the Municipal Section.

- **FOIA Division** is to ensure the City's compliance with the Freedom of Information Act (FOIA) and applicable laws. Under the Michigan FOIA statute, the public has a right to access public records to assist in their understanding of the functioning of their government. The FOIA Division facilitates these requests and works with City departments and agencies to respond to requests received. This is accomplished by obtaining responsive records, reviewing those records, and applying statutory exemptions consistent with state law and relevant case law. The records vary from simple auto accidents and contracts to complete homicide case files, as well as sensitive records. In addition to facilitating responses to requests for records, the FOIA Division also provides advice and guidance on FOIA matters, works to ensure that searches conducted are sufficient and that the documents produced are responsive. Lastly, the FOIA Division also coordinates and calculates statutory costs and fees based on information provided by responding departments.
- **Labor & Employment** section provides legal counseling and representation for nearly 100% of all employment litigation and labor relations and administrative proceedings in which the City of Detroit or its employees are a party. Specifically, these matters include, but are not limited to, union arbitration hearings, lawsuits, Civil Service Hearings; Michigan Department of Civil Rights/Equal Employment Opportunity Commissions claims (also provide advice and counsel to CRIO); Wage and Hour Complaints; MIOSHA complaints; Veteran's Preference and, Appeals. The section also responds to client inquiries, as well as provide legal advice and counsel to client departments throughout the City of Detroit. Additionally, this section provides training to employees on the substance and implementation of state and federal laws and regulations which impact upon labor and employment relations (e.g. FMLA, ADA, FLSA etc)
- **Litigation** reports directly to the Corporation Counsel and Deputy Corporation Counsel and provides direct legal counsel and litigation services to the Office of the Mayor, City Council, municipal departments, and individual municipal employees. The Litigation Division, one of the largest governmental civil litigation divisions in the State of Michigan, is charged with:
- **Transactions and Economic Development** is responsible for providing advice and counsel to City departments, agencies, and elected officials regarding transactions involving or impacting the City of Detroit. The two major areas of responsibility are real estate matters and contracts.
- **Workers' Compensation** answers and defends all Worker's Compensation lawsuits filed against the City of Detroit; answers and defends the City of Detroit's interests in any Worker's Compensation action that names the City of Detroit; handles all Worker's Compensation appellate matters up to and including the Michigan Supreme Court; coordinates with the Third-Party Administrator (CompOne) regarding Worker's Compensation litigation; provides Advice and Counsel to the Risk Management division regarding the Worker's Compensation Act; provides Advice and Counsel to City departments regarding Worker's Compensation law and best practices in managing Worker's Compensation risk.

## Goals, Strategic Priorities and Related City Outcomes

Goals / Strategic Priorities	Timeframe	Related City Outcome
1. Maximize the level of client satisfaction with department services	July 2024 – June 2025	Effective Governance
2. Provide advice and counsel to assist the clients in achieving their business objectives with minimal legal exposure	July 2024 – June 2025	Efficient & Innovative Operations
3. Ensure staff and attorney preparedness for all legal proceedings and client contacts, always demonstrating professionalism and integrity	July 2024 – June 2025	Effective Governance
4. Provide necessary professional skills training to all lawyers and staff to maximize the quality and efficiency of legal services delivered	July 2024 – June 2025	Efficient & Innovative Operations
5. Provide effective legal representation and timely advice and counsel in commercial and development transactions	July 2024 – June 2025	Efficient & Innovative Operations
6. Assist with community empowerment through vigorous prosecution of crimes and blight violations pursuant to City ordinances.	July 2024 – June 2025	Safer Neighborhood
7. Defend all legal actions against the City and pursue litigation to protect the City's interests	July 2024 – June 2025	Efficient & Innovative Operations
8. Process records requests pursuant to state law	July 2024 – June 2025	Efficient & Innovative Operations
9. File affirmative litigation in Circuit Court against landowners not in compliance with the Detroit Municipal Code.	July 2024 – June 2025	Vibrant & Beautiful City
10. Capture billable time	July 2024 – June 2025	Efficient & Innovative Operations

## Budget By Service

Services	FY 2025 Adopted	FY 2025 Adopted FTE
Appeals	\$656,279	4.0
Blight Litigation	\$779,219	5.0
Criminal Enforcement & Quality of Life Issues	\$1,317,401	11.0
Development Negotiations and Contracts	\$2,285,998	14.0
Direct Support to Agencies, etc.	\$1,071,234	8.0
FOIA Response	\$2,054,141	18.0
Labor, Employment, & Workers' Compensation	\$1,012,036	7.0
Litigation & Claims	\$7,693,609	35.0
Program Management and Implementation	\$1,973,493	10.00
Eviction Prevention and Diversion	\$2,000,000	0.00
<b>Total:</b>	<b>\$20,843,410</b>	<b>112.0</b>

## Metrics and Data

Metrics	Data	Related Goal #
Direct support to legislative bodies, boards, commissions, and departments/agencies - # of hours recorded/submitted	1,233	2
Development negotiations - # of hours recorded/submitted	4,316.5 hours	5
Litigation and claims - # of hours recorded/submitted	4,945.44	7
FOIA response - # of hours recorded/submitted	3,759 hours	8
Blight litigation - # of hours recorded/submitted	350 hours	9

## Operating Budget Highlights

Initiative	FY 2025 Adopted	FY 2025 Adopted FTE
Eviction Prevention and Diversion (One-Time)	\$2,000,000	-

## Departmental Financial Information

	General Fund	Non-General Funds	Capital Fund	Blight Fund	Total Funds
Revenues	\$ 1,698,000	\$ -	\$ -	\$ -	\$ 1,698,000
Expenditures	\$ 20,843,410	\$ -	\$ -	\$ -	\$ 20,843,410
<b>Net Tax Cost</b>	<b>\$ 19,145,410</b>	<b>\$ -</b>	<b>\$ -</b>	<b>\$ -</b>	<b>\$ 19,145,410</b>

<b>Positions (by FTE)</b>	<b>110.00</b>	<b>2.00</b>	<b>-</b>	<b>-</b>	<b>112.00</b>
---------------------------	---------------	-------------	----------	----------	---------------



**City of Detroit**  
Fiscal Year 2024-2025 Budget

**Department 32 - Law Department**  
**General Fund Budget**

Appropriation Cost Center	Full-Time Equivalent	Budgeted Amount
<b>28320 - Effective Governance - Legislative Services</b>	-	\$ 378,000
320055 - Legislative Services	-	\$ 378,000
<b>29320 - Efficient and Innovative Operations Support - Law</b>	<b>110.00</b>	<b>\$ 20,465,410</b>
320010 - Law Administration	110.00	\$ 18,465,410
320020 - Eviction Prevention and Diversion	-	\$ 2,000,000
<b>General Fund Total</b>	<b>110.00</b>	<b>\$ 20,843,410</b>



**City of Detroit**  
Fiscal Year 2024-2025 Budget

**Department 32 - Law Department**  
**Non-General Funds Budget**

<b>Appropriation Cost Center</b>	<b>Full-Time Equivalent</b>	<b>Budgeted Amount</b>
<b>21206 - 2023 Michigan Indigent Defense Commission Grant</b>	<b>2.00</b>	<b>\$ -</b>
321111 - Law Department Grants	2.00	\$ -
<b>Non-General Fund Total</b>	<b>2.00</b>	<b>\$ -</b>

# Department 33: Mayor's Office

## Mission

The Mayor's Office mission is growing Detroit's population and improving the quality of life for its residents. The initiatives and strategies focus on improving internal and external operations to achieve that mission.

## Operating Programs and Services

- The **Executive Office** is the administrative component of the Executive branch. The Mayor coordinates the functional grouping of City agencies. Under the Mayor's direction, the Executive Team develops and provides direction for executing the Mayor's vision and initiatives.
- The **Department of Neighborhoods** provides a direct link between the City and block clubs, community groups, business owners, faith and school leaders and everyday residents. The 14-member team includes a Manager and Deputy Manager in each Council district to fight blight and rebuild and strengthen the fabric of neighborhoods. Managers engage thousands of residents and volunteers in major initiatives; help residents form block clubs and community associations; resolve citizens' complaints; educates residents on City programs and policies.

## Budget by Service

Services	FY 2025 Adopted	FY 2025 Adopted FTE
Mayor's Office	\$10,150,376	65.0
<b>Total:</b>	<b>\$10,150,376</b>	<b>65.0</b>

## Operating Budget Highlights

Initiative	FY 2025 Adopted	FY 2025 Adopted FTE
Homeland Security Personnel at the Real-Time Crime Monitoring Center Transferred from the Mayor's Office to the Police Department	-\$1,937,588	-21.0

## Departmental Financial Information

	General Fund	Non-General Funds	Capital Fund	Blight Fund	Total Funds
Revenues	\$ 101,000	\$ 1,062,007	\$ -	\$ -	\$ 1,163,007
Expenditures	\$ 9,088,369	\$ 1,062,007	\$ -	\$ -	\$ 10,150,376
<b>Net Tax Cost</b>	<b>\$ 8,987,369</b>	<b>\$ -</b>	<b>\$ -</b>	<b>\$ -</b>	<b>\$ 8,987,369</b>

<b>Positions (by FTE)</b>	<b>61.00</b>	<b>4.00</b>	<b>-</b>	<b>-</b>	<b>65.00</b>
---------------------------	--------------	-------------	----------	----------	--------------

**City of Detroit**  
Fiscal Year 2024-2025 Budget

**Department 33 - Mayor's Office**  
**General Fund Budget**

Appropriation Cost Center	Full-Time Equivalent	Budgeted Amount
<b>25330 - Mayor's Office - Homeland Security</b>	<b>10.00</b>	<b>\$ 1,190,575</b>
330017 - Emergency Management Awareness	10.00	\$ 1,190,575
<b>28330 - Effective Governance - City of Detroit</b>	<b>51.00</b>	<b>\$ 7,897,794</b>
330010 - Office of the Mayor	32.00	\$ 5,558,514
330012 - Mayor's Residence	-	\$ 31,000
330095 - Neighborhoods	19.00	\$ 2,308,280
<b>General Fund Total</b>	<b>61.00</b>	<b>\$ 9,088,369</b>

**City of Detroit**  
Fiscal Year 2024-2025 Budget

**Department 33 - Mayor's Office  
Non-General Funds Budget**

Appropriation Cost Center	Full-Time Equivalent	Budgeted Amount
<b>21358 - Homeland Security Grant Program-UASI FY25</b>	<b>3.00</b>	<b>\$ 785,294</b>
331111 - Mayor's Office Grants	3.00	\$ 785,294
<b>21371 - Harvard Business School Leadership FY25</b>	<b>1.00</b>	<b>\$ 164,713</b>
331111 - Mayor's Office Grants	1.00	\$ 164,713
<b>25331 - Mayor's Office - Halloween Initiative</b>	<b>-</b>	<b>\$ 56,000</b>
330025 - Halloween Initiative	-	\$ 56,000
<b>26330 - Mayor's Office - Spring Cleaning Initiative</b>	<b>-</b>	<b>\$ 56,000</b>
330035 - Spring Cleaning Initiative	-	\$ 56,000
<b>Non-General Fund Total</b>	<b>4.00</b>	<b>\$ 1,062,007</b>

# Department 34: Municipal Parking

## Mission

The Municipal Parking Department (MPD) provides economical on and off-street public parking services; enforces the City's parking ordinance; reduces parking-related congestion and pollution and improves residential quality of life; and develops parking plans to support development projects. This includes support for creative competitive strategies for the parking kiosk (meters) system, customer loyalty plans, enhanced parking experience through capital efforts, upgraded technology to maximize deployment of parking enforcement officers, better managed Citywide towing operations and coordinated use of City parking systems.

## Operating Programs

- The **Auto Parking System**, pursuant to City ordinance, operates and maintains two garages one of which is downtown and one which is in the Eastern Market District. These garages, as well as the city-owned lots, contain approximately 1,254 parking spaces. The department operates 835 parking meter kiosks that include three parking zones with thirteen subzones that manage on-street parking.
- The **Parking Violations Bureau**, pursuant to City ordinance, manages the City's parking ticket processing and fine collection program and supervises parking regulations through its civilian ticket writing personnel (Parking Enforcement Officers). Enforcement efforts focus on ensuring public safety, creating parking availability, protecting the residential quality of life, and improving parking program compliance.

## Goals, Strategic Priorities and Related City Outcomes

Goals / Strategic Priorities	Timeframe	Related City Outcome
1. The ParkDetroit app will expand services to include multi-mobility trip planning options and merchant rewards programming.	October 2024 – March 2025	Efficient and Innovative Operations
2. Influence the overall public/private parking system to maximize usage, reduce congestion, limit environmental impact, and facilitate economic development - MPD will market the expansion of ParkDetroit participation within the City of Detroit, Detroit Metropolitan Airport, Ann Arbor, and additional strategic cities in southeastern Michigan.	November 2024 – June 2025	Economic Equity and Opportunity
3. Improve the efficiency of the on-street and off-street parking programs - MPD will market the expansion of the ParkDetroit app usages and add 15 to 20 residential parking zones to improve quality of life.	September 2023 – November 2024	Safer Neighborhoods
4. Improve existing parking assets and expand parking opportunities in the commercial corridors	October 2023 – January 2025	Economic Equity and Opportunity
5. Optimize the effectiveness of the on-street parking enforcement program and deployment of parking, with enforcement resources for all violations (including restricted time zone violations) - MPD will conduct a curbside parking study in FY23 to assess the ability to reduce curbside congestion, create a real-time flexible usage, and investigate a commercial parking monetization model. The goal will be to implement a permanent program in FY24.	December 2024 – June 2025	Efficient and Innovative Operations
6. Support the City's law enforcement strategies in parking related concerns - Explore the potential of automated optimized enforcement routing, maintain filled PEO positions and Sr. PEO positions support 7-day enforcement. MPD will continue to support DPD activities through late night overtime strategic enforcement coverage.	July 2024 – June 2025	Safer Neighborhoods

## Budget By Service

Services	FY 2025 Adopted	FY 2025 Adopted FTE
Admin / Overhead	\$1,019,570	11.00
Parking Enforcement	\$6,069,649	58.00
Parking Garage Operation & On-Street Parking	\$3,150,700	27.00
<b>Total:</b>	<b>\$10,239,919</b>	<b>96.00</b>

## Metrics and Data

Metrics	Data	Related Goal #
Filled Parking Enforcement Officer (PEO) positions	42 PEO & 7 Sr. PEO	1
PEO attendance	95% attendance outside of paid leave	1
Parking occupancy	To be collected	2
Maintenance of parking on/off street stock	To be collected	4

### Departmental Financial Information

	General Fund	Non-General Funds	Capital Fund	Blight Fund	Total Funds
Revenues	\$ 18,440,000	\$ -	\$ -	\$ -	\$ 18,440,000
Expenditures	\$ 10,239,919	\$ -	\$ -	\$ -	\$ 10,239,919
<b>Net Tax Cost</b>	<b>\$ (8,200,081)</b>	<b>\$ -</b>	<b>\$ -</b>	<b>\$ -</b>	<b>\$ (8,200,081)</b>

<b>Positions (by FTE)</b>	<b>96.00</b>	<b>-</b>	<b>-</b>	<b>-</b>	<b>96.00</b>
---------------------------	--------------	----------	----------	----------	--------------

**City of Detroit**  
Fiscal Year 2024-2025 Budget

**Department 34 - Municipal Parking Department  
General Fund Budget**

Appropriation Cost Center	Full-Time Equivalent	Budgeted Amount
<b>27340 - Code Enforcement - Parking</b>	<b>13.00</b>	<b>\$ 4,712,868</b>
340040 - Parking Meter Maintenance	7.00	\$ 1,864,145
340050 - Parking Meter Collection	6.00	\$ 335,753
340083 - Parking Violation Bureau - Towing & Storage	-	\$ 415,526
340085 - Parking Violation Bureau - Processing & Collection	-	\$ 2,097,444
<b>27341 - Parking Garages</b>	<b>14.00</b>	<b>\$ 1,330,420</b>
340020 - Parking Maintenance	12.00	\$ 659,266
340030 - Parking Operations	2.00	\$ 671,154
<b>29340 - MPD Administration</b>	<b>69.00</b>	<b>\$ 4,196,631</b>
340010 - Parking Administration	11.00	\$ 1,139,952
340080 - Parking Violation Bureau - Administration	58.00	\$ 3,056,679
<b>General Fund Total</b>	<b>96.00</b>	<b>\$ 10,239,919</b>



# Department 35: Non-Departmental

## Mission

The Non-Departmental budget provides funds for activities which are not the responsibility of any one single agency. Non-Departmental is also the depository agency for General Fund contributions for enterprise activities and for a wide variety of General Fund revenues, including four of the five major revenues (casino revenues/wagering taxes; income taxes; property taxes; state revenue sharing) and revenues from reimbursements from enterprise/non-General Fund agencies of personal services costs, transfers from other City funds, and use of prior year surplus.

## Operating Programs and Services

The Non-Departmental budget includes the following independent boards, commissions, and/or agencies with citywide operations:

- **Board of Ethics** investigates and resolves complaints alleging violations of the Ethics Ordinance by public servants, and issues advisory opinions regarding Charter, City ordinances or other laws and regulations establishing standards of conduct and disclosure requirements for public servants. Opinions are rendered upon request by a public servant and published annually in a report to the Mayor and City Council. These actions are “to promote an ethical environment within City government, and to ensure the ethical behavior of public servants.”
- **Board of Police Commissioners (BOPC)** is a civilian agency that exercises supervisory control and oversight of the Detroit Police Department (DPD) as set forth in the Charter. The Board has 11 members, 7 elected by District and 4 appointed by the Mayor with City Council consent. The Board meets every week including (12) community/evening meetings in the districts. Internal organization includes fiscal, policy, administrative, legal advisor, community outreach, and the Office of the Chief Investigator, which processes and investigates 1,500 - 1,700 complaints annually. Responsibilities include: in consultation with the Chief of Police and the Mayor, establishes policies, rules and regulations for the DPD; subpoena power for investigative purposes; review and approval of the DPD budget; investigation of non-criminal citizens’ complaints against members of the Detroit Police Department; final authority in imposing or reviewing discipline of employees of the department; and disqualification appeals from police recruits hoping to enter the Detroit Police Academy. City Code Section 55-15-8(a) provides for regulation of towing to promote equitable distribution of police authorized towing.
- **Detroit Building Authority (DBA)** administers capital projects, as determined by City Departments. Critical functions: encumbering funds through Contracts of Lease; managing the bid, RFP/RFQ process; issuing contract awards; advising contractors City requirements; execution of contract documents; monitor design development

and construction for each project; oversight of payments. The DBA maintains a database of all City-owned commercial property, manages the properties within the database, manages sale of property and City leases.

- **Media Services**, formerly the Detroit Cable Communications Commission (established by ordinance in 1981), is the City’s local video franchising authority with direct responsibility for review and issuance of franchise agreements and permit agreements to telecommunications providers for use of the City’s right-of-way for telecommunications facilities. As the City’s video production and television broadcast services provider, Media Services is responsible for daily programming, operation and management of Government Access Channel 10, Education Access Channel 22, Neighborhoods Channel 21 and Public Access Channel 68. Media Services interfaces with the Mayor’s Office; City Council; City departments and commissions; educational institutions; and community organizations to produce programming that is responsive to the public’s diverse information needs and interests.
- **Communications Services** staff promotes a positive city image with effective communications with the City’s customers - residents, business owners, employees, visitors and the media. As the communications arm, staff provides high-quality service to city agencies and elected officials in their efforts to communicate programs, initiatives and information to various audiences. Services include strategic communications planning and counseling, media relations, event planning, website management, writing, graphic design, photography and Total Copy Center services. Staff support Motor City Makeover and Halloween in the D, under the Mayor’s Communications Director.
- **Pension Administration** is responsible for the administration of the employee retirement systems, and it is the governing body for the Employee Benefit Plan. The Retirement Systems fully reimburses the City of Detroit for Pension Division personnel costs.

The Non-Departmental agency records the salaries and benefits for the 11 elected officials of the City of Detroit: Mayor, City Clerk, and City Council members, in the **Elected Officials Compensation** cost center. General Fund contributions are made to enterprise agencies, cultural agencies, and other external agencies.

General Fund Contributions	FY 2025 Adopted
Coleman A. Young International Airport	\$4,039,608
Detroit Department of Transportation	\$78,523,185
Detroit Transportation Corporation (People Mover)	\$6,500,000
Charles H. Wright Museum of African American History	\$2,600,000
Detroit Historical Society	\$1,000,000
Detroit Zoological Society	\$2,436,000
Eastern Market	\$550,000
Detroit Wayne Port Authority	\$300,000
Detroit Land Bank Authority	\$10,500,000
Department of Public Works – Solid Waste Management	\$3,388,315

## Operating Programs and Services Details

### Board of Ethics

#### Goals, Strategic Priorities and Related City Outcomes

Goals / Strategic Priorities	Timeframe	Related City Outcome
1. Creation of an Independent Learning Management System - An independent Learning Management System will allow the BOE to build robust online training that will assist in handling the workload of educating 9,000 public servants solely on the Ethics Ordinance.	July 2024 – June 2028	Effective Governance
2. Outreach and Advertising - Public outreach is necessary to ensure transparency and education on what services the BOE provides to City of Detroit public servants and citizens.	July 2024 – June 2028	Effective Governance
3. Board Training and Development - Training and professional development opportunities allow the BOE Board members and staff to serve the City of Detroit effectively and run efficient meetings that abide by state law. This includes providing annual training to Board members, benchmarking trips to other Ethics offices for staff, and annual attendance and leadership opportunities at the Council on Governmental Ethics Laws (COGEL) conference.	July 2024 – June 2028	Effective Governance
4. Maintaining Investigative Resources - WingSwept and CLEAR are best practice systems that assist the BOE in its investigations and to organize investigative findings in a unified report.	July 2024 – June 2028	Efficient and Innovative Operations

#### Budget By Service

Services	FY 2025 Adopted	FY 2025 Adopted FTE
Administrative Operations	\$244,455	2.00
Board & Staff Professional Development	\$35,384	-
Ethics Training	\$210,623	1.00
Maintaining Investigative Resources	\$150,998	1.00
Overall Public Outreach	\$15,500	-
Public Servant Outreach	\$26,000	-
<b>Total</b>	<b>\$682,960</b>	<b>4.00</b>

#### Metrics and Data

Metrics	Data	Related Goal #
# of public servants who complete ethics training (2023)	1,041 public servants in 2023	1
# of Requests for an Advisory Opinion (RAOs) (2023)	18 RAOs received in 2023	2
# of disclosures (2023)	13 disclosures received in 2023	2
# of Q&As attended (2023)	7 Q&As	2
# of community meetings attended (2023)	9 community meetings	2
# of benchmarking trips and conference presentations (2023)	12 total trips & presentations	3
# of vacancies (in FY24)	0 vacancies	4

## Operating Budget Highlights

Initiative	FY 2025 Adopted	FY 2025 Adopted FTE
Expansion of ethics training system in UltiPro	\$6,500	-
Learning Management System (one-time)	\$125,000	-

## Board of Police Commissioners

### Goals, Strategic Priorities and Related City Outcomes

Goals / Strategic Priorities	Timeframe	Related City Outcome
1. CITIZEN COMPLAINTS: Eliminate the backlog of citizen complaints; and implement complaint management system, processes and training to achieve timeliness, data management, quality.	July 2024 - June 2025	Safer Neighborhoods
2. COMMUNITY: Continue to improve transparency, accountability, public education, engagement, and trust around police policy and misconduct, citizen rights and responsibilities, public safety, and alternative resources through analysis and reporting, community events, social media, etc.	July 2024 - June 2025	Safer Neighborhoods
3. STAFFING: Fill vacancies of open core staff positions and restructure staffing to support short term and long-term goals.	July 2024 - June 2025	Efficient and Innovative Operations
4. PROCESSES & PROCEDURES: Update BOPC/OCI bylaws, SOPs, and advocate for the updating of union contracts and any other conflicting contracts or ordinances to align to City Charter, Open Meetings Act, Robert's Rules of Order, and to meet the needs of the public in oversight.	July 2024 - June 2025	Efficient and Innovative Operations
5. DPD POLICY: Complete an audit of DPD Policies and proposed changes based on data analysis and feedback from Commissioners, community, legal, and civil rights experts	July 2024 - June 2025	Effective Governance
6. FISCAL: Increase BOPC funding through effective budget management, grants, and donations; and increase transparency and accountability of DPD budget through audit, analysis, and reporting.	July 2024 - June 2025	Effective Governance
7. OVERSIGHT BEST PRACTICES: Continue to identify and leverage industry best practices in Law Enforcement Oversight and independent governance, leveraging NACOLE and affiliates, educational institutions, and civil rights experts.	July 2024 - June 2025	Effective Governance

### Budget By Service

Services	FY 2025 Adopted	FY 2025 Adopted FTE
Budget	\$123,394	1.00
Citizen Complaints	\$4,332,013	33.00
Policy	\$126,134	1.00
<b>Total</b>	<b>\$ 4,581,541</b>	<b>35.00</b>

## Metrics and Data

Metrics	Data	Related Goal #
# of complaints completed	12,000 complaints	1 & 3

## Operating Budget Highlights

Initiative	FY 2025 Adopted	FY 2025 Adopted FTE
Temporary investigator positions to clear case backlog (one-time)	\$820,066	-
Temporary administrative positions to clear case backlog (one-time)	\$63,082	-
Case management system annual cost	\$65,000	-
Case management system (one-time)	\$23,000	-

## Media and Communications Services

### Goals, Strategic Priorities and Related City Outcomes

Goals / Strategic Priorities	Timeframe	Related City Outcome
1. Create, publicize, and promote high quality graphic design content citywide	July 2024 – June 2028	Effective Governance
2. Provide high quality video/photo content that fairly and accurately represent the opportunities available to residents	July 2024 – June 2028	Effective Governance
3. Increase social media followers and reach on all platform, and collaborate local businesses on posts	July 2024 – June 2028	Effective Governance
4. Improve high quality content through technology	July 2024 – June 2028	Effective Governance
5. Right of Way Permits - Approve all Rights of Way Permits in a timely manner	July 2024 – June 2028	Effective Governance
6. Increase awareness within the Detroit Film Community about the Film Office and the permitting policies	July 2024 – June 2028	Effective Governance

## Budget By Service

Services	FY 2025 Adopted	FY 2025 Adopted FTE
Citywide Graphic Designs	\$364,350	4.0
Citywide Social Media Platforms	\$575,453	7.0
Copy Center	\$174,540	2.0
Film Permits	\$66,743	1.0
Photography Creation Services	\$211,962	3.0
Publicist Services	\$187,863	2.0
Rights of Way Permits	\$138,623	1.0
Video Content Creation Services	\$1,920,884	20.0
<b>Total</b>	<b>\$3,640,418</b>	<b>40.0</b>



## Metrics and Data

Metrics	Data	Related Goal #
Completed graphic design service requests from March 2022 to July 2023	900 service requests	1
Completed written and design creation requests from March 2022 to July 2023	425 publicist written and design requests	1
Completed video creation requests from March 2022 to July 2023	780 video creation requests	2
Completed photography service requests from March 2022 to July 2023	325 photography requests	2
Completed social media posts across all City platforms from January 2023 to July 2023	2,211 posts across the City's seven social media platforms	3
Completed print production requests from March 2022 to July 2023	810 print service requests	4
Completed Rights of Way permit requests from March 2022 to July 2023	705 Rights of Way permit requests	5
Completed film permit requests from March 2022 to July 2023	175 film permit requests	6
Completed graphic design service requests from March 2022 to July 2023	900 service requests	1

## Operating Budget Highlights

Initiative	FY 2025 Adopted	FY 2025 Adopted FTE
Operating Increase to Support Disabled Residents	\$50,000	-

## Operating Budget Highlights - Other

Initiative	FY 2025 Adopted	FY 2025 Adopted FTE
Eastern Market - Support for Black-Owned Farms (one-time)	\$250,000	-
Goal Line Capacity Expansion (one-time)	\$500,000	-
Opioid Crisis Response Initiatives	\$1,240,541	-
Detroit Zoo Additional Funding for Operations (\$1,236,000 one-time)	\$1,830,000	-
Solid Waste Fund Contribution for Operations	\$3,388,315	-
Increase to DDOT Contribution for Operations	\$4,155,000	-
Workforce Investments in competitive active employee retirement benefits	\$10,000,000	-
Workforce Investments in competitive wage rates	\$7,462,820	-
Detroit Reparations Taskforce (One-Time)	\$66,000	-

## Departmental Financial Information

	General Fund	Non-General Funds	Capital Fund	Blight Fund	Total Funds
Revenues	\$ 1,184,043,191	\$ 3,321,541	\$ 19,700,000	\$ 34,281,321	\$ 1,241,346,053
Expenditures	\$ 183,962,521	\$ 3,321,541	\$ 11,200,000	\$ -	\$ 198,484,062
<b>Net Tax Cost</b>	<b>\$ (1,000,080,670)</b>	<b>\$ -</b>	<b>\$ (8,500,000)</b>	<b>\$ 34,281,321</b>	<b>\$ (1,042,661,991)</b>
<b>Positions (by FTE)</b>	<b>128.00</b>	<b>30.00</b>	<b>-</b>	<b>-</b>	<b>158.00</b>

**City of Detroit**  
Fiscal Year 2024-2025 Budget

**Department 35 - Non-Departmental  
General Fund Budget**

Appropriation Cost Center	Full-Time Equivalent	Budgeted Amount
<b>20866 - Over-Assessment Program</b>	<b>11.00</b>	<b>\$ -</b>
351020 - Non-Departmental	11.00	\$ -
<b>25350 - Board of Police Commissioners</b>	<b>35.00</b>	<b>\$ 4,581,541</b>
350002 - Board of Police Commissioners	35.00	\$ 4,581,541
<b>26350 - Cultural Institutions Support</b>	<b>-</b>	<b>\$ 6,586,000</b>
350093 - Detroit Historical Museum	-	\$ 1,000,000
350095 - Zoo Operations	-	\$ 2,436,000
350097 - Eastern Market Corporation	-	\$ 550,000
350290 - Charles H. Wright Museum of African American History	-	\$ 2,600,000
<b>26351 - Blight Remediation Projects</b>	<b>-</b>	<b>\$ 10,500,000</b>
350014 - Land Bank Operations	-	\$ 10,500,000
<b>26352 - Solid Waste Services Support</b>	<b>-</b>	<b>\$ 3,388,315</b>
350079 - Solid Waste Contribution for Operations	-	\$ 3,388,315
<b>27350 - Special Services</b>	<b>12.00</b>	<b>\$ 1,633,775</b>
350370 - Project Clean Slate Operations	11.00	\$ 1,567,775
350372 - Reparations Task Force	1.00	\$ 66,000
<b>27351 - Transportation Services Support</b>	<b>-</b>	<b>\$ 90,726,203</b>
350040 - DTC Contribution for Operations	-	\$ 6,500,000
350080 - DDoT Contribution for Operations	-	\$ 78,523,185
350081 - DDoT Contribution for Legacy Debt	-	\$ 1,363,410
350090 - Airport Contribution for Operations	-	\$ 4,039,608
350140 - Detroit Port Authority	-	\$ 300,000
<b>27352 - Community Programs Support</b>	<b>-</b>	<b>\$ 1,000,000</b>
350230 - Childhood Education & Enrichment Support	-	\$ 1,000,000
<b>28351 - Board of Ethics</b>	<b>4.00</b>	<b>\$ 682,960</b>
350165 - Board of Ethics	4.00	\$ 682,960
<b>28352 - Media Services &amp; Communications</b>	<b>16.00</b>	<b>\$ 1,559,418</b>
350325 - Communications Services	9.00	\$ 736,132
350326 - Media Services	7.00	\$ 823,286
<b>28354 - Elected Officials Compensation</b>	<b>11.00</b>	<b>\$ 1,645,427</b>
350007 - Elected Officials' Compensation	11.00	\$ 1,645,427
<b>29350 - Citywide Overhead</b>	<b>8.00</b>	<b>\$ 61,658,882</b>
350020 - Dues & Memberships	-	\$ 400,660
350220 - Claims Fund (Insurance Premiums)	-	\$ 12,100,000
350310 - Detroit Building Authority	8.00	\$ 1,284,075
350800 - Centralized Payments	-	\$ 30,411,327
350980 - Workforce Investments	-	\$ 17,462,820
<b>29351 - Pension-Related Payments</b>	<b>31.00</b>	<b>\$ -</b>
350015 - Pension Benefits Administration	31.00	\$ -
<b>General Fund Total</b>	<b>128.00</b>	<b>\$ 183,962,521</b>



**City of Detroit**  
Fiscal Year 2024-2025 Budget

**Department 35 - Non-Departmental  
Non-General Funds Budget**

Appropriation Cost Center	Full-Time Equivalent	Budgeted Amount
<b>21152 - Byrne Discretionary Community Project Grant - Project Clean Slate</b>	<b>6.00</b>	<b>\$ -</b>
350370 - Project Clean Slate Operations	6.00	\$ -
<b>21243 - Opioid Settlement Proceeds</b>	<b>-</b>	<b>\$ 1,240,541</b>
350030 - Other Operations Services	-	\$ 1,240,541
<b>28353 - Cable TV</b>	<b>24.00</b>	<b>\$ 2,081,000</b>
350324 - P.E.G. Fees	24.00	\$ 2,081,000
<b>Non-General Fund Total</b>	<b>30.00</b>	<b>\$ 3,321,541</b>

**City of Detroit**  
Fiscal Year 2024-2025 Budget

**Department 35 - Non-Departmental  
Capital Fund Budget**

Appropriation Cost Center	Full-Time Equivalent	Budgeted Amount
<b>20507 - CoD Capital Projects</b>	-	<b>\$ 11,200,000</b>
350093 - Detroit Historical Museum	-	\$ 1,000,000
350095 - Zoo Operations	-	\$ 2,000,000
350097 - Eastern Market Corporation	-	\$ 1,750,000
350290 - Charles H. Wright Museum of African American History	-	\$ 3,400,000
358047 - Capital Restructuring Initiative - GSD	-	\$ 3,050,000
<b>Capital Fund Total</b>	-	<b>\$ 11,200,000</b>

# Department 36: Housing & Revitalization Department

## Mission

HRD improves quality of life in Detroit neighborhoods through community and economic development programs, and affordable housing. HRD works through community organizations and affordable housing developers to increase the vitality of neighborhoods through investment and administration of federal housing and community development funding.

## Operating Programs and Services

- **Administration and Finance Division** promotes and maintains fiscal responsibility, regulatory compliance and accurate reporting of federal, state, local and philanthropic awards. Ensures that federal labor standards and environmental requirements are adhered to. Includes the Departmental Grant Management, Grant Financial and Records, Environmental Review and Labor Standards divisions.
- **Development and Investment** provides comprehensive services, including pre-development, sale of land, underwriting, investing, and asset management, to for- and non-profit developers seeing to develop primarily affordable housing and community facilities. Includes the Asset Management, Development Services, Development Underwriting, Public-Private Partnerships, and Special Initiatives divisions.
- **Housing and Neighborhood Services** provides housing stability support services to Detroiters at risk of forceable displacement or homelessness and provides impact driven Community Development Block Grant (CDBG) funding to low-to-moderate income persons to help stabilize neighborhoods and sustain a healthy and safe environment for city of Detroit residents. Includes the Housing Services, Homelessness Solutions, and Neighborhood Services divisions.
- **Home Repair and Rehabilitation** delivers home repair services to help Detroiters achieve stability through physical improvements through their homes and develop new home repair programs based on financial and physical needs. Includes the Bridging Neighborhood, Federal Home Repair, and Renew Detroit divisions.
- **Programmatic and Departmental Operations** supports sound programmatic and operational performance through departmental grant management procedures, program evaluation and development, systems improvement, and supporting Detroiters. Includes the Immigrant and Refugees and Economic Inclusion, Policy Development and Implementation, and Programmatic Operations divisions.
- **Workforce and Economic Development** provides pathways and training programs to help connect Detroiters to job opportunities in growing career sectors and supports the growth and development of Detroit through supporting small businesses, managing public-private partnerships, managing large-scale development projects,

and assisting new entrepreneurs and startups with navigating City processes. Includes staffing support for Detroit at Work and the Detroit Economic Growth Corporation, as well as fund the Grow Detroit’s Young Talent and Motor City Match grant programs.

## Goals, Strategic Priorities and Related City Outcomes

Goals / Strategic Priorities	Timeframe	Related City Outcome
1. Facilitate delivery of housing and neighborhood opportunities, housing stability services and public servicing facilities by providing technical assistance, direct services and funding	October 2022 – December 2028	Vibrant & Beautiful City
2. Deliver high-quality services to stakeholders through clear, user focused communication and program/service delivery	October 2022 – December 2028	Economic Equity & Opportunity
3. Reliably steward all public funding through adherence with rules, regulations and spending targets; maintain a 5-year strategic financial plan to ensure department has a clear financial vision as stimulus funding is exhausted	October 2022 – October 2028	Effective Governance
4. Provide HRD employees with appropriate software and hardware to carry out all functions of departments; including public facing services; achieve departmental training plan for baseline and specialty knowledge	July 2022 – June 2025	Efficient & Innovative Operations

## Budget By Service

Services	FY 2025 Adopted	FY 2025 Adopted FTE
Administration & Finance	\$6,901,648	33.0
Development & Investment Services	\$24,871,645	41.0
Housing & Neighborhood Services	\$23,605,359	22.0
Home Repair & Rehabilitation	\$8,189,320	57.0
Programmatic & Departmental Operations	\$6,865,920	8.0
Workforce & Economic Development	\$9,949,971	8.0
<b>Total:</b>	<b>\$80,383,863</b>	<b>169.0</b>

## Metrics and Data

Metrics	Data	Related Goal #
ODG Grant Performance Rating	Overall grant performance at 96%	3
Affordable Housing Units Created or Preserved	Created 2000 new units and preserved 9,400 since 2019	2
Homelessness Initiatives on Track and on Timeline	Identified 8 strategic improvement areas for 2025-2030 plan	1
Home Repair – Number of households/homes served	Completed 750 home repairs in 2023	1
Housing Stability – Number of households successfully rehoused	Successfully rehoused 683 households in 2023	1

## Operating Budget Highlights

Initiative	FY 2025 Adopted	FY 2025 Adopted FTE
Homelessness Service capacity building	\$5,000,000	-
Motor City Match (one-time)	\$2,500,000	-
Affordable Housing Development and Preservation Fund	\$3,150,000	1.0
Transfer to HRD of Earned Income Tax Credit (EITC) Program	\$213,716	-
Tenant Rights Commission	\$521,000	-
Shelter of New Arrivals (one-time)	1,000,000	-
Study for the Design of Housing for an Aging Population (Retirement Village Model) (one-time)	\$100,000	-
Create a Snow Removal Grant Fund (one-time)	\$1,200,000	-
Land Value Taxation Impact Study (one-time)	\$100,000	-
Detroit Legacy Business Fund (one-time)	\$500,000	-
Young Entrepreneurs Program	\$150,000	-
Digital Resources and Literacy on Detroit at Work website (one-time)	\$150,000	-
Joy Road Corridor Retail Study (one-time)	\$100,000	-
Analysis of Cost of Multi-family versus Single-Family Homes (one-time)	\$100,000	-

## Departmental Financial Information

	General Fund	Non-General Funds	Capital Fund	Blight Fund	Total Funds
Revenues	\$ 6,720,000	\$ 44,487,645	\$ -	\$ -	\$ 51,207,645
Expenditures	\$ 35,896,218	\$ 44,487,645	\$ -	\$ -	\$ 80,383,863
<b>Net Tax Cost</b>	<b>\$ 29,176,218</b>	<b>\$ -</b>	<b>\$ -</b>	<b>\$ -</b>	<b>\$ 29,176,218</b>

<b>Positions (by FTE)</b>	<b>54.0</b>	<b>115.0</b>	<b>-</b>	<b>-</b>	<b>169.00</b>
---------------------------	-------------	--------------	----------	----------	---------------

**City of Detroit**  
Fiscal Year 2024-2025 Budget

**Department 36 - Housing & Revitalization Department**  
**General Fund Budget**

Appropriation Cost Center	Full-Time Equivalent	Budgeted Amount
<b>26360 - Community Development</b>	<b>4.00</b>	<b>\$ 6,157,963</b>
360146 - EITC Support	-	\$ 213,716
360150 - Community Development Initiatives	-	\$ 5,421,000
365704 - Program Development & Implementation	4.00	\$ 523,247
<b>26361 - Detroit Housing Network</b>	<b>10.00</b>	<b>\$ 7,355,029</b>
360103 - Neighborhood & Housing Services	3.00	\$ 404,365
360106 - Occupied Buyback Outreach	4.00	\$ 419,776
360136 - Homeless Services	-	\$ 6,000,000
365080 - Immigration Affairs	3.00	\$ 530,888
<b>26362 - Affordable Housing Underwriting &amp; Development</b>	<b>20.00</b>	<b>\$ 4,593,442</b>
360125 - Housing Underwriting GF Staffing	1.00	\$ 191,887
360130 - Community Development	-	\$ 1,550,000
360131 - Real Estate Services	6.00	\$ 819,412
365703 - OPPP Direct - Tax Incentives, Policy, & Dev	13.00	\$ 2,032,143
<b>26364 - Affordable Housing Development and Preservation Fund</b>	<b>1.00</b>	<b>\$ 3,150,000</b>
360072 - Housing Affordability	1.00	\$ 3,150,000
<b>26365 - Neighborhood Improvement Fund</b>	<b>3.00</b>	<b>\$ 1,000,000</b>
360123 - Davison Joy Linwood Dexter	1.00	\$ -
360130 - Community Development	2.00	\$ 1,000,000
<b>27360 - Economic Development Programs</b>	<b>8.00</b>	<b>\$ 7,134,971</b>
360133 - Jobs & Economy Team	8.00	\$ 1,543,482
360134 - Economic Development Corporation	-	\$ 300,000
360135 - Economic Growth Corporation	-	\$ 2,791,489
365008 - HRD Economic & Small Business Dev	-	\$ 2,500,000
<b>27361 - Workforce Development Programs</b>	<b>-</b>	<b>\$ 2,665,000</b>
365007 - Economic Development Summer Jobs Program	-	\$ 2,000,000
365012 - Detroit Employment Services Corp	-	\$ 665,000
<b>27362 - Workforce Development Support</b>	<b>-</b>	<b>\$ 150,000</b>
365012 - Detroit Employment Services Corp	-	\$ 150,000
<b>29360 - Housing &amp; Revitalization Dept Administration</b>	<b>8.00</b>	<b>\$ 3,689,813</b>
360054 - Administration Indirect Costs	6.00	\$ 1,273,821
365702 - Admin (Indirect) - Records, Audit, & Admin Support	2.00	\$ 159,992
365709 - HRD Indirect Cost	-	\$ 2,256,000
<b>General Fund Total</b>	<b>54.00</b>	<b>\$ 35,896,218</b>

**City of Detroit**  
Fiscal Year 2024-2025 Budget

**Department 36 - Housing & Revitalization Department**  
**Non-General Funds Budget**

Appropriation Cost Center	Full-Time Equivalent	Budgeted Amount
<b>04139 - HRD Detroit Area Pre-College Engineering Program NOF</b>	-	\$ 67,992
360238 - DAPCEP	-	\$ 67,992
<b>04178 - HRD World Medical Relief</b>	-	\$ 57,992
360263 - World Medical Relief	-	\$ 57,992
<b>04898 - HRD Ser Metro</b>	-	\$ 62,992
360427 - Ser Metro	-	\$ 62,992
<b>05149 - HRD St Patrick Senior Center</b>	-	\$ 67,992
360454 - St Patrick Senior Center	-	\$ 67,992
<b>05178 - HRD Wellspring</b>	-	\$ 67,992
360469 - Wellspring	-	\$ 67,992
<b>05544 - HRD SWDBA</b>	-	\$ 47,992
360558 - SWDBA	-	\$ 47,992
<b>05662 - HRD LASED</b>	-	\$ 67,992
360574 - LASED	-	\$ 67,992
<b>05797 - HRD Eight Mile Boulevard BG</b>	-	\$ 25,000
360600 - Eight Mile Boulevard BG	-	\$ 25,000
<b>05897 - HRD Mosaic Youth Theatre</b>	-	\$ 67,992
360619 - Mosaic Youth Theatre	-	\$ 67,992
<b>06709 - HRD International Institute</b>	-	\$ 72,992
360772 - International Institute	-	\$ 72,992
<b>07523 - HRD Accounting Aid Society</b>	-	\$ 67,992
360901 - Accounting Aid Society	-	\$ 67,992
<b>10124 - St. Vincent and Sarah Fisher Center</b>	-	\$ 62,992
362635 - St. Vincent & Sarah Fisher Center	-	\$ 62,992
<b>10154 - Bridging Communities</b>	-	\$ 62,992
362660 - Bridging Communities_362660	-	\$ 62,992
<b>10409 - HRD Economic &amp; Small Business Development</b>	-	\$ 4,000,000
362742 - Housing CDBG Match - Lead Grant	-	\$ 4,000,000
<b>10620 - HRD Jefferson East Business Association</b>	-	\$ 57,992
363059 - Jefferson East Business Association	-	\$ 57,992
<b>10663 - HRD Neighborhood Legal Services Michigan</b>	-	\$ 62,992
363079 - Neighborhood Legal Services Michigan	-	\$ 62,992
<b>10821 - HRD HOME</b>	-	\$ 8,256,388
363001 - HOME CHDO Project Financing	-	\$ 8,256,388
<b>11167 - HRD Greening of Detroit</b>	-	\$ 62,992
363124 - Greening of Detroit	-	\$ 62,992
<b>11547 - HRD Clark Park</b>	-	\$ 62,992
366996 - Clark Park	-	\$ 62,992
<b>11554 - HRD Mercy Education Project</b>	-	\$ 67,992
361741 - Mercy Education Project	-	\$ 67,992
<b>11798 - HRD Mariner's Inn</b>	-	\$ 52,992
366075 - Mariner's Inn	-	\$ 52,992



**City of Detroit**  
Fiscal Year 2024-2025 Budget

**Department 36 - Housing & Revitalization Department**  
**Non-General Funds Budget**

Appropriation Cost Center	Full-Time Equivalent	Budgeted Amount
<b>11838 - Cass Community Social Services</b>	-	\$ 52,992
366310 - Cass Community Social Services	-	\$ 52,992
<b>12168 - HRD Homeless Public Services</b>	-	\$ 2,424,692
364050 - Homeless Public Service	-	\$ 2,424,692
<b>12945 - HRD Unassigned Projects</b>	-	\$ 9
362009 - Unassigned Projects	-	\$ 9
<b>13170 - HRD Neighborhood Outreach &amp; Administration</b>	10.00	\$ 1,741,288
365706 - Neighborhood & Housing Svcs - Homeless Services	5.00	\$ 757,284
365707 - Programmatic Underwriting - NOF & CDBG	5.00	\$ 984,004
<b>13171 - HRD HOME Administration</b>	8.00	\$ 917,374
365160 - HOME Administration	8.00	\$ 917,374
<b>13340 - HRD Emergency Solutions Grant</b>	2.00	\$ 2,882,722
361507 - Emergency Solutions Grant - Staff	2.00	\$ 216,204
361508 - Emergency Solutions Grant - Projects	-	\$ 2,666,518
<b>13529 - HRD Section 108 Loans</b>	-	\$ 4,220,388
364086 - Mexicantown Mercado Sec 108 Loan	-	\$ 28,374
364087 - Garfield II Sec 108 Loan	-	\$ 820,161
364089 - Book Cadillac Sec 108 Loan	-	\$ 730,343
364090 - Fort Shelby Sec 108 Loan	-	\$ 1,631,970
364091 - Woodward Garden Sec 108 Loan	-	\$ 465,198
364092 - Garfield Geothermal Sec 108 Loan	-	\$ 116,321
364093 - Garfield Sugar Hill Sec 108 Loan	-	\$ 428,021
<b>13556 - HRD Urban Neighborhood Initiatives</b>	-	\$ 57,992
367232 - Urban Neighborhood Initiatives	-	\$ 57,992
<b>13562 - HRD The Youth Connection</b>	-	\$ 57,992
367237 - The Youth Connection	-	\$ 57,992
<b>13837 - Summer Jobs &amp; Small Business Dev</b>	-	\$ 1,500,000
365007 - Economic Development Summer Jobs Program	-	\$ 1,500,000
<b>13840 - SEED</b>	-	\$ 67,992
363231 - SEED	-	\$ 67,992
<b>20153 - HRD Conventional Home Repairs</b>	-	\$ 4,000,000
364113 - Conventional Home Repairs	-	\$ 4,000,000
<b>20156 - Siena Literacy Center</b>	-	\$ 62,992
364116 - Siena Literacy Center	-	\$ 62,992
<b>20234 - HRD Administration Direct - Reporting &amp; Compliance</b>	22.00	\$ 3,211,838
365701 - Administration Direct - Reporting & Compliance	22.00	\$ 3,211,838
<b>20238 - HRD Housing Underwriting - Multi Family</b>	6.00	\$ 1,464,302
365705 - Housing Underwriting - Multi Family	6.00	\$ 1,464,302
<b>20413 - Bridging Neighborhoods Fund</b>	11.00	\$ -
360145 - Bridging Neighborhoods Program	11.00	\$ -
<b>20488 - Luella Hannan Memorial</b>	-	\$ 67,992
361111 - HRD Grants	-	\$ 67,992



**City of Detroit**  
Fiscal Year 2024-2025 Budget

**Department 36 - Housing & Revitalization Department  
Non-General Funds Budget**

Appropriation Cost Center	Full-Time Equivalent	Budgeted Amount
<b>20636 - Community Development Housing Activities</b>	<b>23.00</b>	<b>\$ 3,829,303</b>
365110 - Housing Services - Single Family Rehab	23.00	\$ 3,829,303
<b>20639 - FY19 Lead Hazard Reduction Program</b>	<b>2.00</b>	<b>\$ -</b>
361111 - HRD Grants	2.00	\$ -
<b>20647 - Center For Employment Opportunities</b>	<b>-</b>	<b>\$ 62,992</b>
361111 - HRD Grants	-	\$ 62,992
<b>20648 - Cody Rouge Community Action Alliance</b>	<b>-</b>	<b>\$ 62,992</b>
361111 - HRD Grants	-	\$ 62,992
<b>20735 - 2020 Lead Hazard Reduction Grant</b>	<b>4.00</b>	<b>\$ -</b>
361111 - HRD Grants	4.00	\$ -
<b>20792 - Project Healthy Community</b>	<b>-</b>	<b>\$ 62,992</b>
361111 - HRD Grants	-	\$ 62,992
<b>20813 - CDBG-CV CARES ACT funds</b>	<b>7.00</b>	<b>\$ -</b>
360024 - Ser Casa _ GM Partnership	7.00	\$ -
<b>20928 - HRD HOPWA Administration</b>	<b>1.00</b>	<b>\$ 101,954</b>
361111 - HRD Grants	1.00	\$ 101,954
<b>20954 - Southwest Economic Solution Corp</b>	<b>-</b>	<b>\$ 62,992</b>
361111 - HRD Grants	-	\$ 62,992
<b>20980 - Expanding Municipal Fncial Empowerment in Detroit Grant</b>	<b>1.00</b>	<b>\$ -</b>
361111 - HRD Grants	1.00	\$ -
<b>20991 - Home-ARP Project Costs</b>	<b>4.00</b>	<b>\$ -</b>
360102 - HOME ARP	4.00	\$ -
<b>21091 - Choice Neighborhoods Grant Match</b>	<b>-</b>	<b>\$ 2,000,000</b>
361111 - HRD Grants	-	\$ 2,000,000
<b>21102 - FY22 LBPHR-Healthy Home Production HHP- Grant</b>	<b>2.00</b>	<b>\$ -</b>
361111 - HRD Grants	2.00	\$ -
<b>21121 - Disability Network</b>	<b>-</b>	<b>\$ 62,992</b>
361111 - HRD Grants	-	\$ 62,992
<b>21217 - CDBG Public Facility Rehab/Infrastructure</b>	<b>3.00</b>	<b>\$ 391,034</b>
365707 - Programmatic Underwriting - NOF & CDBG	3.00	\$ 391,034
<b>21218 - CDBG Programmatic Operations</b>	<b>4.00</b>	<b>\$ 1,096,673</b>
361111 - HRD Grants	3.00	\$ 954,938
365707 - Programmatic Underwriting - NOF & CDBG	1.00	\$ 141,735
<b>21223 - FY22 Lead-Based Paint Hazard Reduction Grant</b>	<b>3.00</b>	<b>\$ -</b>
361111 - HRD Grants	3.00	\$ -
<b>21243 - Opioid Settlement Proceeds</b>	<b>1.00</b>	<b>\$ -</b>
360122 - HRD Opioid Settlement	1.00	\$ -
<b>21253 - Detroit Phoenix Center</b>	<b>-</b>	<b>\$ 57,992</b>
361111 - HRD Grants	-	\$ 57,992
<b>21254 - Detroit Horsepower</b>	<b>-</b>	<b>\$ 62,992</b>
361111 - HRD Grants	-	\$ 62,992
<b>21293 - Michigan Medicaid Chip Lead Hazard Control Comm Dev Grant 2024</b>	<b>1.00</b>	<b>\$ -</b>

**City of Detroit**  
Fiscal Year 2024-2025 Budget

**Department 36 - Housing & Revitalization Department  
Non-General Funds Budget**

Appropriation Cost Center	Full-Time Equivalent	Budgeted Amount
361111 - HRD Grants	1.00	\$ -
<b>21391 - CAMP Restore</b>	-	<b>\$ 52,992</b>
361111 - HRD Grants	-	\$ 52,992
<b>21392 - Math Corp</b>	-	<b>\$ 52,992</b>
361111 - HRD Grants	-	\$ 52,992
<b>21393 - Sistahs Reachin' Out</b>	-	<b>\$ 52,992</b>
361111 - HRD Grants	-	\$ 52,992
<b>21394 - Student Advocacy Center</b>	-	<b>\$ 52,992</b>
361111 - HRD Grants	-	\$ 52,992
<b>21395 - Avalon Healing Center</b>	-	<b>\$ 52,992</b>
361111 - HRD Grants	-	\$ 52,992
<b>21396 - Carrie Morris Arts dba Detroit Puppet Company</b>	-	<b>\$ 52,992</b>
361111 - HRD Grants	-	\$ 52,992
<b>21397 - First Step</b>	-	<b>\$ 52,992</b>
361111 - HRD Grants	-	\$ 52,992
<b>21398 - Detroit Association of Black Organizations (DABO)</b>	-	<b>\$ 52,992</b>
361111 - HRD Grants	-	\$ 52,992
<b>21399 - Gay Elders of Metro Detroit dba MiGEN</b>	-	<b>\$ 52,992</b>
361111 - HRD Grants	-	\$ 52,992
<b>Non-General Fund Total</b>	<b>115.00</b>	<b>\$ 44,487,645</b>

# Department 37: Detroit Police Department

## Mission

The mission of the Detroit Police Department (DPD) is to encourage thoughtful decision-making, and a strong sense of community responsibility through education, equity, empathy, professionalism, transparency, and policing standards properly informed by community input and civic leadership.

## Operating Programs and Services

- **Administration and Operating Infrastructure** promotes and maintains fiscal responsibility, regulatory compliance, and accurate reporting. The Office of Professional Development (OPD) is responsible for the professional development of DPD members as well as servicing the organizational needs of the Department, including radio and telephone communications, acquiring, allocating, and inventory of equipment and facilities. Units include Support Services Bureau, Management Services Section, Payroll, Detroit Detention Center, Forfeiture Unit, Licensing Unit, Abandoned Vehicle Task Force, Secondary Employment, Resource Management, Facilities Management, Stockroom, Firearms Inventory and Fleet Management.
- **Chief's Neighborhood Liaison** stabilizes neighborhoods and sustains a healthy and safe environment for residents. The Office of Workplace & Community Resiliency strengthens relationships with residents and the community. Internally, Peer Support, Committee on Race and Equality (C.O.R.E.) and DPD Fit University holistically focus on providing support and resources to department members. Procedural Justice/Police Legitimacy Division will repair, strengthen, and bridge gaps between the Department and the community. The Mental Health Co-Response Partnership Program continues to expand to all twelve (12) Precincts.
- **Communications Operations** services over 277,000 police calls (average of 758 per day) and over 90,000 priority 1 calls (average of 250 per day).
- **Crime Code Enforcement** is comprised of Major Crimes and Organized Crime.
  - **Major Crimes** includes Homicide Section, Arson Unit, Special Victims Unit, Child Abuse Unit, Domestic Violence Unit, Investigative Operations including Crime Scene Services, Property Control, Detectives, and NIBIN in partnership with the ATF.
  - **Organized Crime** includes Major Violators Section, Vice Enforcement, Prisoner Processing, Commercial Auto Theft Unit, Violent Crime Task Force/Violent Gang Task Force (VCTF/ VGTF), and Fire Investigation Unit.
- **Crime Intelligence Unit** collects and shares information and intelligence and has identified countless violent felons.
- **Police Emergency Response** is provided through Eastern and Western Operations, which includes the eleven (11) police precincts and Gaming and Downtown Services, and through Crime Control Strategies which includes the following units:

Metropolitan Division which operates units and task forces with highly diverse and specialized subject-matter experts to respond to critical incidents, gather intelligence, and assist with high crime areas and special events requests of each Precinct/Bureau; Traffic Enforcement Unit; The Special Response Team (SRT) for intense situations such as armed barricaded gunperson scenes, hostage rescue operations, high-risk search/arrest warrants, and terrorist incidents; Canine (K9) to track missing persons, wanted felons, and conduct narcotic, article, building and explosive searches; Bomb Squad; Air Support; The Harbormaster Unit; Maritime Operations for rescue and recovery; Tactical Services Section for reduction of violent crime through directed patrol and enforcement. Mounted deploys with the Mobile Field Force during critical incidents in addition to working special events.

- **Public Services** provides continuous social work and supportive services to the victims, families and communities affected by Sexual Assault, Domestic Violence-Intimate Partner Violence, (IPV), Homicide, and Other Assaultive Crimes within Detroit. The Victims Assistance Unit provides services to restore physical and emotional health.

## Goals, Strategic Priorities and Related City Outcomes

Goals / Strategic Priorities	Timeframe	Related City Outcome
1. A robust energetic DPD focused on reducing crime throughout the city so residents can freely walk the streets without fear. This focus will target repeat violent offenders and bring them to justice if they continue their violent ways	July 2024 – June 2028	Safer Neighborhoods
2. An effective crime prevention strategy with robust implementation of Ceasefire to dramatically reduce violent crime in neighborhoods	July 2024 – June 2025	Safer Neighborhoods
3. A community that truly shares responsibility for setting the standard for safety and security in every neighborhood; where community members vocally express their intolerance for aberrant criminal and deviant behavior that damages their neighborhood’s quality of life	July 2024 – June 2028	Vibrant and Beautiful City
4. Strong community collaboration with DPD in areas of policy development, strategical and tactical development, transparency, and the sharing of responsibility between police and community to achieve the goal of effective crime reduction and safety throughout the city	July 2024 – June 2028	Efficient and Innovative Operations
5. Strong performance management initiatives– including a problem-solving Compstat– that will ensure all employees are accountable	July 2024 – June 2028	Efficient and Innovative Operations
6. A strengthened commitment to problem solving as a key for reducing repeat situations of concern requiring police attention	July 2024 – June 2028	Effective Governance
7. Internal police management practices that show respect for employees and value the work they do, pushing down authority within the organization to be creative problem solvers within policy guidelines	July 2024 – June 2028	Effective Governance
8. A leaner police organization that provides value for money spent by the citizens of Detroit for policing services	July 2024 – June 2028	Efficient and Innovative Operations
9. Stronger integration between police and other city agencies in providing services to those who have problems that may result in violent or destructive behavior	July 2024 – June 2028	Safer Neighborhoods
10. High levels of satisfaction with police performance in meeting community needs, resulting in higher levels of police legitimacy in the community and increased confidence that the police are treating everyone with respect, regardless of the circumstances.	July 2024 – June 2028	Economic Equity and Opportunity
11. Maximizing police officers assigned to neighborhood policing through reducing specialization of certain functions	July 2024 – June 2028	Efficient and Innovative Operations
12. Widespread acknowledgement in the community that “cops count” in maintaining Detroit as a great place to live and work	July 2024 – June 2028	Vibrant and Beautiful City
13. A strong commitment to assisting victims of crime, to lessen the impact of criminal events on their lives and well-being	July 2024 – June 2028	Safer Neighborhoods
14. Powerful ethics focused on truthfulness at all times and a commitment to excellence in community service through the organization	July 2024 – June 2028	Vibrant and Beautiful City

## Budget By Service

Services	FY 2025 Adopted	FY 2025 Adopted FTE
Citizens Patrol	\$89,804	1.00
Communications Operations	\$27,656,807	333.00
Community Engagement	\$5,586,876	49.00
Criminal Investigations	\$3,578,591	27.00
Crossing Guards	\$542,880	-
Detroit Detention Center	\$17,893,304	64.00
Downtown Services	\$11,261,775	111.00
Eastern Operations (3rd, 5th, 7th, 9th, 11th Pcts)	\$82,126,512	669.00
Executive Protection Unit	\$2,618,125	22.00
Fiscal Operations	\$3,702,415	47.00
Gaming Unit	\$2,902,081	23.00
Major Case Investigation	\$31,215,131	182.00
Management Services	\$10,702,395	110.00
Narcotics Forfeiture Activity	\$47,017,774	421.00
Office of Internal Affairs	\$4,996,695	39.00
Office of the Assistant Chief	\$3,207,145	24.00
Office of the Chief	\$3,069,669	26.00
Police Fleet Management	\$2,687,800	16.00
Police Grants	\$8,821,341	42.00
Police Human Resources	\$12,864,097	67.00
Police Medical	\$1,563,705	14.00
Police Services Infrastructure	\$3,221,200	-
Police Towing Operations	\$4,017,968	28.00
Resource Management	\$7,402,835	43.00
Tactical Services & Operations	\$17,623,655	126.00
Technology	\$4,800,032	70.00
Training	\$7,018,252	52.00
Transit Police Division	\$4,838,061	45.00
Western Operations (2nd, 4th, 6th, 8th, 10th, 12th Pcts)	\$108,823,796	878.00
<b>Total:</b>	<b>\$441,850,719</b>	<b>3,529.00</b>

## Metrics and Data

Metrics	Data	Related Goal #
# of citizens patrol groups	18 groups	4
# of 911 calls received / answered	1,080,394 calls received / 939,075 calls answered	13
# of community policing programs	116 programs	4
Yearly non-fatal shooting closure rate	33%	1
# of crossing guards	51 guards	4
Total average arrests per day (July 2023)	55 arrests	1
Yearly homicide case closure rate	44%	1
Requisitions created per month (June 2023)	136 reqs	8
Vehicle forfeitures per month (July 2023)	38 forfeitures	8
Police fleet cars deployed monthly (July 2023)	4 cars	11
Grant money awarded yearly (CY 2022)	\$8,001,533	13

## Metrics and Data Continued

Metrics	Data	Related Goal #
Facility requests completed per month (July 2023)	97 requests	12
Police towing - monthly percent hook rate (July 2023)	17.50%	9
Part 1 crime in Eastern Operations	9.8% increase	1
Part 1 crime in Western Operations	4.4% increase	1

## Operating Budget Highlights

Initiative	FY 2025 Adopted	FY 2025 Adopted FTE
Transit Police Division	\$4,838,061	45.0
Homeland Security Intelligence Specialists (transferred from Mayor's Office)	\$1,937,588	21.0
Increased operational costs for Detroit Detention Center (one-time)	\$3,000,000	-
Expansion of Neighborhood Police Officers	\$2,395,714	25.0
Taser and vest replacement (previously in capital budget)	\$3,221,200	-
Overtime for coverage during hiring transition (one-time)	\$14,114,430	-
Enhanced facility security at tow lots (non-general fund)	\$940,000	-
Expanded Special Events Ambassador program operations	\$125,000	1.0
Expanded Special Events Ambassador program (one-time)	50,000	-

## Departmental Financial Information

	General Fund	Non-General Funds	Capital Fund	Blight Fund	Total Funds
Revenues	\$ 92,757,703	\$ 17,411,299	\$ -	\$ -	\$ 110,169,002
Expenditures	\$ 424,439,420	\$ 17,411,299	\$ -	\$ -	\$ 441,850,719
<b>Net Tax Cost</b>	<b>\$ 331,681,717</b>	<b>\$ -</b>	<b>\$ -</b>	<b>\$ -</b>	<b>\$ 331,681,717</b>

<b>Positions (by FTE)</b>	<b>3,381.00</b>	<b>148.00</b>	<b>-</b>	<b>-</b>	<b>3,529.00</b>
---------------------------	-----------------	---------------	----------	----------	-----------------



**City of Detroit**  
Fiscal Year 2024-2025 Budget

**Department 37 - Detroit Police Department  
General Fund Budget**

Appropriation Cost Center	Full-Time Equivalent	Budgeted Amount
<b>00321 - Police Secret Service Fund</b>	-	\$ 58,401
370740 - Secret Service Operation	-	\$ 58,401
<b>00380 - Police Grant Contributions</b>	-	\$ 2,025,226
370710 - Grant Contribution-Cash	-	\$ 2,025,226
<b>25370 - Criminal Code Enforcement</b>	<b>779.00</b>	<b>\$ 100,572,929</b>
370430 - Office of the Dep Chief-Criminal Investigation	27.00	\$ 3,265,973
370440 - Narcotics Enforcement Section	414.00	\$ 45,985,259
370500 - Homicide	182.00	\$ 31,556,477
370525 - Tactical Support	126.00	\$ 17,693,566
370568 - Records and Identification	30.00	\$ 2,071,654
<b>25372 - Police Emergency Response</b>	<b>1,844.00</b>	<b>\$ 220,157,260</b>
370095 - Gaming Unit	23.00	\$ 2,915,422
372000 - Office of the Deputy Chief Patrol Operat Bureau	31.00	\$ 3,212,362
372005 - Incident Response	131.00	\$ 10,780,000
372011 - Central District	111.00	\$ 11,295,611
372012 - 7th Precinct	118.00	\$ 14,093,589
372013 - 5th Precinct	128.00	\$ 14,794,939
372014 - 8th Precinct	172.00	\$ 23,721,813
372016 - 2nd Precinct	131.00	\$ 15,618,440
372017 - 12th Precinct	164.00	\$ 22,135,583
372018 - 6th Precinct	153.00	\$ 17,541,261
372019 - 10th Precinct	126.00	\$ 14,765,598
372023 - 11th Precinct	123.00	\$ 14,527,193
372024 - 9th Precinct	164.00	\$ 22,787,843
372026 - Citizens Patrol	1.00	\$ 215,780
372028 - 4th Precinct	132.00	\$ 15,488,678
372029 - 3rd Precinct	136.00	\$ 16,263,148
<b>25373 - Public Services</b>	<b>118.00</b>	<b>\$ 23,528,931</b>
370090 - Transit Police Operations	45.00	\$ 4,838,061
370570 - Victims Assistance	9.00	\$ 777,093
370687 - Detroit Detention Center	64.00	\$ 17,913,777
<b>28370 - Community Engagement - Police</b>	<b>40.00</b>	<b>\$ 5,244,598</b>
370078 - Police Community Services	40.00	\$ 5,244,598
<b>28371 - Executive Protection Unit</b>	<b>22.00</b>	<b>\$ 2,630,276</b>
370060 - Executive Protection	22.00	\$ 2,630,276
<b>29370 - Police Department Administration</b>	<b>279.00</b>	<b>\$ 37,690,715</b>
370020 - Office of the Chief	26.00	\$ 3,078,127
370040 - Planning and Inspection	31.00	\$ 3,349,956
370047 - Police Legal Advisor	15.00	\$ 1,677,704
370072 - Disciplinary Admin Unit	39.00	\$ 5,019,014
370140 - Police Human Resources	67.00	\$ 11,414,327
370590 - Fiscal Operations - Admin	17.00	\$ 1,902,391



**City of Detroit**  
Fiscal Year 2024-2025 Budget

**Department 37 - Detroit Police Department  
General Fund Budget**

Appropriation Cost Center	Full-Time Equivalent	Budgeted Amount
370686 - Training Section	51.00	\$ 9,019,329
372300 - Office of Deputy Chief Technical Services Bureau	3.00	\$ 421,303
372390 - Budget Police	30.00	\$ 1,808,564
<b>29371 - Policing Services Infrastructure</b>	<b>299.00</b>	<b>\$ 32,531,084</b>
370210 - Police Medical	14.00	\$ 1,565,090
370675 - Resource Management Division	43.00	\$ 8,124,586
370676 - Police Fleet Management	16.00	\$ 2,707,798
372290 - Office of the Asst Chief-Administration	24.00	\$ 3,215,671
372376 - Communications Operations	202.00	\$ 16,917,939
<b>General Fund Total</b>	<b>3,381.00</b>	<b>\$ 424,439,420</b>

**City of Detroit**  
Fiscal Year 2024-2025 Budget

**Department 37 - Detroit Police Department  
Non-General Funds Budget**

Appropriation Cost Center	Full-Time Equivalent	Budgeted Amount
<b>00648 - Police Enhanced Drug Enforcement Program</b>	<b>7.00</b>	<b>\$ 1,235,780</b>
370760 - Narcotics Forfeiture Activity	7.00	\$ 1,235,780
<b>09112 - Police Enhanced E-911</b>	<b>70.00</b>	<b>\$ 4,800,000</b>
370700 - E-911 Improvements	70.00	\$ 4,800,000
<b>21141 - Firearms Technical Assistance Project Grant</b>	<b>1.00</b>	<b>\$ -</b>
371111 - Police Grants	1.00	\$ -
<b>21299 - VOCA FY25</b>	<b>12.00</b>	<b>\$ 858,969</b>
371111 - Police Grants	12.00	\$ 858,969
<b>21300 - ATPA Oakland County Auto Theft Unit FY25</b>	<b>1.00</b>	<b>\$ 155,576</b>
371111 - Police Grants	1.00	\$ 155,576
<b>21301 - ATPA Preventing Auto Theft FY25</b>	<b>26.00</b>	<b>\$ 3,839,469</b>
371111 - Police Grants	26.00	\$ 3,839,469
<b>21302 - ATPA South East Auto Theft Team FY25</b>	<b>1.00</b>	<b>\$ 119,382</b>
371111 - Police Grants	1.00	\$ 119,382
<b>21303 - STOP – Culturally Specific Underserved Grant FY25</b>	<b>1.00</b>	<b>\$ 113,623</b>
371111 - Police Grants	1.00	\$ 113,623
<b>21304 - FVPSA-Supplemental Family Violence Prevention and Service Act-Miti</b>	<b>-</b>	<b>\$ 177,934</b>
371111 - Police Grants	-	\$ 177,934
<b>21305 - Justice Assistance Grant (JAG) FY25</b>	<b>-</b>	<b>\$ 1,097,679</b>
371111 - Police Grants	-	\$ 1,097,679
<b>21306 - Strategic Traffic Enforcement Program FY25</b>	<b>-</b>	<b>\$ 350,575</b>
371111 - Police Grants	-	\$ 350,575
<b>21307 - Pedestrian &amp; Bicycle Overtime Enforcement FY25</b>	<b>-</b>	<b>\$ 62,381</b>
371111 - Police Grants	-	\$ 62,381
<b>21308 - Operation Stonegarden FY25</b>	<b>-</b>	<b>\$ 34,931</b>
371111 - Police Grants	-	\$ 34,931
<b>25374 - Police Towing Operations</b>	<b>28.00</b>	<b>\$ 4,018,000</b>
370680 - Towing Operations	28.00	\$ 4,018,000
<b>28372 - Public Acts 301-302 Training</b>	<b>1.00</b>	<b>\$ 547,000</b>
370750 - Public Acts 301-302 Training	1.00	\$ 547,000
<b>Non-General Fund Total</b>	<b>148.00</b>	<b>\$ 17,411,299</b>

# Department 38: Public Lighting Department

## Mission

The Public Lighting Department (PLD) supports the Public Lighting Authority (PLA) as it maintains the upgraded streetlight system.

On February 5, 2013, the City created the PLA, a separate municipal corporation pursuant to Michigan Public Act 392 of 2012 (as amended) and the Municipal Lighting Authority Act, MCL 123.1261, to manage and maintain the City's public lighting system. Pursuant to an amendment to the City Utility Users' Tax Act, 1990 PA 100 (as amended) MCL 141.1151-MCL141.1177, the PLA utilizes \$12.5 million in utility user tax proceeds to satisfy the debt service obligation of bonds issued to modernize the streetlight system. Through an interlocal agreement, the City provides additional funds to the PLA to finance the operations and maintenance of the street lighting system.

PLD owns and maintains hundreds of miles of underground conduit and poles for overhead lines. Various communication companies rent conduit space and/or pay pole attachment fees that provide significant revenue to the City's General Fund.

PLD is actively preparing unused substations for sale to private entities, returning them to the City's tax base. PLD also is removing unused overhead lines owned by PLD to further enhance citizen safety and reduce blight.

## Operating Programs and Services

- **Administration/Overhead** encompasses one full-time position, office supplies, and dues/occupancy permits.
- **PLD Reserve** is comprised of materials handling services.
- **Streetlights** encompasses utility costs for streetlights, electrical grid maintenance, substation decommissioning, and removal of overhead wires/peripheral equipment/poles no longer needed.

## Goals, Strategic Priorities and Related City Outcomes

Goals / Strategic Priorities	Timeframe	Related City Outcome
1. Provide well-lit streets as defined using photometric analysis in the Lighting Plan	July 2024 – June 2028	Safer Neighborhoods
2. Remove unused unsightly overhead wires	July 2024 – June 2028	Safer Neighborhoods
3. Contribute to the physical appearance and use of collector streets	July 2024 – June 2028	Vibrant and Beautiful City
4. Maintain legacy electrical conduit grid and make available to City of Detroit information technology department for fiber optic communication cables and lease excess capacity to private fiber optic companies	July 2024 – June 2028	Efficient and Innovative Operations
5. Salvage recyclable unused underground cable to be sold to provide funds to reduce burden of decommissioning	July 2024 – June 2028	Efficient and Innovative Operations
6. Host telecommunications providers within optimal streetlight performance	July 2024 – June 2028	Vibrant and Beautiful City

## Budget By Service

Services	FY 2025 Adopted	FY 2025 Adopted FTE
Administration/Overhead	\$115,655	1.0
PLD Reserve	\$210,000	-
Streetlights	\$19,739,405	-
<b>Total:</b>	<b>\$20,065,060</b>	<b>1.0</b>

## Metrics and Data

Metrics	Data	Related Goal #
Wire removed in feet	Overhead 13,000 ft./5-day week	2
Cable removed in feet	Target underground 4,500 ft./5-day week	4
Number of provider's blight removal work orders	541 in FY23	3
Average number of O&M work orders per month	378	1

## Operating Budget Highlights

Initiatives	FY 2025 Adopted	FY 2025 Adopted FTE
Increase to Public Lighting Authority General Fund Contribution	\$500,000	-
Decommissioning materials handling and processing cost increase	\$55,000	-
Streetlight utility cost increase	\$329,333	-

## Departmental Financial Information

	General Fund	Non-General Funds	Capital Fund	Blight Fund	Total Funds
Revenues	\$ 915,840	\$ 2,500,000	\$ -	\$ -	\$ 3,415,840
Expenditures	\$ 17,565,060	\$ 2,500,000	\$ -	\$ -	\$ 20,065,060
<b>Net Tax Cost</b>	<b>\$ 16,649,220</b>	<b>\$ -</b>	<b>\$ -</b>	<b>\$ -</b>	<b>\$ 16,649,220</b>

<b>Positions (by FTE)</b>	<b>1.00</b>	<b>-</b>	<b>-</b>	<b>-</b>	<b>1.00</b>
---------------------------	-------------	----------	----------	----------	-------------

**City of Detroit**  
Fiscal Year 2024-2025 Budget

**#N/A**

<b>Appropriation Cost Center</b>	<b>Full-Time Equivalent</b>	<b>Budgeted Amount</b>
<b>29380 - Public Lighting - Administration</b>	<b>1.00</b>	<b>\$ 17,565,060</b>
380010 - PLD Administration	1.00	\$ 7,661,797
380011 - PLA Contributions for Operations	-	\$ 9,903,263
<b>General Fund Total</b>	<b>1.00</b>	<b>\$ 17,565,060</b>

**City of Detroit**  
Fiscal Year 2024-2025 Budget

**Department 38 - Public Lighting Department**  
**Non-General Funds Budget**

<b>Appropriation Cost Center</b>	<b>Full-Time Equivalent</b>	<b>Budgeted Amount</b>
<b>29381 - Public Lighting Decommissioning</b>	-	\$ 2,500,000
381100 - PLD Decommissioning	-	\$ 2,500,000
<b>Non-General Fund Total</b>	-	\$ 2,500,000



# Department 43: Planning & Development Department

## Mission

The Planning & Development Department (PDD) envisions a world-class and inclusive planning and development department that sets the standard for equitable and innovative large city planning. Our mission is to improve Detroiters' quality of life through meaningful engagement, strategic planning, thoughtful preservation and equitable development.

## Operating Programs and Services

- **Neighborhood Planning Studies and Implementation** are core planning programs that advance neighborhood stabilization and revitalization and support for population and job growth. This planning is overseen by three divisions serving the City's East Region (Council Districts 3 & 4), West Region (Districts 1, 2 & 7) and Central Region (Districts 5 & 6). Specific work includes: Development of neighborhood framework plans and coordination of plan implementation in neighborhoods, commercial, business, industrial and historic districts; engaging local communities and their leaders in planning workshops and presentations; developing urban design guidelines; designing improvements for local parks, streetscapes, open spaces, public art; developing standards for urban agriculture and green storm water infrastructure; identifying development sites, supporting parcel assembly and proposing historic building-reuse scenarios.
- **Citywide Planning Initiatives** are needed to guide major development impacting multiple neighborhoods, such as the Joe Louis Greenway and industrial facilities. The division of City-wide Strategic Planning oversees neighborhoods planning for the Joe Louis Greenway, as well as the land-use policies of the City's Master Plan.
- **Design and Zoning Reviews** are also managed by the division of Development and Design Innovation. Working in partnership with other city departments, the City Planning Commission and City Council, the division guides development by translating City and neighborhood plans into regulatory language, zoning changes, ordinances and development initiatives; performs design reviews of proposed development; oversees the Sign Waiver Request processes; and facilitates master plan interpretations.
- **Historic Preservation and Adaptive Re-use** of Detroit's significant historic buildings is directed by PDD's Historic Preservation division to jump-start neighborhood revitalization. Work includes developing regulatory language, ordinances and initiatives to guide development, environmental protection and preservation. This division's staff also support the Historic District Commission in enforcement of Historic District codes; review permit applications; conduct

historic district reviews; investigate district violations; and ensure National Environmental Policy Act (NEPA) compliance. Staff work in close partnership with the City Planning Commission (CPC), Historic Designation Advisory Board (HDAB), and other city and state departments.

- **Equitable Development, the City’s Community Benefits Ordinance and Legislative Affairs** are managed by the division of Equitable Development, CBO & Legislative Affairs. This division strengthens PDD’s oversight of the Community Benefits Ordinance and partnerships managing development with the City Council.
- **Administration and Operations Division** maintains vital support partnerships with other departments in managing PDD operations and budget, grants and vendor contracts, and personnel.

### Goals, Strategic Priorities and Related City Outcomes

Goals / Strategic Priorities	Timeframe	Related City Outcome
1. Manage the Master Plan process to help guide citywide, multi-year capital spending	October 23 – April 25	Economic Equity & Opportunity
2. Partner with residents to create and implement Neighborhood Framework Plans that create healthy, vibrant and equitable neighborhoods that promote economic, environmental and social health	July 2023 – June 2025	Vibrant & Beautiful City
3. Primarily through the design review process, promote and maintain high design standards for developments throughout the city	July 2023 – June 2025	Vibrant & Beautiful City
4. Manage the Community Benefits Ordinance Process	July 2023 – June 2025	Economic Equity & Opportunity
5. Through planning, improve the city’s commercial with physical improvements, zoning changes and other actions that attract new businesses and pedestrian traffic	July 2023 – June 2025	Vibrant & Beautiful City
6. Improve industrial development through well-designed plans that buffer adjacent neighborhoods	July 2023 – June 2025	Economic Equity & Opportunity
7. Develop strategies to manage and enhance vacant land citywide	January 2024 – January 2025	Vibrant & Beautiful City
8. Preserve Detroit’s Historic character through effective and efficient Historic District Commission case management; leverage historic assets to jumpstart neighborhood revitalization	July 2023 – June 2025	Efficient and Innovation Operations
9. Working with partner departments, plan create great greenways and open spaces	July 2023 – June 2025	Vibrant & Beautiful City

## Budget by Service

Services	FY25 Adopted	FY25 Adopted FTE
Design Review and Case Management	\$286,851	2.0
Historic District Commission Case Management	\$764,071	6.0
Community Benefits Ordinance	\$159,001	1.0
Neighborhood Framework Plans	\$3,693,805	28.0
Strategic & Citywide Planning	\$353,466	2.0
<b>Total:</b>	<b>\$5,257,194</b>	<b>39.0</b>

## Metrics and Data

Metrics	Data	Related Goal #
Number of applications managed	263 to date	8
Number of developments reviewed	64 submitted projects (YTD)	3
Number of framework plans started	3 in the past 12 months	2
Number of framework plans completed	0 in the past 12 months	2
Number of large community meetings	26 in the last 12 months	2
Number of plans started	1 in the last 12 months	1
Number of Public Community Benefits Ordinance meetings	10 in the last 12 months	4

## Departmental Financial Information

	General Fund	Non-General Funds	Capital Fund	Blight Fund	Total Funds
Revenues	\$ -	\$ -	\$ -	\$ -	\$ -
Expenditures	\$ 5,257,194	\$ -	\$ -	\$ -	\$ 5,257,194
<b>Net Tax Cost</b>	<b>\$ 5,257,194</b>	<b>\$ -</b>	<b>\$ -</b>	<b>\$ -</b>	<b>\$ 5,257,194</b>

<b>Positions (by FTE)</b>	<b>39.00</b>	<b>-</b>	<b>-</b>	<b>-</b>	<b>39.00</b>
---------------------------	--------------	----------	----------	----------	--------------

**City of Detroit**  
Fiscal Year 2024-2025 Budget

**Department 43 - Planning & Development Department  
General Fund Budget**

<b>Appropriation Cost Center</b>	<b>Full-Time Equivalent</b>	<b>Budgeted Amount</b>
<b>29430 - PDD Administration</b>	<b>39.00</b>	<b>\$ 5,257,194</b>
433100 - Planning & Development Operations	39.00	\$ 5,257,194
<b>General Fund Total</b>	<b>39.00</b>	<b>\$ 5,257,194</b>

# Department 45: Department of Appeals & Hearings

## Mission

The Department of Appeals & Hearings aims for a blight-free city, by providing quality administrative hearings in a timely, efficient and cost-effective manner, with respect for the dignity of individuals and their due process rights.

The Department is an independent administrative hearings bureau that adjudicates blight violations and assesses civil fines and costs pursuant to the schedule in the anti-blight ordinances and reviews administrative decisions of City departments and agencies and makes the final agency decisions. It has conducted over 450,000 hearings since its opening in 2005.

## Operating Programs and Services

- **Administration** adjudicates blight code violations issued by authorized City agents with sensitivity to the violations' impact on the escalating problem of blight in Detroit. They enhance collectability of fines and fees through garnishments and liens utilizing the Department's decisions and orders. Administration reviews and makes final decisions on administrative decisions of City agencies.

## Goals, Strategic Priorities and Related City Outcomes

Goals / Strategic Priorities	Timeframe	Related City Outcome
1. Conduct 60,000 Hearings Annually	July 2024 – June 2025	Vibrant & Beautiful City

## Budget By Service

Services	FY 2025 Adopted	FY 2025 Adopted FTE
Code enforcement of blight codes	\$ 1,770,197	15.0
<b>Total:</b>	<b>\$ 1,770,197</b>	<b>15.0</b>

## Metrics and Data

Metrics	Data	Related Goal #
Blight tickets entered into the blight enforcement tracking system daily	Weekly Docket Schedule	1
Administrative appeals filed by the claimant or City department to the DAH Appeal email account	Weekly Docket Schedule	1

### Departmental Financial Information

	General Fund	Non-General Funds	Capital Fund	Blight Fund	Total Funds
Revenues	\$ 5,317,000	\$ -	\$ -	\$ -	\$ 5,317,000
Expenditures	\$ 1,770,197	\$ -	\$ -	\$ -	\$ 1,770,197
<b>Net Tax Cost</b>	<b>\$ (3,546,803)</b>	<b>\$ -</b>	<b>\$ -</b>	<b>\$ -</b>	<b>\$ (3,546,803)</b>

<b>Positions (by FTE)</b>	<b>15.00</b>	<b>-</b>	<b>-</b>	<b>-</b>	<b>15.00</b>
---------------------------	--------------	----------	----------	----------	--------------

**City of Detroit**  
Fiscal Year 2024-2025 Budget

**Department 45 - Department of Appeals & Hearings**  
**General Fund Budget**

<b>Appropriation Cost Center</b>	<b>Full-Time Equivalent</b>	<b>Budgeted Amount</b>
<b>26450 - Code Enforcement Adjudication</b>	<b>15.00</b>	<b>\$ 1,770,197</b>
450010 - DAH Administration	15.00	\$ 1,770,197
<b>General Fund Total</b>	<b>15.00</b>	<b>\$ 1,770,197</b>



# Department 47: General Services Department

## Mission

The General Services Department (GSD) efficiently supports City operations through fleet, buildings, grounds and other support so departments can focus on their core functions. GSD operating divisions provide shared services, and project management, for city government.

## Operating Programs and Services

- **Grounds Maintenance Division** cuts grass and removes litter at city parks and in City-owned vacant lots, manages snow and ice removal at municipal facilities, cleans 220 bus shelters, and operates flower beds. The Division provides exterior maintenance of Detroit Land Bank Authority properties and along major commercial corridors, manages the urban forest, and maintains grass on freeway berms and medians for public rights-of-way.
- **Fleet Management Division** enhances city services by efficiently providing agencies with ready access to functional and reliable vehicles. Responsibilities include supporting the City's Vehicle Steering Committee, preparation and execution of the City's 10-Year Vehicle Reinvestment Plan, approval of vehicle specifications, receipt and disposal of vehicles, repair and maintenance of 2,400 municipal vehicles, supporting the City's employee local driving policies, and administering the loaner pool. The division operates out of the Russell-Ferry, 19th & Michigan, Erskine, and Davison yards with a body shop for simple bump repairs and a 24-hour road crew.
- **Building Services Division** provides custodial services to City-owned facilities and oversees graffiti removal throughout the city. The Security Services Unit manages functions associated with security and monitoring of City operations and facilities, including armed, bonded, and unarmed guards and monitoring equipment.
- **Landscape Design Division** designs, develops and beautifies City-owned parks, greenways and rights-of-way through Floriculture, Beautification, and Park Development Units. Staff develop and manage the City's parks improvement plan, and beautify medians and gateways.
- **Strategy and Planning Division** includes a Project Management and Analytics Team to analyze service requirements of agencies; execute customer Service Agreements; and manage budget, contract and asset requirements. This division oversees creation of the City's long-term plans for the City's fleet and public spaces, as well as functional reforms such as inventory management and 3rd party operated leisure agreements and process improvement. Staff have strategic planning and project management capacity to assure successful implementation of reforms.



- **Animal Care and Control Division** oversees every aspect of an animal's life to ensure the best outcomes for those in the Department's care. Services include offering spay or neutering services for unattended dogs, helping animals find temporary and forever homes, improving safety for residents, and animal control services.
- **Recreation Division** operates 13 recreation centers throughout the City and provides recreation programs and activities at the centers, Spirit Plaza, and Hart Plaza. Over 30 leisure sites – from historic cemeteries, historic Fort Wayne, and Eastern Market; to the new riverwalk and velodrome; to old and vacated recreation centers – are operated by the 3rd party partners under Recreation staff oversight and management. The Division continues to improve the quantity and quality of opportunities it offers.
- **Blight Division** cleans corridors and alleys of debris and excess signage; remove graffiti and create murals on blighted space. These special post-bankruptcy operations are part of interagency enforcement initiatives designed to reduce blight. These teams work closely with the Construction & Demolition Department, the Department of Neighborhoods, and enforcement agencies such as BSEED to maximize impact of their work.
- The **Office of Sustainability** leads the City's initiatives aimed at reducing emissions, increasing resilience, and improving residents' quality of life. The Office supports departments citywide to advance bold climate goals set by the Sustainability Action Agenda and the Detroit Climate Strategy. The Office utilizes an innovative multi-departmental staffing approach with nine staff members embedded in key City departments. Three positions, including the Director of Sustainability, are in the General Services Department, three positions are in the Detroit Department of Transportations, and another three positions are in the Housing and Revitalization Department.

## Goals, Strategic Priorities and Related City Outcomes

Goals / Strategic Priorities	Timeframe	Related City Outcome
1. Transforming our city from Blight to Beauty for the health, safety, and dignity of our residents, businesses, and visitors. Using a three-layered approach of: Enforcement, Remediation, and Maintenance with multiple City departments to hold property owners accountable for maintaining their properties to the minimum standards of our property maintenance ordinances and codes.	July 2017 – November 2033	Vibrant & Beautiful City
2. Connecting communities, residents, and visitors with our parks, programs, and recreation facilities to address five key areas for a healthy community: Aquatics, Athletics, Critical Needs, Enrichment, Nature.	July 2018 – July 2029	Economic Equity and Opportunity
3. Our Parks and Public Space unit is responsible for designing and implementing park improvements to meet our community need for safe, clean, and lush green space and parks throughout the city.	July 2006 – June 2028	Vibrant & Beautiful City
4. Fleet Management is committed to deliver the best service to our customer departments by providing timely, safe, reliable, economical and environmentally responsible transportation.	July 2006 – July 2030	Efficient & Innovative Operations
5. Promote & protect the health, safety, and welfare of residents and visitors from animal bites, zoonotic disease and traffic hazards. Encourage responsible pet ownership through education & enforcement of City Code.	July 2020 – July 2031	Safer Neighborhoods
6. Maintenance of City parks, medians, freeways, and vacant lots.	July 2006 – July 2037	Vibrant & Beautiful City
7. Improved beautification efforts of public spaces by planting and maintaining various flower beds, streetscapes, and medians throughout the city.	July 2006 – January 2035	Vibrant & Beautiful City
8. Beautification efforts through visually appealing aesthetics, such as art pieces, murals, sculptures, and monuments.	July 2022 – February 2036	Vibrant & Beautiful City
9. To maintain and clean facilities and public spaces to promote health, safety, and ensuring a pristine environment for our employees, residents, and visitors.	July 2006 – December 2034	Vibrant & Beautiful City
10. Security Administration implements safety patrols for our parks, public spaces, and facilities. Ensure an environment that is safe for residents and visitors alike.	July 2007 – October 2032	Safer Neighborhoods
11. Planning, funding, and start of site-specific, system-wide development of the Joe Louis Greenway.	July 2018 – June 2028	Vibrant & Beautiful City

## Budget By Service

Services	FY 2025 Adopted	FY 2025 Adopted FTE
Animal Care and Control	\$5,664,157	97.0
Blight Remediation	\$12,367,859	120.0
Building Services	\$15,789,450	54.0
Fleet Management	\$26,739,230	136.0
Grounds Maintenance	\$27,537,742	278.6
Landscape Design and Beautification	\$16,418,120	62.5
Recreation Programs	\$12,269,689	181.6
<b>Total:</b>	<b>\$116,786,247</b>	<b>929.7</b>

## Metrics and Data

Metrics	Data for FY23	Related Goal #
Dog Bites	87	5
No. of Animal Control Officer Responses	1959	5
No. of Animal Control Tickets Issued	212	5
Monthly Intakes vs. Outcomes	682 vs. 701	5
Animal Intake Information	4,514	5
Sheltered Domestic Animal Outcomes	25.5% transferred; 18.65% adopted; 13.89% owner returned; 27.41% didn't survive; 13.23% fostered	5
Non-Domestic Animals Rescued or Relocated	27 chickens; 5 bats; 4 raccoons	5
Murals Completed	118	8
Graffiti Tags Removed	82,236	1
Nuisance Signs Removed	12,732	1
Alleys Cleared	2,529	1
Gates Installed	232	1
Paint Jobs Completed	307	1
Fences Removed	291	1
Trees Removed	439	1
% of facilities cleaned on schedule	75%	9
% of comfort stations opened on schedule	80%	9
No. of Vacant Lots Cut	22,165	6
% of Vacant Lots Completed	100%	6
Park Completions	85%	3
Bulbs planted	300,000	7
No. of monthly security incidents	15	10

## Operating Budget Highlights

Initiative	FY 2025 Adopted	FY 2025 Adopted FTE
Interdepartmental Janitorial and Security Services	\$1,378,535	-
Fleet fuel costs due to increased public safety mileage logged	\$600,000	-
Expansion of M5 GPS System	\$120,000	-
Marketing Campaign for Responsible Pet Ownership	\$100,000	-
Bridge Park Improvements	\$900,000	-
Increased Funding for Special Events	\$260,000	-
Banners for the Livernois Avenue of Fashion (one-time)	\$40,000	-
Increased Funding for Dangerous, Diseased & Dead Tree Trimming and Removal Program	\$2,500,000	-
Citywide Electrification Project	\$1,200,000	-
Historic Ft. Wayne Study (one-time)	\$100,000	-

## Departmental Financial Information

	General Fund	Non-General Funds	Capital Fund	Blight Fund	Total Funds
Revenues	\$ 9,579,175	\$ 1,050,000	\$ -	\$ -	\$ 10,629,175
Expenditures	\$ 74,970,857	\$ 20,996,126	\$ 3,500,000	\$ 17,319,264	\$ 116,786,247
<b>Net Tax Cost</b>	<b>\$ 65,391,682</b>	<b>\$ 19,946,126</b>	<b>\$ 3,500,000</b>	<b>\$ 17,319,264</b>	<b>\$ 106,157,072</b>

<b>Positions (by FTE)</b>	<b>675.20</b>	<b>139.50</b>	<b>-</b>	<b>115.00</b>	<b>929.70</b>
---------------------------	---------------	---------------	----------	---------------	---------------

**City of Detroit**  
Fiscal Year 2024-2025 Budget

**Department 47 - General Services Department  
General Fund Budget**

Appropriation Cost Center	Full-Time Equivalent	Budgeted Amount
<b>25470 - Safe Neighborhoods - GSD</b>	<b>97.00</b>	<b>\$ 5,664,156</b>
470039 - Detroit Animal Care & Control	97.00	\$ 5,664,156
<b>26470 - Parks and Public Space Management</b>	<b>208.00</b>	<b>\$ 22,209,450</b>
470011 - Landscape Design	18.00	\$ 1,842,063
470012 - Park Development	16.00	\$ 1,312,599
470198 - Grounds Maintenance	88.00	\$ 12,933,884
470199 - Grounds Maintenance Seasonals	76.50	\$ 2,025,319
472180 - Floriculture	9.50	\$ 595,585
472290 - Unified Greenway Partnership	-	\$ 3,500,000
<b>27470 - Recreation - GSD</b>	<b>238.20</b>	<b>\$ 14,827,445</b>
472200 - Recreation Operations	32.00	\$ 6,880,460
472230 - Recreation Center Operations	177.20	\$ 6,076,996
472240 - Recreation Center Seasonal	22.60	\$ 569,436
472260 - Recreation Community Based Programming	3.40	\$ 808,535
472280 - Arts Culture & Entrepreneurship	3.00	\$ 492,018
<b>29470 - GSD Shared Services</b>	<b>114.00</b>	<b>\$ 29,867,158</b>
470020 - Building Services	22.00	\$ 5,717,179
470035 - Security	14.00	\$ 2,429,036
470100 - Fleet Management	44.00	\$ 13,992,864
470106 - Detroit Wayne Joint Building Authority	1.00	\$ 82,802
470115 - 36th District Court Madison Center	-	\$ 5,697,696
470120 - Fire Apparatus Garage	33.00	\$ 1,947,581
<b>29471 - GSD - Administration</b>	<b>18.00</b>	<b>\$ 2,402,648</b>
470005 - General Services Administration	16.00	\$ 1,714,965
470007 - Administrative Support Unit	-	\$ 455,512
472210 - Office of Sustainability	2.00	\$ 232,171
<b>General Fund Total</b>	<b>675.20</b>	<b>\$ 74,970,857</b>

**City of Detroit**  
Fiscal Year 2024-2025 Budget

**Department 47 - General Services Department  
Non-General Funds Budget**

Appropriation Cost Center	Full-Time Equivalent	Budgeted Amount
<b>21296 - Summer Food Service Program 2025</b>	-	\$ 350,000
471111 - GSD Grants	-	\$ 350,000
<b>21297 - Child &amp; Adult Care Food Program 2025</b>	-	\$ 700,000
471111 - GSD Grants	-	\$ 700,000
<b>26470 - Parks and Public Space Management</b>	<b>80.50</b>	<b>\$ 9,151,391</b>
470200 - Non Park Forestry - Street Fund	33.00	\$ 5,512,062
470300 - Median Grass Cutting	15.50	\$ 2,010,062
470400 - Freeway Maintenance	21.00	\$ 1,121,118
470402 - Freeway Maintenance Seasonals	11.00	\$ 508,149
<b>29470 - GSD Shared Services</b>	<b>59.00</b>	<b>\$ 10,794,735</b>
470101 - Solid Waste Fleet	34.00	\$ 5,979,145
470110 - Street Maintenance Garage - Street Fund	25.00	\$ 4,815,590
<b>Non-General Fund Total</b>	<b>139.50</b>	<b>\$ 20,996,126</b>

**City of Detroit**  
Fiscal Year 2024-2025 Budget

**Department 47 - General Services Department  
Capital Fund Budget**

<b>Appropriation Cost Center</b>	<b>Full-Time Equivalent</b>	<b>Budgeted Amount</b>
<b>20507 - CoD Capital Projects</b>	-	\$ 3,500,000
470012 - Park Development	-	\$ 3,500,000
<b>Capital Fund Total</b>	-	\$ 3,500,000

**City of Detroit**  
Fiscal Year 2024-2025 Budget

**Department 47 - General Services Department  
Blight Fund Budget**

Appropriation Cost Center	Full-Time Equivalent	Budgeted Amount
<b>20253 - Blight Remediation Projects</b>	<b>33.00</b>	<b>\$ 10,958,737</b>
472120 - Neighborhood Trades Unit	-	\$ 1,281,862
472130 - Corridor Trades Unit	20.00	\$ 1,248,561
472140 - City Walls Mural Program	-	\$ 400,000
472150 - DLBA Grounds Maintenance	5.00	\$ 7,383,019
472170 - Graffiti Removal	8.00	\$ 645,295
<b>25470 - Safe Neighborhoods - GSD</b>	<b>60.00</b>	<b>\$ -</b>
472120 - Neighborhood Trades Unit	60.00	\$ -
<b>26470 - Parks and Public Space Management</b>	<b>22.00</b>	<b>\$ 6,360,527</b>
470400 - Freeway Maintenance	22.00	\$ 6,360,527
<b>Blight Fund Total</b>	<b>115.00</b>	<b>\$ 17,319,264</b>



# Department 48: Water & Sewerage Department – Water

## Mission

The Water and Sewerage Department (DWSD) strives to exceed our customers' expectations through the efficient distribution of treated water, collection of wastewater for treatment and the provision of services that promote healthy communities and economic growth.

The Water Supply System is administratively part of DWSD while maintained as a separate fund in the City of Detroit's accounting system. The department leases five water treatment plants and 20 booster (re-pumping) stations and 19 reservoirs to the Great Lakes Water Authority (GLWA). Of these five water plants, two are in Detroit. There is one plant each in Allen Park, Dearborn and Port Huron. Detroit is primarily served by the two Detroit water treatment plants with some support from the Allen Park and Dearborn facilities. There are three sources of raw water supply – Detroit River at Fighting Island, Detroit River at Belle Isle and Lake Huron north of Port Huron.

The main administrative offices are located at 735 Randolph in downtown Detroit, officially known as the Water Board Building. Approximately 3,438 miles of water transmission and distribution mains within the city of Detroit are owned by the department, and it maintains more than 2,700 miles of these pipes, with the remainder maintained by GLWA.

Bifurcated from GLWA on January 1, 2016, Detroit maintains its own local system under the authority of the six-member Board of Water Commissioners as appointed by the Mayor. The Detroit local system is made up of approximately 3,000 miles of sewer collection pipe and 2,700 miles of water mains serving the neighborhoods. Detroit has full authority to repair and rebuild the local system and serves as first responder to all service disruptions, including those of GLWA-leased assets, located within the City's boundaries.

GLWA will continue to operate the regional water and sewer assets which include the water treatment plants and other water facilities. GLWA operates under the authority of a six-member board appointed by several constituencies of the authority: 2 appointed by the Mayor of Detroit, 1 each by Wayne, Oakland and Macomb Counties and 1 by the Governor from the service area outside the three counties.

## Operating Programs and Services

- **Provide delivery of potable water** for more than 175,000 customers, delivered at various points at adequate pressure to meet our customers' needs. The water provided meets or exceeds standards as required by Michigan's Safe Drinking Water Act as well as federal standards.
- **Furnish sufficient water pressure and service** to ensure acceptable fire protection for commercial buildings and schools.

## Goals, Strategic Priorities and Related City Outcomes

Goals / Strategic Priorities	Timeframe	Related City Outcome
1. Transition to a 50% utilization rate of the Self-Service Customer Portal, for online payments.	July 2024 – June 2028	Efficient & Innovative Operations
2. Keep fire hydrants in need of repair or replacement below 2% of all hydrants	July 2024 – June 2028	Efficient & Innovative Operations
3. Replace 5,000 lead service lines per year	July 2024 – June 2028	Efficient & Innovative Operations

## Budget By Service

Services	FY 2025 Adopted	FY 2025 Adopted FTE
Water Distribution	\$244,744,200	650.0
<b>Total:</b>	<b>\$244,744,200</b>	<b>650.0</b>

## Metrics and Data

Metrics	Data	Related Goal #
Percentage of customers using the Self-Service Customer Portal	43% payments made online as of July 2023	1
Amount billed	Dollars-water revenue	1
Percentage of hydrants out of service and in need of repair or replacement	0% of hydrants out of service and in need of repair or replacement	2

## Departmental Financial Information

	General Fund	Non-General Funds	Capital Fund	Blight Fund	Total Funds
Revenues	\$ -	\$ 244,744,200	\$ -	\$ -	\$ 244,744,200
Expenditures	\$ -	\$ 244,744,200	\$ -	\$ -	\$ 244,744,200
<b>Net Tax Cost</b>	<b>\$ -</b>	<b>\$ -</b>	<b>\$ -</b>	<b>\$ -</b>	<b>\$ -</b>

<b>Positions (by FTE)</b>	<b>-</b>	<b>650.00</b>	<b>-</b>	<b>-</b>	<b>650.00</b>
---------------------------	----------	---------------	----------	----------	---------------

**City of Detroit**  
Fiscal Year 2024-2025 Budget

**Department 48 - Water Department  
Non-General Funds Budget**

Appropriation Cost Center	Full-Time Equivalent	Budgeted Amount
<b>20166 - WDWSR-R Administration</b>	<b>7.00</b>	<b>\$ 830,200</b>
481001 - WDWSR-R Chief Exec Officer	6.00	\$ 649,500
481601 - WDWSR- R BOWC	1.00	\$ 180,700
<b>20167 - WDWSR-R Operations</b>	<b>385.00</b>	<b>\$ 26,225,400</b>
482223 - WDWSR-R Stormwater Drainage	-	\$ 1,062,000
482411 - WDWSR-R Field Engineering	69.00	\$ 5,208,400
482421 - WDWSR-R Facility Oper	15.00	\$ 4,188,600
482422 - WDWSR-R Fleet Operations	20.00	\$ 2,665,900
482431 - WDWSR-R Maint & Repair	214.00	\$ 9,620,300
482432 - WDWSR- R Meter Operations	63.00	\$ 3,119,500
482435 - WDWSR-R Lead Service	4.00	\$ 360,700
<b>20168 - WDWSR-R Compliance</b>	<b>95.00</b>	<b>\$ 10,344,500</b>
483101 - WDWSR-R General Counsel	9.00	\$ 1,338,300
483201 - WDWSR-R Org Development	11.00	\$ 860,800
483301 - WDWSR-R Info Technology	35.00	\$ 5,843,500
483411 - WDWSR-R Compliance-Security	34.00	\$ 1,493,500
483421 - WDWSR-R Compliance-Public Affairs	6.00	\$ 808,400
<b>20169 - WDWSR-R Finance</b>	<b>75.00</b>	<b>\$ 6,866,200</b>
484001 - WDWSR-R Chief Financial Officer	5.00	\$ 1,785,500
484111 - WDWSR-R Finance.	13.00	\$ 760,200
484121 - WDWSR-R Procurement	26.00	\$ 1,343,100
484131 - WDWSR-R Treasury	4.00	\$ 1,010,200
484151 - WDWSR- R Budget	3.00	\$ 181,300
484161 - WDWSR-R Billing & Collect	22.00	\$ 1,418,800
484171 - WDWSR-R Internal Audit	2.00	\$ 367,100
<b>20170 - WDWSR-R Customer Service</b>	<b>88.00</b>	<b>\$ 1,688,000</b>
485111 - WDWSR-R Customer Service.	88.00	\$ 1,688,000
<b>20172 - WDWSR-R Non Operating Expense</b>	<b>-</b>	<b>\$ 90,715,900</b>
487111 - WDWSR-R Non-Operating Exp	-	\$ 90,715,900
<b>20244 - WDWSR-R Improvement &amp; Extension</b>	<b>-</b>	<b>\$ 98,612,000</b>
487711 - WDWSR-R Improvement & Extension Wtr	-	\$ 98,612,000
<b>20334 - WDWSR-R Wtr 2020 Bond Fund</b>	<b>-</b>	<b>\$ 9,462,000</b>
487801 - WDWSR-R Wtr 2020 Bond Fund	-	\$ 9,462,000
<b>Non-General Fund Total</b>	<b>650.00</b>	<b>\$ 244,744,200</b>

# Department 49: Water & Sewerage Department – Sewerage

## Mission

The Water and Sewerage Department (DWSD) strives to exceed our customers' expectations through the efficient distribution of treated water, collection of wastewater for treatment, and the provision of services that promote healthy communities and economic growth.

The Sewerage Department is administratively part of DWSD while maintained as a separate Fund in the City of Detroit Accounting System. The DWSD sewer system originated in 1836, and today it consists of nine pump stations, nine wet weather treatment facilities to reduce combined sewer overflows (CSO) during major rain or snow events, and a total of 3,433 miles of sewer lines that carry rainwater, snowmelt and untreated sewage to the Water Resource Recovery Facility – the largest, single-site wastewater treatment facility in North America. The facilities are leased to and operated by the Great Lakes Water Authority (GLWA). DWSD has installed 16 green stormwater infrastructure projects since 2015 that manage more than 61 million gallons of stormwater annually, further reducing CSOs and helping beautify neighborhoods. The Department currently services and sets water, sewer and drainage rates for more than 175,000 customers.

Bifurcated from GLWA on January 1, 2016, Detroit maintains its own local system under the authority of the seven-member Board of Water Commissioners as appointed by the Mayor. The Detroit local system is made up of approximately 3,000 miles of sewer collection pipe and 2,700 miles of water mains serving the neighborhoods. Detroit has full authority to repair and rebuild the local system and serves as first responder to all service disruptions, including those of GLWA-leased assets, located within the City's boundaries.

GLWA will continue to operate the regional water and sewer assets which include the water treatment plants and other water facilities. GLWA operates under the authority of a six-member board appointed by several constituencies of the authority: 2 appointed by the Mayor of Detroit, 1 each by Wayne, Oakland and Macomb Counties and 1 by the Governor from the service area outside the three counties.

## Operating Programs and Services

- **Wastewater Collection** conveys sanitary and combined sewage collected throughout the service area to the GLWA operated facilities in accordance with applicable service agreements, such that public health is protected and the treated effluent discharged to the Detroit and Rouge Rivers is in compliance with limits established by the Department's National Pollution Discharge Elimination System (NPDES) Permit and

- other applicable wastewater, air pollution and solid waste disposal laws, rules and regulations imposed by courts and agencies.
- **Maintain and upgrade the Detroit Local System** and serve as first responder for necessary repairs within Detroit.
- **Serve as the retail advocate for Detroit based constituents** (Detroit Retail Class), including households, businesses, non-profits, and faith-based organizations, in the procuring of water and sewerage services from GLWA.
- **Serve as the collection agent** for the Detroit Retail Class.

### Goals, Strategic Priorities and Related City Outcomes

Goals / Strategic Priorities	Timeframe	Related City Outcome
1. Clean 500 miles of public sewer pipes per year	July 2024 – June 2028	Efficient & Innovative Operations

### Budget By Service

Services	FY 2025 Adopted	FY 2025 Adopted FTE
Wastewater Collection	\$387,942,900	28.0
<b>Total:</b>	<b>\$387,942,900</b>	<b>28.0</b>

### Metrics and Data

Metrics	Data	Related Goal #
Millions of gallons of stormwater managed annually	105 million gallons via DWSD GSI projects and stormwater ordinance compliance	1

### Departmental Financial Information

	General Fund	Non-General Funds	Capital Fund	Blight Fund	Total Funds
Revenues	\$ -	\$ 387,942,900	\$ -	\$ -	\$ 387,942,900
Expenditures	\$ -	\$ 387,942,900	\$ -	\$ -	\$ 387,942,900
<b>Net Tax Cost</b>	<b>\$ -</b>	<b>\$ -</b>	<b>\$ -</b>	<b>\$ -</b>	<b>\$ -</b>

<b>Positions (by FTE)</b>	-	<b>28.00</b>	-	-	<b>28.00</b>
---------------------------	---	--------------	---	---	--------------



**City of Detroit**  
Fiscal Year 2024-2025 Budget

**Department 49 - Sewerage Department**  
**Non-General Funds Budget**

Appropriation Cost Center	Full-Time Equivalent	Budgeted Amount
<b>20177 - SDWSD-R Administration</b>	-	<b>\$ 932,300</b>
491001 - SDWSD-R Chief Exec Officer	-	\$ 729,400
491601 - SDWSD- R BOWC	-	\$ 202,900
<b>20178 - SDWSD-R Operations</b>	<b>28.00</b>	<b>\$ 27,937,100</b>
492223 - SDWSD- R Storm Drainage	28.00	\$ 3,457,800
492411 - SDWSD-R Field Engineering	-	\$ 4,637,500
492421 - SDWSD-R Facility Oper	-	\$ 4,704,100
492422 - SDWSD-R Fleet Operations	-	\$ 2,613,100
492431 - SDWSD-R Maint & Repair	-	\$ 9,429,900
492432 - SDWSD-R Meter Operations	-	\$ 3,094,700
<b>20179 - SDWSD-R Compliance</b>	-	<b>\$ 14,508,600</b>
493101 - SDWSD-R General Counsel	-	\$ 1,503,000
493201 - SDWSD-R Org Development	-	\$ 966,900
493301 - SDWSD-R Info Technology	-	\$ 9,453,600
493411 - SDWSD-R Compliance-Security	-	\$ 1,677,300
493421 - SDWSD-R Compliance-Public Affairs	-	\$ 907,800
<b>20180 - SDWSD-R Finance</b>	-	<b>\$ 9,558,000</b>
494001 - SDWSD-R Chief Financial Officer	-	\$ 2,005,300
494111 - SDWSD-R Finance	-	\$ 853,900
494121 - SDWSD-R Procurement	-	\$ 1,508,500
494131 - SDWSD-R Treasury	-	\$ 1,134,400
494151 - SDWSD- R Budget	-	\$ 203,500
494161 - SDWSD-R Billing & Collect	-	\$ 3,440,300
494171 - SDWSD-R Internal Audit	-	\$ 412,100
<b>20181 - SDWSD-R Customer Service</b>	-	<b>\$ 4,092,200</b>
495111 - SDWSD-R Customer Service	-	\$ 4,092,200
<b>20183 - SDWSD-R Non Operating Expense</b>	-	<b>\$ 287,787,300</b>
497111 - SDWSD-R Non-Operating Exp	-	\$ 287,787,300
<b>20243 - SDWSD-R Improvement &amp; Extension</b>	-	<b>\$ 36,907,500</b>
497711 - SDWSD-R Improvement & Extension Swr	-	\$ 36,907,500
<b>20310 - SDWSDR 2015 Bond</b>	-	<b>\$ 6,219,900</b>
497800 - SDWSDR Bond 2015	-	\$ 6,219,900
<b>Non-General Fund Total</b>	<b>28.00</b>	<b>\$ 387,942,900</b>

# Department 50: Office of the Auditor General

## Mission

The Office of the Auditor General (OAG) is an independent, full-service auditing function to examine and evaluate City activities in order to improve accountability for public funds and to improve operations of City government. The agency promotes the economy, efficiency, and effectiveness of city government and helps to protect against fraud, waste, and abuse by conducting independent audits, investigations, and evaluations while adhering to the professional standards of the auditing profession.

OAG responsibilities and authority are stated in Section 7.5-105 of the Charter to make audits of the financial transactions, performance, and operations of city agencies with a focus on high-risk areas; to perform financial analysis of agencies; to make a report of the financial position of the City after the close of each fiscal year; to investigate the administration and operation of City agencies; to settle all disputed claims in favor of or against the City as provided by ordinance, and to make reports to City agencies of irregularities of practice and erroneous accounting methods. OAG prepares written reports of audit findings and recommendations to the City Council, the Mayor, and the management of each agency, and performs special projects and other work. The OAG participates in the City's independent biannual Revenue Estimating Conference process. The annual financial audit of the City's Annual Comprehensive Financial Report (ACFR) and its Federal financial assistance programs are performed by outside auditors hired by the OAG.

## Operating Programs and Services

- **Internal Controls Auditing** investigates the administration and operation of City agencies.
- **Public Claims Hearings** promote an atmosphere of mutual trust and accountability among constituents.
- **Budget Analysis/Revenue Consensus** identifies and reports opportunities for expense savings and revenues increases.
- **Annual ACFR Oversight** facilitates the annual financial audit of the City's ACFR and Federal financial programs.

## Goals, Strategic Priorities and Related City Outcomes

Goals / Strategic Priorities	Timeframe	Related City Outcome
1. Complete an optimal number of performance audits, investigations, and special projects	July 2023 – June 2025	Effective Governance
2. Complete an optimal number of internal and external audits of ARPA funded initiatives	July 2023 – June 2025	Effective Governance
3. Improve the quality and timeliness of all external as well as internal reporting	July 2023 – June 2025	Effective Governance
4. Improve the auditing, consulting, and value-add capabilities of the OAG staff	July 2023 – June 2025	Effective Governance
5. Identify and report opportunities for expense savings and revenues increases	July 2023 – June 2025	Effective Governance
6. Expand our activities to include Enterprise-wide Risk Management	July 2023 – June 2025	Effective Governance

## Budget By Service

Services	FY 2025 Adopted	FY 2025 Adopted FTE
Administration	\$891,085	3.0
Auditing – Annual Comprehensive Financial Report	\$1,852,000	-
Auditing – Operations	\$2,532,195	18.0
<b>Total:</b>	<b>\$5,275,280</b>	<b>21.0</b>

## Metrics and Data

Metrics	Data	Related Goal #
Number of Continuing Professional Education (CPE) hours Auditors maintain per year in accordance with Generally Accepted Government Auditing Standards (GAGAS)	40 CPE	3
Number of external audit reports completed per year	2	2
Number of audits started and completed	7	1

## Operating Budget Highlights

Initiative	FY 2025 Adopted	FY 2025 Adopted FTE
Additional capacity support for OAG operations	\$250,000	2.0

## Departmental Financial Information

	General Fund	Non-General Funds	Capital Fund	Blight Fund	Total Funds
Revenues	\$ -	\$ -	\$ -	\$ -	\$ -
Expenditures	\$ 5,275,280	\$ -	\$ -	\$ -	\$ 5,275,280
<b>Net Tax Cost</b>	<b>\$ 5,275,280</b>	<b>\$ -</b>	<b>\$ -</b>	<b>\$ -</b>	<b>\$ 5,275,280</b>

<b>Positions (by FTE)</b>	<b>21.00</b>	<b>-</b>	<b>-</b>	<b>-</b>	<b>21.00</b>
---------------------------	--------------	----------	----------	----------	--------------



**City of Detroit**  
Fiscal Year 2024-2025 Budget

**Department 50 - Office of the Auditor General**  
**General Fund Budget**

<b>Appropriation Cost Center</b>	<b>Full-Time Equivalent</b>	<b>Budgeted Amount</b>
<b>28500 - Internal Controls Auditing</b>	<b>21.00</b>	<b>\$ 5,275,280</b>
500010 - OAG Administration	3.00	\$ 891,085
500020 - Auditing Operations	18.00	\$ 2,532,195
500025 - Auditing - ACFR	-	\$ 1,852,000
<b>General Fund Total</b>	<b>21.00</b>	<b>\$ 5,275,280</b>

# Department 51: Board of Zoning Appeals

## Mission

As a quasi-judicial body, the Board of Zoning Appeals' (BZA) primary role is to hear and rule on appeals for relief or relaxation of provisions of the zoning ordinance from any person, firm, partnership or corporation; or by any officer, department, commission, board, or bureau of the City aggrieved by a decision of an enforcing officer or of the Buildings, Safety, Engineering and Environmental Department. The Board conducts investigations and public hearings to determine whether variances, exceptions or modifications of approved regulated uses of land will be in the best interest of the public and that the spirit and intent of the zoning ordinance is upheld. The Board has discretionary powers granted by the local zoning ordinance and State Enabling Act. Any adjustment or reversal must conform to the Ordinance and provide neighborhood commercial stabilization.

## Operating Programs and Services

- **Zoning Appeals Division** reviews any order, requirement, decision or determination made in the enforcement of the City of Detroit Zoning Ordinance. The Board has certain discretionary powers in making its decision to comply with the powers granted to it by the local zoning ordinance and State Enabling Act. Any adjustment or reversal must conform to the provisions of the zoning ordinance and provide neighborhood and commercial stabilization.

## Goals, Strategic Priorities and Related City Outcomes

Goals / Strategic Priorities	Timeframe	Related City Outcome
1. Ensure that City land use is congruent with the spirit and intent of the ordinance through improved zoning and land use training	January 2024 – December 2024	Effective Governance
2. Provide technical assistance to potential BZA applicants at the point of application to ensure a thorough understanding of the ordinance and the applicant's request	January 2024 – December 2024	Effective Governance
3. Enhance the quality of services to citizens and businesses through improved land use and planning technology	January 2024 – December 2024	Economic Equity and Opportunity
4. Respond to City Council, administration, and departmental referrals	January 2024 – December 2024	Efficient and Innovative Operations
5. Make just decisions as they affect the applicant, people in the immediate vicinity of the property, and the public	January 2024 – December 2024	Effective Governance
6. Ensure that City land use is congruent with the spirit and intent of the ordinance through improved zoning and land use training	January 2024 – December 2024	Effective Governance

## Budget By Service

Services	FY 2025 Adopted	FY 2025 Adopted FTE
Technical Assistance	\$341,231	2.00
Zoning Appeals Investigations	\$295,609	2.00
<b>Total:</b>	<b>\$636,840</b>	<b>4.00</b>

## Metrics and Data

Metrics	Data	Related Goal #
Receive and complete 100 Building and Safety Cases Annually	FY24 Total: 87, FY25: ~40 Fiscal YTD	5
Complete 15% Investigations and have each case on Docket within 30 Days.	FY24: 10% (9/87)	5

## Operating Budget Highlights

Initiative	FY 2025 Adopted	FY 2025 Adopted FTE
Board member compensation per diem increase (\$250 to \$300)	\$28,500	0.0

## Departmental Financial Information

	General Fund	Non-General Funds	Capital Fund	Blight Fund	Total Funds
Revenues	\$ 91,000	\$ -	\$ -	\$ -	\$ 91,000
Expenditures	\$ 636,840	\$ -	\$ -	\$ -	\$ 636,840
<b>Net Tax Cost</b>	<b>\$ 545,840</b>	<b>\$ -</b>	<b>\$ -</b>	<b>\$ -</b>	<b>\$ 545,840</b>

<b>Positions (by FTE)</b>	<b>4.00</b>	<b>-</b>	<b>-</b>	<b>-</b>	<b>4.00</b>
---------------------------	-------------	----------	----------	----------	-------------

**City of Detroit**  
Fiscal Year 2024-2025 Budget

**Department 51 - Board of Zoning Appeals**  
**General Fund Budget**

<b>Appropriation Cost Center</b>	<b>Full-Time Equivalent</b>	<b>Budgeted Amount</b>
<b>27510 - Zoning &amp; Land Use Controls</b>	<b>4.00</b>	<b>\$ 636,840</b>
510010 - Board of Zoning Appeals Administration	4.00	\$ 636,840
<b>General Fund Total</b>	<b>4.00</b>	<b>\$ 636,840</b>

# Department 52: City Council

## Mission

The City Council is the City's legislative body. It promotes the economic, cultural and physical welfare of Detroit's citizens through Charter-mandated legislative functions.

Among the functions performed are the enactment and amendment of laws (ordinances and resolutions) governing operation of the City; approval and monitoring of contracts involving City business; approval and monitoring of the City budget, amendments thereto and the City fiscal condition; approval of City appropriations for grant funds and amendments thereto; approval of the sale or disposition of City property; approval of the settlement of civil litigation; receipt of complaints, petitions and reports affecting the operation of the City or its citizens; investigation and monitoring of City affairs, administration and conduct of City agencies; advocacy on behalf of citizens, State and Federal levels; approval of the Master Plan and Five-Year Capital Agenda; appointments to Boards and Commissions; providing a mechanism for residents to make concerns known; monitoring City service delivery to ensure implementation of adopted policies and priorities.

## Operating Programs and Services

- **Board of Review** hears and determines appeals from property tax assessments.
- **City Planning Commission (CPC)** is a nine-member body with appointed staff in LPD, that advises on matters pertaining to the social, physical, and economic development of the City, including planning and zoning matters in accordance the City Charter, Michigan Planning Enabling Act and the Zoning Enabling Act. Its primary role is that of the Zoning Commission
- **Historic Designation Advisory Board (HDAB)** is a nine-member body with appointed staff in LPD. The HDAB advises City Council on all matters regarding historic preservation to protect the historic, cultural, archaeological resources, that make Detroit unique. HDAB produces a final report and ordinance for each local historic district in accordance with the Michigan Local Historic District Act.
- **Legislative Policy Division (LPD)** is comprised of Research & Analysis to research, monitor, evaluate and advise on policy and legal matters; Fiscal Analysis to compile financial information and advise on budgetary and financial matters.
- **City Council Administration & District Offices** is comprised of nine (9) Council Members' offices, City Council President additional support and City Council Administration-the division where agencywide expenses are centralized. The City Council President has authority over City Council Administration.

## Budget By Service

Services	FY 2025 Adopted	FY 2025 Adopted FTE
City Council	\$17,012,808	133.0
<b>Total:</b>	<b>\$17,012,808</b>	<b>133.0</b>

## Operating Budget Highlights

Initiative	FY 2025 Adopted	FY 2025 Adopted FTE
Contract for Updating City's Zoning Ordinance (One-Time, LPD)	\$70,000	-
Board of Review Increased Number of Days Worked	\$55,823	-
Board of Review Automated Appeals Filing System (One-Time)	\$300,000	-
City Council Annual Training Retreat (LPD)	\$150,000	-
Increase for City Council Offices	\$900,000	-

## Departmental Financial Information

	General Fund	Non-General Funds	Capital Fund	Blight Fund	Total Funds
Revenues	\$ 2,000	\$ -	\$ -	\$ -	\$ 2,000
Expenditures	\$ 17,012,808	\$ -	\$ -	\$ -	\$ 17,012,808
<b>Net Tax Cost</b>	<b>\$ 17,010,808</b>	<b>\$ -</b>	<b>\$ -</b>	<b>\$ -</b>	<b>\$ 17,010,808</b>

<b>Positions (by FTE)</b>	<b>133.00</b>	<b>-</b>	<b>-</b>	<b>-</b>	<b>133.00</b>
---------------------------	---------------	----------	----------	----------	---------------

**City of Detroit**  
Fiscal Year 2024-2025 Budget

**Department 52 - City Council  
General Fund Budget**

Appropriation Cost Center	Full-Time Equivalent	Budgeted Amount
<b>26520 - Historic Property Designation</b>	<b>1.00</b>	<b>\$ 42,002</b>
520120 - Historic Designation Advisory Board	1.00	\$ 42,002
<b>28520 - Legislative Administration</b>	<b>47.00</b>	<b>\$ 7,229,824</b>
520005 - Legislative Policy Division	33.00	\$ 4,801,502
520009 - City Council Appointed Board of Review	10.00	\$ 1,286,220
520016 - City Council Administration	4.00	\$ 1,105,435
520350 - City Council President Admin Support	-	\$ 36,667
<b>28521 - City Council Member At Large 1</b>	<b>12.00</b>	<b>\$ 1,149,162</b>
520305 - Council Member At Large 1	12.00	\$ 1,149,162
<b>28522 - City Council Member At Large 2</b>	<b>10.00</b>	<b>\$ 1,149,162</b>
520310 - Council Member At Large 2	10.00	\$ 1,149,162
<b>28523 - City Council - District 1 Council Member</b>	<b>9.00</b>	<b>\$ 1,048,916</b>
520315 - District 1 Council Member	9.00	\$ 1,048,916
<b>28524 - City Council - District 2 Council Member</b>	<b>10.00</b>	<b>\$ 1,048,916</b>
520320 - District 2 Council Member	10.00	\$ 1,048,916
<b>28525 - City Council - District 3 Council Member</b>	<b>10.00</b>	<b>\$ 1,048,916</b>
520325 - District 3 Council Member	10.00	\$ 1,048,916
<b>28526 - City Council - District 4 Council Member</b>	<b>8.00</b>	<b>\$ 1,048,916</b>
520330 - District 4 Council Member	8.00	\$ 1,048,916
<b>28527 - City Council - District 5 Council Member</b>	<b>10.00</b>	<b>\$ 1,149,162</b>
520335 - District 5 Council Member	10.00	\$ 1,048,916
520350 - City Council President Admin Support	-	\$ 100,246
<b>28528 - City Council - District 6 Council Member</b>	<b>8.00</b>	<b>\$ 1,048,916</b>
520340 - District 6 Council Member	8.00	\$ 1,048,916
<b>28529 - City Council - District 7 Council Member</b>	<b>8.00</b>	<b>\$ 1,048,916</b>
520345 - District 7 Council Member	8.00	\$ 1,048,916
<b>General Fund Total</b>	<b>133.00</b>	<b>\$ 17,012,808</b>



# Department 53: Office of the Ombudsperson

## Mission

The Ombudsperson improves service delivery through departmental accountability. The City of Detroit Office of the Ombudsperson was established by Charter referendum on November 6, 1973, became operational in 1974 and was upheld by voters in 2011. The Detroit City Ombudsperson, an independent governmental official, is appointed by the Detroit City Council.

The Office is mandated by the City Charter to use its independence to receive, investigate, mediate and resolve citizen complaints against any action, decision, recommendation, practice or procedure of any agency. The City Charter authorizes review of investigations and hearings conducted by City departments, with subpoena power, to ensure truthful and fair outcomes; recommend changes where investigations warrant; establish complaint investigative procedures and maintain records to determine areas of failure; initiate investigations where data reveals problems; provide information, referrals, assistance, and recommendations for appropriate investigation when complaints are not within City jurisdiction. Annual statistical reports are presented to City Council and Mayor. The Office does not address issues pending legal considerations in courts, or under review by City Council.

## Operating Programs and Services

- **Complaint Intake and Analysis** investigates and seeks resolution to citizen complaints, advances innovative and practical policy recommendations to resolve recurring complaints, and restores citizen confidence where misunderstanding, error and omission have decreased confidence in government.

## Goals, Strategic Priorities and Related City Outcomes

Goals / Strategic Priorities	Timeframe	Related City Outcome
1. Provide efficient, quality, and user-friendly services to the public	July 2024 – June 2028	Effective Governance
2. Restore citizen confidence where misunderstanding, error, and omission have decreased confidence in government	July 2024 – June 2028	Effective Governance
3. Investigate and seek resolution to citizen complaints	July 2024 – June 2028	Effective Governance
4. Advance innovative and practical policy recommendations to resolve recurring complaints	July 2024 – June 2028	Effective Governance
5. Update technology and expand agency access through social media	July 2024 – June 2028	Effective Governance



## Budget By Service

Services	FY 2025 Adopted	FY 2025 Adopted FTE
Complaint Intake and Analysis	\$1,666,595	12.0
<b>Total:</b>	<b>\$1,666,595</b>	<b>12.0</b>

## Operating Budget Highlights

Initiative	FY 2025 Adopted	FY 2025 Adopted FTE
Additional capacity support for Office of the Ombudsperson operations	\$164,000	2.0

## Departmental Financial Information

	General Fund	Non-General Funds	Capital Fund	Blight Fund	Total Funds
Revenues	\$ -	\$ 12,000	\$ -	\$ -	\$ 12,000
Expenditures	\$ 1,654,595	\$ 12,000	\$ -	\$ -	\$ 1,654,595
<b>Net Tax Cost</b>	<b>\$ 1,654,595</b>	<b>\$ -</b>	<b>\$ -</b>	<b>\$ -</b>	<b>\$ 1,666,595</b>

<b>Positions (by FTE)</b>	<b>12.00</b>	<b>-</b>	<b>-</b>	<b>-</b>	<b>12.00</b>
---------------------------	--------------	----------	----------	----------	--------------

**City of Detroit**  
Fiscal Year 2024-2025 Budget

**Department 53 - Office of the Ombudsperson**  
**General Fund Budget**

<b>Appropriation Cost Center</b>	<b>Full-Time Equivalent</b>	<b>Budgeted Amount</b>
<b>28530 - Community Engagement - Ombudsperson</b>	<b>12.00</b>	<b>\$ 1,654,595</b>
530010 - Ombudsperson Administration & Operations	12.00	\$ 1,654,595
<b>General Fund Total</b>	<b>12.00</b>	<b>\$ 1,654,595</b>

**City of Detroit**  
Fiscal Year 2024-2025 Budget

**Department 53 - Office of the Ombudsperson**  
**Non-General Funds Budget**

<b>Appropriation Cost Center</b>	<b>Full-Time Equivalent</b>	<b>Budgeted Amount</b>
28530 - Community Engagement - Ombudsperson	-	\$ 12,000
530010 - Ombudsperson Administration & Operations	-	\$ 12,000
<b>Non-General Fund Total</b>	-	<b>\$ 12,000</b>

# Department 54: Office of the Inspector General

## Mission

Article 7.5 Chapter 3 of the 2012 City of Detroit Charter establishes the Office of the Inspector General (OIG). The purpose of the office is to ensure honesty and integrity in City government by rooting out waste, abuse, fraud and corruption. Therefore, the Charter requires the OIG to be an independent agency of the City of Detroit.

## Operating Programs and Services

- Accountability Investigations & Audits:** The OIG investigates official conduct of public servant, City agency, program, contractor and subcontractor providing goods and services to the City; business entity seeking contracts or certification of eligibility for City contracts; and person seeking certification of eligibility for participation in any City program, either in response to a complaint or on the Inspector General's own initiative in order to detect and prevent waste, abuse, fraud and corruption. To carry out its Charter-mandated duties without any bias or influence, the Charter established the OIG to be one of the four independent agencies of the City of Detroit.

## Goals, Strategic Priorities and Related City Outcomes

Goals / Strategic Priorities	Timeframe	Related City Outcome
1. To conduct appropriate investigations and reviews to further our goal of rooting out fraud, abuse, waste and corruption in City government and contracting and by doing so make the city of Detroit a better place to work and conduct business	January 2020 – December 2024	Effective Governance

## Budget By Service

Services	FY 2025 Adopted	FY 2025 Adopted FTE
Accountability Investigations	\$1,873,634	11.0
<b>Total:</b>	<b>\$1,873,634</b>	<b>11.0</b>

## Metrics and Data

Metrics	Data	Related Goal #
Complaints actively worked on	39	1
New investigations opened	21	1
Investigations closed (all active investigations, both prior and new)	17	1

### Operating Budget Highlights

Initiative	FY 2025 Adopted	FY 2025 Adopted FTE
Additional capacity support for OIG operations	\$131,000	1.0

### Departmental Financial Information

	General Fund	Non-General Funds	Capital Fund	Blight Fund	Total Funds
Revenues	\$ -	\$ -	\$ -	\$ -	\$ -
Expenditures	\$ 1,873,634	\$ -	\$ -	\$ -	\$ 1,873,634
<b>Net Tax Cost</b>	<b>\$ 1,873,634</b>	<b>\$ -</b>	<b>\$ -</b>	<b>\$ -</b>	<b>\$ 1,873,634</b>

<b>Positions (by FTE)</b>	<b>11.00</b>	<b>-</b>	<b>-</b>	<b>-</b>	<b>11.00</b>
---------------------------	--------------	----------	----------	----------	--------------

**City of Detroit**  
Fiscal Year 2024-2025 Budget

**Department 54 - Office of the Inspector General**  
**General Fund Budget**

<b>Appropriation Cost Center</b>	<b>Full-Time Equivalent</b>	<b>Budgeted Amount</b>
<b>28540 - OIG Investigations &amp; Accountability</b>	<b>11.00</b>	<b>\$ 1,873,634</b>
540010 - Office of the Inspector General	11.00	\$ 1,873,634
<b>General Fund Total</b>	<b>11.00</b>	<b>\$ 1,873,634</b>

# Department 60: 36<sup>th</sup> District Court

## Mission

The 36<sup>th</sup> District Court is dedicated to administering justice in an equitable, impartial, and timely manner in accordance with the rule of law. The public and other agencies it serves shall be provided with an accessible, safe, and respectful environment in which to conduct business and resolve disputes. There is a commitment to promoting excellence, integrity and competence while ensuring public trust and confidence in the judicial system.

The 36<sup>th</sup> District Court is one of the busiest courts in the nation and is Michigan's largest limited jurisdiction court. It has 29 judges, 5 magistrates, and approximately 300 employees in downtown Detroit. The majority of the Court's annual case filings are handled in the Traffic Division. On an annual basis, approximately 1 million citizens conduct business at the court, and just under 500,000 telephone and email inquiries are received.

The Court has exclusive jurisdiction in general civil and landlord/tenant matters for litigation up to \$25,000, misdemeanor traffic and civil infraction violation cases, and all judicial functions on felony criminal cases, as well as Small Claims matters with claims up to \$5,500. Criminal jurisdiction includes misdemeanor and felony offenses through preliminary examination. Legislation, effective January 1, 2015, mandated an additional hearing and a probable cause conference for every felony case. 36<sup>th</sup> District Court operations previously controlled by the State were transferred to the City upon enactment of Public Act 374 of 1996.

## Operating Programs and Services

- **Criminal & Traffic Court and Probation Department** promotes safer neighborhoods through holding people accountable for infractions.
- **Civil Division** assists residents find equitable solutions to civil-related situations.
- **Court Support Services & Administration** promote economic equity and opportunity by funding Specialty Court programs for individuals in crisis or facing addiction. Also, these divisions reimburse the Court for Judicial Services, thus providing for efficient and innovative operations.



## Goals, Strategic Priorities and Related City Outcomes

Goals / Strategic Priorities	Timeframe	Related City Outcome
1. Administer justice in an equitable and impartial manner in accordance with the rule of law	Daily	Safer Neighborhoods
2. Administer justice in a timely manner in accordance with the rule of law	Quarterly from July 2024 - June 2028	Efficient & Innovative Operations
3. Identify candidate offenders for Specialty Court Programs and provide support for rehabilitation	Monthly from July 2024 - June 2028	Economic Equity & Opportunity
4. Provide the public and other agencies with an accessible, safe, and respectful environment in which to conduct business and resolve disputes	Monthly from July 2024 - June 2028	Efficient & Innovative Operations
5. Promote excellence, integrity, and competence while ensuring public trust and confidence in the judicial system	Monthly from July 2024 - June 2028	Effective Governance

## Budget By Service

Services	FY 2025 Adopted	FY 2025 Adopted FTE
Administration	\$30,949,230	325.00
Administration, Civil and Traffic Criminal	\$3,180,392	-
Traffic & Specialty Courts	\$1,475,000	-
<b>Total:</b>	<b>\$35,604,622</b>	<b>325.00</b>

## Metrics and Data

Metrics	Data	Related Goal #
# of cases filed	287,168 cases filed in CY 2022	1 & 2
# of cases disposed	481,876 cases disposed in CY 2022	1 & 2
# of grant funds awarded for Specialty Court programs	3 recurring State grants; 2 DOJ grants	3
% of survey respondents who agree or strongly agree that they were treated with courtesy and respect by Judges, Magistrates, and Court staff	88%	4
% of survey respondents who agree or strongly agree that the way their case was handled was fair	86%	5

## Operating Budget Highlights

Initiative	FY 2025 Adopted	FY 2025 Adopted FTE
Capital Funding for Building Improvements (one-time)	\$3,000,000	-

## Departmental Financial Information

	General Fund	Non-General Funds	Capital Fund	Blight Fund	Total Funds
Revenues	\$ 14,575,520	\$ -	\$ -	\$ -	\$ 14,575,520
Expenditures	\$ 32,604,622	\$ -	\$ 3,000,000	\$ -	\$ 35,604,622
<b>Net Tax Cost</b>	<b>\$ 18,029,102</b>	<b>\$ -</b>	<b>\$ 3,000,000</b>	<b>\$ -</b>	<b>\$ 21,029,102</b>

<b>Positions (by FTE)</b>	<b>325.00</b>	<b>-</b>	<b>-</b>	<b>-</b>	<b>325.00</b>
---------------------------	---------------	----------	----------	----------	---------------

**City of Detroit**  
Fiscal Year 2024-2025 Budget

**Department 60 - 36th District Court  
General Fund Budget**

Appropriation Cost Center	Full-Time Equivalent	Budgeted Amount
<b>29600 - 36th District Court Administration</b>	<b>325.00</b>	<b>\$ 32,604,622</b>
600010 - Direct Costs	29.00	\$ 3,663,863
600014 - District Court Operations	296.00	\$ 24,919,192
600035 - Court Security Reimbursement	-	\$ 485,000
600100 - Court Administration	-	\$ 3,536,567
<b>General Fund Total</b>	<b>325.00</b>	<b>\$ 32,604,622</b>

**City of Detroit**  
Fiscal Year 2024-2025 Budget

**Department 60 - 36th District Court**  
**Capital Fund Budget**

<b>Appropriation Cost Center</b>	<b>Full-Time Equivalent</b>	<b>Budgeted Amount</b>
20507 - CoD Capital Projects	-	\$ 3,000,000
600100 - Court Administration	-	\$ 3,000,000
<b>Capital Fund Total</b>	-	<b>\$ 3,000,000</b>

# Department 70: Office of the City Clerk

## Mission

The Office of the City Clerk serves as the scribe for the City Council. It maintains public records and custodial duties for the Corporate Seal. The Office certifies official documents, administers Oaths of Office, receives affidavits and performs all duties related to the Chair of the Elections Commission.

The Office of the City Clerk meets the goals of the agency as defined by City Charter and serves as the keeper of all records on behalf of the City of Detroit. It also maintains the custodial role of the Corporate Seal of the City and performs certification and administration of all official City documents, oaths and affidavits; responds to citizens' requests for information and exercises power and duties as prescribed by law and the City Charter. The City Clerk, as prescribed by the City Charter, serves as the Chair of the Elections Commission, performing executive oversight of the day-to-day operation of the Department of Elections, as well as administration of all Federal, State and local elections.

## Operating Programs and Services

- **Public Affairs Information** effectively and efficiently executes City Council duties, maintains and protects the records of the City of Detroit, and furnishes information for requests from citizens and other City agencies.

## Goals, Strategic Priorities and Related City Outcomes

Goals / Strategic Priorities	Timeframe	Related City Outcome
1. Effectively and efficiently execute City Council charter-mandated duties related to administering oaths and certifying documents and records under corporate seal	July 2024 – June 2028	Effective Governance
2. Effectively serve as City Council's clerk to maintain and protect the records of the City of Detroit	July 2024 – June 2028	Efficient and Innovative Operations
3. Administer and provide information for requests from citizens and other City agencies	July 2024 – June 2028	Efficient and Innovative Operations

## Budget By Service

Services	FY 2025 Adopted	FY 2025 Adopted FTE
Public affairs information	\$2,811,243	27.0
<b>Total:</b>	<b>\$2,811,243</b>	<b>27.0</b>

## Metrics and Data

Metrics	Data	Related Goal #
Average response time associated with internal and external public information records requests	To be collected	3

### Departmental Financial Information

	General Fund	Non-General Funds	Capital Fund	Blight Fund	Total Funds
Revenues	\$ 13,260	\$ -	\$ -	\$ -	\$ 13,260
Expenditures	\$ 2,811,243	\$ -	\$ -	\$ -	\$ 2,811,243
<b>Net Tax Cost</b>	<b>\$ 2,797,983</b>	<b>\$ -</b>	<b>\$ -</b>	<b>\$ -</b>	<b>\$ 2,797,983</b>

<b>Positions (by FTE)</b>	<b>27.00</b>	<b>-</b>	<b>-</b>	<b>-</b>	<b>27.00</b>
---------------------------	--------------	----------	----------	----------	--------------

**City of Detroit**  
Fiscal Year 2024-2025 Budget

**Department 70 - City Clerk  
General Fund Budget**

<b>Appropriation Cost Center</b>	<b>Full-Time Equivalent</b>	<b>Budgeted Amount</b>
<b>28700 - City Clerk Administration</b>	<b>27.00</b>	<b>\$ 2,811,243</b>
700010 - Office of the City Clerk	16.00	\$ 1,780,152
700030 - City Council Support Staff	11.00	\$ 1,031,091
<b>General Fund Total</b>	<b>27.00</b>	<b>\$ 2,811,243</b>

# Department 71: Department of Elections

## Mission

The Department of Elections efficiently conducts all required elections (Local, County, State and Federal) as mandated by City Charter, City Ordinances and Michigan Election Law; and provides and maintains voter registration for all eligible residents of the city of Detroit.

The Elections Commission, comprised of the City Clerk (Chairperson), the Corporation Counsel, and the President of the City Council, oversees the affairs of the Department of Elections. Through the Director and Deputy Director of Elections, and under City Clerk oversight, the Commission monitors the activities of the Department to ensure that all voter-related services are carried out competently and efficiently.

## Operating Programs and Services

- **City Elections** services include, but are not limited to, management and maintenance of voter registration records; administration of elections; maintenance of voting equipment; training of both permanent and temporary staff; and implementation of new programs that may be necessary as a result of changes in election law.
- **Voter Education and Outreach** efforts aim to reach diverse groups of residents by partnering with various community organizations to conduct voter education, voter registration, and poll worker recruitment.

## Goals, Strategic Priorities and Related City Outcomes

Goals / Strategic Priorities	Timeframe	Related City Outcome
1. Increase voter participation in the election process by ensuring full disclosure of all scheduled and special election activities and implementing aggressive voter outreach programs	July 2024 – June 2028	Efficient and Innovative Operations
2. Conduct all scheduled and special elections in the most efficient and effective manner provided by law	July 2024 – June 2028	Effective Governance
3. Continue to develop new methods to enhance the overall efficiency of the department based on the citizen's voting tendencies	July 2024 – June 2028	Efficient and Innovative Operations
4. Ensure and place emphasis on transparency in the election process among candidates and voters	July 2024 – June 2028	Effective Governance

## Budget By Service

Services	FY 2025 Adopted	FY 2025 Adopted FTE
Election Administration	\$17,875,985	125.0
Pre-Election Voter Education & Outreach	\$2,250,307	-
<b>Total:</b>	<b>\$20,126,292</b>	<b>125.0</b>

## Metrics and Data

Metrics	Data	Related Goal #
Percentage of precincts balanced	99%	2
Percentage of registered voters casting ballots	13%	1
Number of new voter registrations completed (Nov 2022–Feb 2024)	40,680	1
Number of poll workers recruited & trained (Nov 2022–Feb 2024)	5,712	3

## Operating Budget Highlights

Initiative	FY 2025 Adopted	FY 2025 Adopted FTE
Increased support for Presidential election and implementation of MI Proposal 2 provisions	\$6,163,327	-

## Departmental Financial Information

	General Fund	Non-General Funds	Capital Fund	Blight Fund	Total Funds
Revenues	\$ 4,000,000	\$ -	\$ -	\$ -	\$ 4,000,000
Expenditures	\$ 20,126,292	\$ -	\$ -	\$ -	\$ 20,126,292
<b>Net Tax Cost</b>	<b>\$ 16,126,292</b>	<b>\$ -</b>	<b>\$ -</b>	<b>\$ -</b>	<b>\$ 16,126,292</b>

<b>Positions (by FTE)</b>	<b>125.0</b>	<b>-</b>	<b>-</b>	<b>-</b>	<b>125.0</b>
---------------------------	--------------	----------	----------	----------	--------------



**City of Detroit**  
Fiscal Year 2024-2025 Budget

**Department 71 - Department of Elections  
General Fund Budget**

Appropriation Cost Center	Full-Time Equivalent	Budgeted Amount
<b>28710 - Effective Governance - City Elections</b>	<b>125.00</b>	<b>\$ 20,126,292</b>
710010 - Elections Administration	20.00	\$ 2,336,891
710011 - Computer Systems Support	10.00	\$ 701,702
710012 - Registration	62.00	\$ 3,469,059
710013 - Voter Education	-	\$ 564,000
710014 - Equipment Management Support	17.00	\$ 1,113,463
710016 - Elections Training	12.00	\$ 951,636
710028 - Technical Service & Supply Support	4.00	\$ 230,509
710041 - Primary Election	-	\$ 4,912,871
710042 - General Election	-	\$ 5,846,161
<b>General Fund Total</b>	<b>125.00</b>	<b>\$ 20,126,292</b>

# Department 72: Detroit Public Library

## Mission

The Detroit Public Library (DPL) enlightens and empowers people by providing diverse and dynamic pathways to literacy and learning. DPL is an independent municipal organization administered through the Detroit Library Commission. Funding for library operations is generated through a dedicated millage of 4.63 mills. As Michigan's largest public library system, DPL offers services through its Main Library and 21 neighborhood branches: a collection of over 4.4 million cataloged items which includes books, magazines, and professional journals, as well as extensive audio, video, and DVD collections; 4 million manuscripts, music scores, photographs, pictures, and government documents; and over 800 public access computers.

## Operating Programs and Services

- **The Main Library**, located in the Midtown Cultural Center, is an architectural jewel and the largest public library building in the state. It is a center for literacy support, library services, cultural programming, technology access, and computer classes.
- **The Mobile Library** allows Wayne County residents to check out books and audio-visual materials, access digital collections, connect with free Wi-Fi, or participate in program activities.
- **Library Collections** are composed of four departments in the Main Library which includes Circulation; Business, Science & Technology (BST) and Social Science, Education & Religion (SSER); Special Collections; and Music, Art & Literature (MAL).
- **Library Branches** include Bowen, Campbell, Chandler Park, Chaney, Chase, Conely, Duffield, Edison, Elmwood Park, Franklin, Hubbard, Jefferson, Knapp, Lincoln, Parkman, Redford, Sherwood Forest, SIR Douglas, Skillman, and Wilder in Detroit's neighborhoods. They serve as community centers connecting citizens to information and technology. Each branch is different, offering a range of services and programs tailored to fit the specific community served.
- **Library Enrichment Programs** includes three (3) departments in the Main Library: 1) Children's Library, 2) Children's Library Services, and 3) Technology, Literacy & Career Center (TIP)/The Community Information & Referral Service (TLC).
- **Administration** is composed of twelve (12) departments: Director's Office, Marketing, Human Resources, Public Services Office, Bibliography, Print Shop, Technical Processing, Information Technology, Financial Operations, Facilities, Security Operations, and Shipping.

## Goals, Strategic Priorities and Related City Outcomes

Goals / Strategic Priorities	Timeframe	Related City Outcome
1. Provide diverse and dynamic pathways to literacy and learning	July 2023 – June 2025	Effective Governance
2. Continue providing Literacy Programs based on the needs of the community	July 2023 – June 2025	Efficient & Innovative Operations
3. Maintain, upgrade, and expand on existing technology	July 2023 – June 2025	Efficient & Innovative Operations
4. Create a financially strong and stable future	July 2023 – June 2025	Economic Equity & Opportunity
5. Find innovative ways to increase and retain current workforce and ensure a diverse employee base	July 2023 – June 2025	Efficient & Innovative Operations
6. Preserve and sustain facilities and infrastructure	July 2023 – June 2025	Vibrant & Beautiful City

## Budget By Service

Services	FY 2025 Adopted	FY 2025 Adopted FTE
Administration/Overhead	\$19,649,541	100.0
Library Branches	\$13,143,481	164.0
Library Collections	\$4,911,314	44.0
Library Enrichment Programs	\$1,145,824	11.0
<b>Total:</b>	<b>\$38,850,160</b>	<b>319.0</b>

## Metrics and Data

Metrics	Data	Related Goal #
Available Grants	To be collected	4
Continuous Community Service	To be collected	1
Employee Counts	To be collected	6
Number of Branch Re-openings	To be collected	6
Program Participant Outcomes for Enrichment Programs	To be collected	3

## Operating Budget Highlights

Initiative	FY 2025 Adopted	FY 2025 Adopted FTE
Equipment Acquisitions	\$500,000	-
Library Collection Additions	\$2,075,646	-

## Departmental Financial Information

	General Fund	Non-General Funds	Capital Fund	Blight Fund	Total Funds
Revenues	\$ -	\$ 38,850,160	\$ -	\$ -	\$ 38,850,160
Expenditures	\$ -	\$ 38,850,160	\$ -	\$ -	\$ 38,850,160
<b>Net Tax Cost</b>	<b>\$ -</b>	<b>\$ -</b>	<b>\$ -</b>	<b>\$ -</b>	<b>\$ -</b>
<b>Positions (by FTE)</b>	<b>-</b>	<b>319.00</b>	<b>-</b>	<b>-</b>	<b>319.00</b>

**City of Detroit**  
Fiscal Year 2024-2025 Budget

**Department 72 - Detroit Public Library  
Non-General Funds Budget**

Appropriation Cost Center	Full-Time Equivalent	Budgeted Amount
<b>26720 - Library Collections Management</b>	<b>44.00</b>	<b>\$ 4,911,314</b>
720002 - DPL - Administrative Services	-	\$ 2,075,646
720025 - Library Circulation	6.00	\$ 321,295
720033 - Children's Library Services	1.00	\$ 57,014
720042 - Popular Library	8.00	\$ 610,424
720045 - Clerical Assistance - Main	11.00	\$ 402,931
720114 - Business, Science, & Technology (BST)	11.00	\$ 867,577
720265 - Special Collections: Burton, MRL, Automotive	4.00	\$ 364,775
720275 - Clerical Assistance Branches	1.00	\$ 19,406
720510 - Library Data Processing	2.00	\$ 192,246
<b>27720 - Library Enrichment Programs</b>	<b>11.00</b>	<b>\$ 1,145,824</b>
720033 - Children's Library Services	10.00	\$ 756,035
720044 - TIP &TRC	1.00	\$ 81,789
720201 - DPL - Director of Branch Services	-	\$ 308,000
<b>27721 - Library - Branch Services</b>	<b>164.00</b>	<b>\$ 13,143,481</b>
720025 - Library Circulation	1.00	\$ 55,056
720045 - Clerical Assistance - Main	6.50	\$ 206,386
720114 - Business, Science, & Technology (BST)	2.00	\$ 131,146
720210 - Chaney	5.00	\$ 393,599
720220 - Hubbard	2.00	\$ 136,845
720230 - Redford	6.50	\$ 486,528
720240 - Campbell	7.00	\$ 481,600
720250 - Lincoln	6.00	\$ 476,443
720260 - Jefferson	7.00	\$ 573,486
720265 - Special Collections: Burton, MRL, Automotive	1.00	\$ 38,061
720270 - Chase	2.00	\$ 136,845
720275 - Clerical Assistance Branches	29.00	\$ 1,064,709
720290 - Franklin	3.00	\$ 192,063
720300 - SIR/Douglass	16.00	\$ 1,148,974
720310 - Elmwood Park	6.00	\$ 582,320
720320 - Parkman	9.00	\$ 628,461
720330 - Wilder	4.00	\$ 322,262
720340 - Conely	6.00	\$ 478,995
720350 - Chandler Park	5.00	\$ 397,035
720360 - Bowen	4.00	\$ 342,939
720370 - Knapp	7.00	\$ 526,361
720380 - Edison	10.00	\$ 668,858
720390 - Duffield	5.00	\$ 401,048
720400 - Sherwood Forest	6.00	\$ 488,093
720410 - Downtown	8.00	\$ 549,838
720621 - DPL - Facilities Maintenance Operations	-	\$ 2,235,530

**City of Detroit**  
Fiscal Year 2024-2025 Budget

**Department 72 - Detroit Public Library  
Non-General Funds Budget**

Appropriation Cost Center	Full-Time Equivalent	Budgeted Amount
<b>29720 - Detroit Public Library Administration</b>	<b>100.00</b>	<b>\$ 19,649,541</b>
720002 - DPL - Administrative Services	8.00	\$ 12,322,735
720033 - Children's Library Services	2.00	\$ 133,290
720045 - Clerical Assistance - Main	4.00	\$ 164,022
720114 - Business, Science, & Technology (BST)	5.00	\$ 368,741
720452 - DPL - Library Marketing Services	5.00	\$ 503,491
720462 - DPL - Director of Technical Services	2.00	\$ 233,009
720482 - DPL - Bibliographic	2.00	\$ 162,325
720492 - DPL - Print Shop	1.00	\$ 85,417
720502 - DPL - Technical Processing Services	5.00	\$ 259,171
720532 - DPL - Director of Information Systems	8.00	\$ 893,105
720542 - DPL - Human Resources	7.00	\$ 757,656
720572 - DPL - Director of Business & Financial Operations	9.00	\$ 764,487
720622 - DPL - Facilities Maintenance	18.00	\$ 1,486,941
720650 - Security, Maintenance, & Shipping	19.00	\$ 1,128,982
720662 - DPL - Shipping Services	5.00	\$ 386,169
<b>Non-General Fund Total</b>	<b>319.00</b>	<b>\$ 38,850,160</b>

**City of Detroit**  
Fiscal Year 2024-2025 Budget

**Department 10 - Airport Department  
Personnel Services**

<b>Fund</b>	<b>Appropriation</b>	<b>Cost Center</b>	<b>Classification</b>	<b>Full-Time Equivalent</b>
	<b>5002 - Airport Operation and Maintenance</b>			<b>12.00</b>
	<b>27100 - City Airport Operations</b>			<b>12.00</b>
	<b>100010 - Airport Administration</b>			<b>5.00</b>
		010179 - Airport Director		1.00
		010710 - General Manager Airport		1.00
		111003 - Project Manager Analytics Specialist 3		1.00
		81012081 - Administrative Assistant Grade 4		1.00
		929108 - Administrative Special Services Staff 3 Exempt		1.00
	<b>100020 - Airport Maintenance</b>			<b>7.00</b>
		544011 - Airport Operations Assistant		1.00
		544021 - Airport Service Worker		3.00
		544051 - Airport Operations Manager		1.00
		621065 - Building And Grounds Maintenance Supervisor		1.00
		631035 - Building Services Operations Assistant		1.00
	<b>Total FTE</b>			<b>12.00</b>

**City of Detroit**  
Fiscal Year 2024-2025 Budget

**Department 13 - Buildings, Safety, Engineering, & Environmental Department  
Personnel Services**

Fund	Full-Time Equivalent
Appropriation Cost Center Classification	
<b>1000 - General Fund</b>	<b>62.00</b>
<b>26130 - BSEED Environmental Protection</b>	<b>49.00</b>
<b>130370 - Environmental Affairs</b>	<b>8.00</b>
010721 - General Manager Environmental Affairs	1.00
081009 - Customer Service Representative 3 BSEED	1.00
272021 - Environmental Specialist 1	1.00
272022 - Environmental Specialist 2	2.00
272023 - Environmental Specialist 3	3.00
<b>130372 - Environmental Enforcement</b>	<b>41.00</b>
010912 - Manager 1 Buildings Safety Engineering	1.00
012041 - Principal Clerk	1.00
081009 - Customer Service Representative 3 BSEED	3.00
264221 - Environmental Control Inspector	29.00
264231 - Senior Environmental Control Inspector	3.00
264241 - Principal Environmental Control Inspector	3.00
264261 - Supervisor Of Environmental Control	1.00
<b>27130 - BSEED - Business License Center</b>	<b>13.00</b>
<b>130365 - Business License Center</b>	<b>13.00</b>
010814 - Manager 2 Buildings Safety Engineering	1.00
012072 - Administrative Assistant Grade 3 Building Safety	1.00
081009 - Customer Service Representative 3 BSEED	4.00
099131 - Commercial And Residential License Investigator	4.00
099156 - Senior Commercial And Residential License Investigator	1.00
929106 - Administrative Special Services Staff 1 Exempt	2.00
<b>2490 - Construction Code Fund</b>	<b>296.00</b>
<b>25130 - BSEED Safe Buildings</b>	<b>147.00</b>
<b>130320 - Property Maintenance Enforcement</b>	<b>106.00</b>
012006 - Title Searcher	3.00
012061 - Administrative Assistant Grade 2	1.00
013374 - Executive Administrative Assistant 2	1.00
019210 - Office Management Assistant	1.00
081009 - Customer Service Representative 3 BSEED	15.00
13111002 - Project Manager Analytics Specialist 2	1.00
15111004 - Project Manager Analytics Specialist 4	1.00
199121 - Housing Inspector	33.00
199155 - Assistant Chief Of Property Maintenance	1.00
199221 - Building Inspector	38.00

**City of Detroit**  
Fiscal Year 2024-2025 Budget

**Department 13 - Buildings, Safety, Engineering, & Environmental Department  
Personnel Services**

Fund	Appropriation Cost Center Classification	Full-Time Equivalent
	199231 - Supervising Building Inspector	4.00
	653080 - Executive Management Team	1.00
	81012051 - Head Clerk	1.00
	929101 - Administrative Special Services Staff 1	1.00
	929108 - Administrative Special Services Staff 3 Exempt	4.00
	<b>130321 - Dangerous Building Administration</b>	<b>23.00</b>
	012006 - Title Searcher	3.00
	012041 - Principal Clerk	1.00
	012072 - Administrative Assistant Grade 3 Building Safety	1.00
	081009 - Customer Service Representative 3 BSEED	7.00
	199221 - Building Inspector	9.00
	199231 - Supervising Building Inspector	2.00
	<b>130345 - BSEED Housing Inspections</b>	<b>18.00</b>
	081009 - Customer Service Representative 3 BSEED	2.00
	199321 - Plumbing Inspector	14.00
	199331 - Supervising Plumbing Inspector	1.00
	81012051 - Head Clerk	1.00
	<b>27131 - BSEED Development Support</b>	<b>129.00</b>
	<b>130340 - BSEED Mechanical</b>	<b>62.00</b>
	012237 - Administrative Assistant Grade 2 Buildings And Saf	1.00
	019210 - Office Management Assistant	2.00
	081009 - Customer Service Representative 3 BSEED	5.00
	199241 - Assistant Chief Of Building Inspections	1.00
	199421 - Electrical Inspector	21.00
	199431 - Supervising Electrical Inspector	1.00
	199521 - Boiler Inspector	6.00
	199523 - Elevator Inspector	9.00
	199526 - Mechanical Inspector	12.00
	199530 - Licenses Examiner Mechanical	1.00
	199531 - Supervising Boiler Inspector	1.00
	199533 - Supervising Elevator Inspector	1.00
	199535 - Supervising Mechanical Inspector	1.00
	<b>130346 - BSEED Buildings</b>	<b>31.00</b>
	012019 - Senior Information Technician	1.00
	019210 - Office Management Assistant	1.00
	081009 - Customer Service Representative 3 BSEED	5.00
	199221 - Building Inspector	21.00



**City of Detroit**  
Fiscal Year 2024-2025 Budget

**Department 13 - Buildings, Safety, Engineering, & Environmental Department  
Personnel Services**

Fund	Appropriation Cost Center Classification	Full-Time Equivalent
	199231 - Supervising Building Inspector	1.00
	199241 - Assistant Chief Of Building Inspections	1.00
	653080 - Executive Management Team	1.00
	<b>130347 - BSEED Zoning</b>	<b>7.00</b>
	010912 - Manager 1 Buildings Safety Engineering	1.00
	081009 - Customer Service Representative 3 BSEED	1.00
	199035 - Zoning Inspector	5.00
	<b>130375 - BSEED Permits</b>	<b>6.00</b>
	012041 - Principal Clerk	1.00
	081009 - Customer Service Representative 3 BSEED	5.00
	<b>130376 - Plan Review</b>	<b>15.00</b>
	010714 - General Manager BSEED	1.00
	081009 - Customer Service Representative 3 BSEED	1.00
	199221 - Building Inspector	5.00
	199231 - Supervising Building Inspector	1.00
	199321 - Plumbing Inspector	1.00
	199421 - Electrical Inspector	2.00
	199526 - Mechanical Inspector	1.00
	81124043 - Senior Associate Civil Engineer Design	3.00
	<b>130377 - Development Resource Center - One Stop Shop Plan Review</b>	<b>8.00</b>
	010912 - Manager 1 Buildings Safety Engineering	1.00
	012019 - Senior Information Technician	1.00
	081009 - Customer Service Representative 3 BSEED	3.00
	199035 - Zoning Inspector	1.00
	199221 - Building Inspector	2.00
	<b>29130 - BSEED - Administration</b>	<b>20.00</b>
	<b>130310 - BSEED Administration</b>	<b>20.00</b>
	010121 - Director Of Buildings And Safety Engineering	1.00
	010122 - Deputy Director Of Buildings And Safety Engineerin	1.00
	012072 - Administrative Assistant Grade 3 Building Safety	1.00
	012210 - Administrative Specialist 1	1.00
	012237 - Administrative Assistant Grade 2 Buildings And Saf	1.00
	013374 - Executive Administrative Assistant 2	1.00
	019210 - Office Management Assistant	1.00
	041971 - Business Systems Support Specialist 1	2.00
	041972 - Business Systems Support Specialist 2	2.00
	081009 - Customer Service Representative 3 BSEED	1.00

**City of Detroit**  
Fiscal Year 2024-2025 Budget

**Department 13 - Buildings, Safety, Engineering, & Environmental Department  
Personnel Services**

<b>Fund</b>	<b>Appropriation</b>	<b>Cost Center</b>	<b>Classification</b>	<b>Full-Time Equivalent</b>
	13111004		- Project Manager Analytics Specialist 4	1.00
	13111141		- Operations General Manager	1.00
	43013377		- Executive Administrative Assistant 3	1.00
	43309903		- Clerk 3	1.00
	929107		- Administrative Special Services Staff 2 Exempt	1.00
	929108		- Administrative Special Services Staff 3 Exempt	2.00
	932033		- Senior Data Scientist	1.00
<b>Total FTE</b>				<b>358.00</b>

**City of Detroit**  
Fiscal Year 2024-2025 Budget

**Department 16 - Construction & Demolition Department  
Personnel Services**

Fund	Full-Time Equivalent
Appropriation	
Cost Center	
Classification	
<b>1000 - General Fund</b>	<b>60.00</b>
<b>29160 - CDD Shared Services</b>	<b>60.00</b>
<b>160070 - Construction &amp; Facilities Management</b>	<b>56.00</b>
011062 - Assistant Director Demolition	1.00
019210 - Office Management Assistant	1.00
111003 - Project Manager Analytics Specialist 3	4.00
122511 - Construction Project Coordinator	2.00
13111002 - Project Manager Analytics Specialist 2	4.00
13111004 - Project Manager Analytics Specialist 4	1.00
134061 - Head Electrical Engineer	1.00
621041 - Building Maintenance SubForeman	2.00
621081 - Superintendent Of Building Maintenance	1.00
738341 - Electrical Worker General	2.00
742001 - Building Operating Apprentice	1.00
742042 - Refrigeration Equipment Operator First Class	6.00
745020 - Climate Control Operations Technician	3.00
81623041 - Finish Carpenter	4.00
82625041 - Finish Painter	4.00
8621031 - Building Trades Worker General	10.00
8621051 - Building Maintenance Foreman	3.00
8626001 - Plumber Apprentice	1.00
8626041 - Plumber	4.00
929107 - Administrative Special Services Staff 2 Exempt	1.00
<b>160080 - DDoT Facilities Management</b>	<b>4.00</b>
010848 - Manager 2 Transportation	1.00
738341 - Electrical Worker General	2.00
8621031 - Building Trades Worker General	1.00
<b>1003 - Blight Remediation Fund</b>	<b>23.00</b>
<b>21200 - Detroit Demolition</b>	<b>23.00</b>
<b>160010 - Construction &amp; Demolition Administration</b>	<b>2.00</b>
011062 - Assistant Director Demolition	2.00
<b>160040 - Demolition Environmental</b>	<b>2.00</b>
011062 - Assistant Director Demolition	1.00
111003 - Project Manager Analytics Specialist 3	1.00
<b>160050 - Demolition Compliance</b>	<b>19.00</b>
111003 - Project Manager Analytics Specialist 3	1.00
13111002 - Project Manager Analytics Specialist 2	2.00

**City of Detroit**  
Fiscal Year 2024-2025 Budget

**Department 16 - Construction & Demolition Department  
Personnel Services**

Fund	Full-Time Equivalent
Appropriation Cost Center Classification	
13111004 - Project Manager Analytics Specialist 4	1.00
929101 - Administrative Special Services Staff 1	12.00
929102 - Administrative Special Services Staff 2	3.00
<b>4503 - General Obligation Bond Fund</b>	<b>76.00</b>
<b>21003 - Neighborhood Improvement Bonds</b>	<b>76.00</b>
<b>160010 - Construction &amp; Demolition Administration</b>	<b>18.00</b>
010114 - Director General Services Department	1.00
013376 - Executive Administrative Assistant 2	1.00
13111002 - Project Manager Analytics Specialist 2	1.00
13111004 - Project Manager Analytics Specialist 4	1.00
653080 - Executive Management Team	1.00
929102 - Administrative Special Services Staff 2	1.00
929107 - Administrative Special Services Staff 2 Exempt	9.00
929108 - Administrative Special Services Staff 3 Exempt	2.00
932010 - Press Secretary	1.00
<b>160040 - Demolition Environmental</b>	<b>11.00</b>
929102 - Administrative Special Services Staff 2	7.00
929107 - Administrative Special Services Staff 2 Exempt	4.00
<b>160050 - Demolition Compliance</b>	<b>47.00</b>
111003 - Project Manager Analytics Specialist 3	1.00
13111141 - Operations General Manager	2.00
13111403 - Program Analyst 3 Community Development Specialist	2.00
929101 - Administrative Special Services Staff 1	9.00
929102 - Administrative Special Services Staff 2	22.00
929107 - Administrative Special Services Staff 2 Exempt	9.00
929108 - Administrative Special Services Staff 3 Exempt	2.00
<b>Total FTE</b>	<b>159.00</b>

**City of Detroit**  
Fiscal Year 2024-2025 Budget

**Department 19 - Department of Public Works  
Personnel Services**

Fund	Full-Time Equivalent
Appropriation Cost Center Classification	
<b>1000 - General Fund</b>	<b>25.25</b>
<b>27190 - Development Support - Street Design</b>	<b>16.25</b>
<b>191701 - General Inspection</b>	<b>16.25</b>
095045 - Construction Permit Coordinator	1.00
124054 - Engineer Of Inspection	1.00
196032 - Senior Construction Inspector	5.25
196041 - Principal Construction Inspector Paving	4.00
196052 - Head Construction Inspector Paving	1.00
601101 - Administrative Assistant 1	4.00
<b>29190 - DPW Administration</b>	<b>9.00</b>
<b>190100 - Public Works Administration</b>	<b>9.00</b>
010123 - Director Department Of Public Works	1.00
013367 - Executive Secretary 3	1.00
013376 - Executive Administrative Assistant 2	1.00
019211 - Office Management Assistant Exempted	1.00
11919906 - Associate Director Of Administration	2.00
15111004 - Project Manager Analytics Specialist 4	1.00
932010 - Press Secretary	1.00
932048 - Executive Assistant To The Mayor 5	1.00
<b>3301 - Major Street</b>	<b>334.25</b>
<b>21295 - Smart Detroit Modes Federal Grant</b>	<b>1.00</b>
<b>191111 - Grants - Department of Public Works</b>	<b>1.00</b>
929108 - Administrative Special Services Staff 3 Exempt	1.00
<b>25190 - Streets &amp; Rights of Way Management</b>	<b>333.25</b>
<b>193822 - DPW Street Maintenance</b>	<b>172.75</b>
010124 - Deputy Director Department Of Public Works	1.00
012033 - District Clerk	2.00
012061 - Administrative Assistant Grade 2	1.00
015141 - Equipment Dispatch	1.00
076053 - Instructor Public Works Equipment	2.00
111003 - Project Manager Analytics Specialist 3	1.00
19305201 - Planner 1 Urban Design	1.00
19305202 - Planner 2 Urban Design	1.00
19305203 - Planner 3 Urban Design	1.00
19305204 - Planner 4 Urban Design	1.00
611163 - Assistant Manager Street Maintenance And Construct	1.00
611173 - Superintendent Of Street Maintenance And Construct	1.00

**City of Detroit**  
Fiscal Year 2024-2025 Budget

**Department 19 - Department of Public Works  
Personnel Services**

Fund	Appropriation Cost Center Classification	Full-Time Equivalent
	612033 - Asphalt Finisher	4.00
	612131 - Street Maintenance SubForeman	11.00
	612143 - Street Maintenance Foreman	7.00
	612145 - Assistant Supervisor Of Street Maintenance And Con	4.00
	612161 - Supervisor Of Street Maintenance And Construction	3.00
	619132 - General Environment Technician 1 DPW	15.75
	619133 - General Environment Technician 2 - DPW	7.00
	619231 - General Environmental Technician 1 DPW DL	17.00
	721523 - Vehicle Operator 1	67.00
	721529 - Vehicle Operator 3	14.00
	721535 - Construction Equipment Operator	6.00
	721538 - Construction Equipment Operator 50 Ton Crane	1.00
	81041547 - Head Governmental Analyst	1.00
	929107 - Administrative Special Services Staff 2 Exempt	1.00
	<b>193825 - Transportation Planning</b>	<b>32.00</b>
	013131 - Office Assistant 3	1.00
	099673 - Engineering Services Coordinator	2.00
	124070 - Head Engineer Transportation	1.00
	134021 - Senior Assistant Electrical Engineer Design	1.00
	15111004 - Project Manager Analytics Specialist 4	1.00
	184021 - Senior Assistant Traffic Engineer	4.00
	184050 - Traffic Engineer	3.00
	184061 - City Traffic Engineer	1.00
	192031 - Engineering Support Specialist 2	6.00
	193034 - Drafting Technician 4	1.00
	81184041 - Senior Associate Traffic Engineer	5.00
	8134040 - Senior Associate Electrical Engineer Design	1.00
	8738351 - Electrical Worker Foreman	5.00
	<b>193826 - Transportation - Signs &amp; Markings</b>	<b>41.00</b>
	013121 - Office Assistant 2	1.00
	013131 - Office Assistant 3	1.00
	099133 - Traffic Investigator	6.00
	099144 - Supervising Traffic Investigator	1.00
	619034 - Sign Stencil Preparator	2.00
	619231 - General Environmental Technician 1 DPW DL	1.00
	712132 - Traffic Sign Mechanic	24.00
	712141 - Sign Shop Foreman	3.00

**City of Detroit**  
Fiscal Year 2024-2025 Budget

**Department 19 - Department of Public Works  
Personnel Services**

Fund	Appropriation Cost Center Classification	Full-Time Equivalent
	712147 - Assistant Traffic Sign Shop Supervisor	1.00
	712161 - Traffic Sign Shop Supervisor	1.00
	<b>193830 - City Engineers</b>	<b>87.50</b>
	010141 - City Engineer	1.00
	010844 - Manager 2 Public Works	1.00
	012241 - Administrative Assistant Grade 2 Public Works	1.00
	012266 - Administrative Assistant Grade 3 Public Works	1.00
	013121 - Office Assistant 2	2.00
	013367 - Executive Secretary 3	1.00
	095038 - Supervisor Of Maps And Records	1.00
	099240 - DPW District Relationship Coordinator	7.00
	099673 - Engineering Services Coordinator	2.00
	111003 - Project Manager Analytics Specialist 3	1.00
	122324 - Supervising Survey Technician	3.00
	122336 - Senior Associate Surveyor	1.00
	122511 - Construction Project Coordinator	1.00
	124023 - Senior Assistant Civil Engineer Design	4.00
	124033 - Associate Civil Engineer Design	2.00
	124052 - Engineer Of Streets	1.00
	124055 - Field Engineer	1.00
	124066 - Head Engineer Design And Field Services	1.00
	13111002 - Project Manager Analytics Specialist 2	2.00
	15119003 - Information Technology Specialist Systems Engineer	1.00
	196022 - Construction Inspector	20.50
	196032 - Senior Construction Inspector	7.00
	196041 - Principal Construction Inspector Paving	6.00
	196052 - Head Construction Inspector Paving	1.00
	252021 - Materials Laboratory Technician	3.00
	252032 - Materials Laboratory Supervisor	1.00
	601101 - Administrative Assistant 1	2.00
	81041915 - Senior Geographic Information Systems Support Tech	3.00
	81124043 - Senior Associate Civil Engineer Design	1.00
	81154043 - Senior Associate Structural Engineer Design	1.00
	8124047 - Senior Associate Civil Engineer Field	4.00
	82193023 - Drafting Technician 3	3.00
	<b>3401 - Solid Waste Management</b>	<b>140.50</b>
	<b>26190 - Solid Waste Collection</b>	<b>136.50</b>

**City of Detroit**  
Fiscal Year 2024-2025 Budget

**Department 19 - Department of Public Works  
Personnel Services**

Fund	Appropriation Cost Center Classification	Full-Time Equivalent
	<b>190410 - Solid Waste Management</b>	<b>136.50</b>
	012033 - District Clerk	2.00
	012066 - Administrative Sanitation Analyst	1.00
	076053 - Instructor Public Works Equipment	2.00
	099240 - DPW District Relationship Coordinator	4.00
	111003 - Project Manager Analytics Specialist 3	2.00
	612143 - Street Maintenance Foreman	3.00
	618061 - Assistant Superintendent Of Solid Waste	1.00
	618071 - Superintendent Of Solid Waste	1.00
	618111 - Refuse Collection Packer Operator	35.00
	618121 - Refuse Collection Foreman	8.00
	618141 - Refuse Collection Supervisor	3.00
	618151 - Senior Refuse Collection Supervisor	1.00
	619132 - General Environment Technician 1 DPW	7.50
	721523 - Vehicle Operator 1	14.00
	721529 - Vehicle Operator 3	40.00
	721535 - Construction Equipment Operator	7.00
	721538 - Construction Equipment Operator 50 Ton Crane	1.00
	721831 - Sanitation Yard Dispatcher	1.00
	81012051 - Head Clerk	1.00
	929101 - Administrative Special Services Staff 1	2.00
	<b>26192 - Solid Waste Disposal Costs</b>	<b>4.00</b>
	<b>190422 - Greater Detroit Resource Recovery Authority (GDRRA)</b>	<b>4.00</b>
	013374 - Executive Administrative Assistant 2	1.00
	931601 - Director Greater Detroit Resource Recovery Authori	1.00
	931603 - Head Accountant And Office Manager Greater Detroit	1.00
	931617 - Administrative Assistant Grade 3 Greater Detroit R	1.00
<b>Total FTE</b>		<b>500.00</b>



**City of Detroit**  
Fiscal Year 2024-2025 Budget

**Department 20 - Detroit Department of Transportation  
Personnel Services**

Fund	Full-Time Equivalent
Appropriation	
Cost Center	
Classification	
<b>5301 - Transportation Operation</b>	<b>1,083.00</b>
<b>27200 - Rider Services</b>	<b>970.00</b>
<b>200170 - DDoT Building Maintenance</b>	<b>9.00</b>
010954 - Manager 1 Transportation	1.00
621031 - Building Trades Worker General	3.00
622033 - Building Operator 2	2.00
714331 - Maintenance Millwright	1.00
813131 - Office Assistant 3	1.00
8621041 - Building Maintenance SubForeman	1.00
<b>200280 - DDoT Vehicle Maintenance</b>	<b>205.00</b>
010848 - Manager 2 Transportation	2.00
012210 - Administrative Specialist 1	2.00
076017 - Vehicle Maintenance Instructor	2.00
13111104 - Program Analyst 4	1.00
351001 - Transit Electronics Manager	1.00
351005 - Maintenance Management Information System Administ	1.00
351010 - Fleet Engineer	1.00
631011 - Coach Service Attendant Operations	10.00
631014 - Coach Service Attendant	28.00
631020 - Supervising Coach Service Attendant	2.00
712030 - Repair Mechanic	6.00
713341 - General Machinist	1.00
714041 - Sheet Metal Worker	1.00
715033 - General Welder	1.00
721186 - Superintendent Of Transportation Rolling Stock	5.00
723139 - General Auto Mechanic	93.00
724133 - Vehicle Painter And Letterer	2.00
725532 - Auto Body Mechanic	10.00
725551 - Body Shop Foreman Transit	2.00
729042 - Automotive Research Assistant	4.00
737031 - Electronic Equipment Technician	12.00
737041 - Supervisor Of Electronic Maintenance Department Of	1.00
739845 - Supervising Radio Maintenance Technician	2.00
813131 - Office Assistant 3	2.00
81723151 - Auto Repair Foreman	12.00
941003 - Assistant Director DDOT OperationsMaintenance	1.00
<b>200290 - DDoT Materials Management</b>	<b>18.00</b>

**City of Detroit**  
Fiscal Year 2024-2025 Budget

**Department 20 - Detroit Department of Transportation  
Personnel Services**

Fund	Appropriation Cost Center Classification	Full-Time Equivalent
	010954 - Manager 1 Transportation	1.00
	055021 - Storekeeper	14.00
	721529 - Vehicle Operator 3	2.00
	81055043 - Stores Operations Supervisor	1.00
	<b>200300 - DDoT Vehicle Operation</b>	<b>698.00</b>
	010159 - Deputy Director Of Transportation Department	1.00
	012210 - Administrative Specialist 1	1.00
	076013 - Instructor Transportation Equipment Operation	14.00
	351136 - Senior Transportation Service Inspector	24.00
	351336 - Transportation Terminal Supervisor	3.00
	351348 - Transportation District Superintendent	6.00
	351371 - Superintendent Of Transportation Operations	2.00
	351525 - Transportation Station Worker	4.00
	359032 - Transportation Emergency Dispatcher	13.00
	722038 - Transportation Equipment Operator	627.00
	813131 - Office Assistant 3	2.00
	941003 - Assistant Director DDoT OperationsMaintenance	1.00
	<b>200310 - DDoT ADA Transportation Services</b>	<b>40.00</b>
	010862 - Manager 2 Contract Operations	1.00
	010931 - Manager I Customer Service Dispatch	1.00
	010932 - Manager 1 Eligibility	1.00
	081021 - Customer Service Representative I Paratransit	15.00
	081022 - Customer Service Representative II Paratransit	3.00
	081062 - Eligibility Represenative II Paratransit	2.00
	351021 - Outreach Direct Services Specialist	1.00
	359032 - Transportation Emergency Dispatcher	4.00
	359061 - Dispatcher I Paratransit	5.00
	359062 - Dispatcher II Paratransit	2.00
	653080 - Executive Management Team	1.00
	929106 - Administrative Special Services Staff 1 Exempt	4.00
	<b>29200 - DDoT Administration</b>	<b>67.00</b>
	<b>200010 - DDoT Administration</b>	<b>17.00</b>
	010159 - Deputy Director Of Transportation Department	1.00
	011702 - Executive Manager DDoT	2.00
	013375 - Executive Administrative Assistant 1	1.00
	013376 - Executive Administrative Assistant 2	2.00
	111003 - Project Manager Analytics Specialist 3	1.00

**City of Detroit**  
Fiscal Year 2024-2025 Budget

**Department 20 - Detroit Department of Transportation  
Personnel Services**

Fund Appropriation Cost Center Classification	Full-Time Equivalent
111411 - Program Analyst 2 DDOT	1.00
13111004 - Project Manager Analytics Specialist 4	2.00
15112102 - Information Technology Specialist Systems Analyst	1.00
15114235 - Information Technology Special Systems Administrator Ma	1.00
830320 - Urban Government Intern 2 Limited Service	1.00
932010 - Press Secretary	1.00
932013 - Chief Of Staff DDOT	1.00
932014 - Executive Management Team Mayors Office	1.00
941003 - Assistant Director DDOT OperationsMaintenance	1.00
<b>200020 - DDoT Compliance</b>	<b>6.00</b>
010848 - Manager 2 Transportation	1.00
413047 - Regulatory Compliance Officer	5.00
<b>200230 - DDOT Safety Department</b>	<b>44.00</b>
010228 - Chief Safety Officer DDOT	1.00
010954 - Manager 1 Transportation	1.00
012210 - Administrative Specialist 1	2.00
632016 - Service Guard General	32.00
632019 - Senior Service Guard General	8.00
<b>29201 - DDOT Planning</b>	<b>46.00</b>
<b>200011 - DDoT Strategic Planning Division</b>	<b>19.00</b>
010954 - Manager 1 Transportation	1.00
011702 - Executive Manager DDOT	1.00
019210 - Office Management Assistant	1.00
111411 - Program Analyst 2 DDOT	1.00
111412 - Program Analyst 3 DDOT	1.00
193040 - Principal Graphic Designer DDOT	2.00
305601 - Planner 1 DDOT	2.00
305602 - Planner 2 DDOT	1.00
351015 - Transit Scheduling Coordinator	1.00
353028 - Transportation Schedule Analyst	2.00
359015 - Transportation Passenger Data Collector	2.00
359017 - Transportation Information Clerk	3.00
823601 - Transp Pass Data Coll SS	1.00
<b>200030 - DDoT Marketing</b>	<b>6.00</b>
010848 - Manager 2 Transportation	2.00
010954 - Manager 1 Transportation	1.00
193035 - Principal Graphic Designer	1.00

**City of Detroit**  
Fiscal Year 2024-2025 Budget

**Department 20 - Detroit Department of Transportation  
Personnel Services**

Fund	Appropriation Cost Center Classification	Full-Time Equivalent
	351020 - Marketing And Outreach Coordinator	2.00
	<b>200040 - DDoT Mobility Innovation</b>	<b>8.00</b>
	010221 - Chief Of Mobility Innovation	1.00
	010222 - Deputy Chief Of Mobility Innovation	1.00
	013374 - Executive Administrative Assistant 2	1.00
	111003 - Project Manager Analytics Specialist 3	2.00
	13111002 - Project Manager Analytics Specialist 2	1.00
	13111004 - Project Manager Analytics Specialist 4	1.00
	932010 - Press Secretary	1.00
	<b>200110 - DDoT Customer Programs &amp; Communications</b>	<b>13.00</b>
	010954 - Manager 1 Transportation	1.00
	081008 - Complaint Investigator	3.00
	351145 - Customer Services Transportation Supervisor	1.00
	359033 - Transit Customer Service Representative	8.00
<b>Total FTE</b>		<b>1,083.00</b>

**City of Detroit**  
Fiscal Year 2024-2025 Budget

**Department 23 - Office of the Chief Financial Officer  
Personnel Services**

Fund	Full-Time Equivalent
Appropriation Cost Center Classification	
<b>1000 - General Fund</b>	<b>409.00</b>
<b>29230 - OCFO Administration</b>	<b>13.00</b>
<b>230010 - OCFO Administration</b>	<b>13.00</b>
013376 - Executive Administrative Assistant 2	1.00
11303002 - Chief Deputy Chief Financial Officer	1.00
13111004 - Project Manager Analytics Specialist 4	3.00
13111123 - Program Analyst Manager 3	1.00
13111160 - Prog Analyst 2 OCFO Admin	1.00
13111162 - Program Analyst 4 OCFO Administration	1.00
13111165 - Program Analyst Manager 3 OCFO Administration	1.00
13111184 - Program Analyst Manager 4 OCFO Administration	1.00
303001 - Chief Financial Officer	1.00
43601103 - Administrative Assistant 3	1.00
929107 - Administrative Special Services Staff 2 Exempt	1.00
<b>29231 - Resource Planning</b>	<b>144.00</b>
<b>230133 - Grant Accounting</b>	<b>15.00</b>
13201002 - Accountant 2	1.00
13201003 - Accountant 3	7.00
13201011 - Supervisory Accountant 3	2.00
13201012 - Supervisory Accountant 4	1.00
13201023 - Accountant Manager 3	1.00
13201030 - Accountant 3 Grant Accounting	1.00
13205177 - Financial Analyst 2 OCFO ERP	1.00
43309903 - Clerk 3	1.00
<b>230137 - Office of Budget</b>	<b>23.00</b>
010111 - Deputy Budget Director	1.00
13203102 - Budget Analyst 2	1.00
13203103 - Budget Analyst 3	9.00
13203104 - Budget Analyst 4	4.00
13203114 - Supervisory Budget Analyst 4	1.00
13203124 - Budget Analyst Manager 4	4.00
301103 - Economist 3	1.00
303003 - Deputy Chief Financial Officer Budget Director	1.00
43601104 - Administrative Assistant 4	1.00
<b>230201 - ODFS - Public Safety Police</b>	<b>12.00</b>
13201002 - Accountant 2	1.00
13201003 - Accountant 3	1.00

**City of Detroit**  
Fiscal Year 2024-2025 Budget

**Department 23 - Office of the Chief Financial Officer**  
**Personnel Services**

Fund	Appropriation Cost Center Classification	Full-Time Equivalent
	13201004 - Accountant 4	1.00
	13203104 - Budget Analyst 4	1.00
	13203114 - Supervisory Budget Analyst 4	1.00
	13205102 - Financial Analyst 2	1.00
	13205103 - Financial Analyst 3	1.00
	13205115 - Financial Analyst 2 Departmental Financial Service	1.00
	13205116 - Financial Analyst 3 Departmental Financial Service	1.00
	13205121 - Financial Analyst Manager 4 Departmental Financial	1.00
	43601105 - Administrative Assistant 2	1.00
	81303103 - Accounting Technician 3	1.00
	<b>230202 - ODFS - Public Infrastructure</b>	<b>18.00</b>
	13201002 - Accountant 2	1.00
	13201003 - Accountant 3	2.00
	13201004 - Accountant 4	2.00
	13201011 - Supervisory Accountant 3	1.00
	13201023 - Accountant Manager 3	1.00
	13205102 - Financial Analyst 2	1.00
	13205124 - Financial Analyst Manager 4	1.00
	43307002 - Teller 2	3.00
	43307005 - Teller 2 ODFS	1.00
	43307007 - Teller 3 ODFS	1.00
	43307021 - Supervisory Teller 1	1.00
	43309903 - Clerk 3	1.00
	43309904 - Clerk 4	1.00
	43601105 - Administrative Assistant 2	1.00
	<b>230203 - ODFS - Neighborhood, Community, &amp; Econ Dev</b>	<b>23.00</b>
	13201001 - Accountant 1	1.00
	13201002 - Accountant 2	1.00
	13201003 - Accountant 3	3.00
	13201004 - Accountant 4	3.00
	13201011 - Supervisory Accountant 3	1.00
	13205103 - Financial Analyst 3	1.00
	13205104 - Financial Analyst 4	1.00
	13205112 - Financial Analyst 1 Departmental Financial Service	1.00
	13205121 - Financial Analyst Manager 4 Departmental Financial	1.00
	13205123 - Financial Analyst Manager 3	1.00
	43307002 - Teller 2	2.00

**City of Detroit**  
Fiscal Year 2024-2025 Budget

**Department 23 - Office of the Chief Financial Officer**  
**Personnel Services**

Fund	Appropriation Cost Center Classification	Full-Time Equivalent
	43307003 - Teller 3	1.00
	43309903 - Clerk 3	2.00
	43309904 - Clerk 4	2.00
	43601103 - Administrative Assistant 3	1.00
	929101 - Administrative Special Services Staff 1	1.00
	<b>230204 - ODFS - Government Operations</b>	<b>10.00</b>
	111113 - Supervisory Program Analyst 3	1.00
	13111101 - Program Analyst 1	1.00
	13201003 - Accountant 3	1.00
	13201012 - Supervisory Accountant 4	1.00
	13205102 - Financial Analyst 2	1.00
	13205103 - Financial Analyst 3	2.00
	13205104 - Financial Analyst 4	1.00
	13205121 - Financial Analyst Manager 4 Departmental Financial	1.00
	43309903 - Clerk 3	1.00
	<b>230205 - ODFS - Legislative Operations</b>	<b>13.00</b>
	13201002 - Accountant 2	2.00
	13201011 - Supervisory Accountant 3	1.00
	13205102 - Financial Analyst 2	1.00
	13205103 - Financial Analyst 3	3.00
	13205115 - Financial Analyst 2 Departmental Financial Service	1.00
	13205116 - Financial Analyst 3 Departmental Financial Service	1.00
	13205121 - Financial Analyst Manager 4 Departmental Financial	1.00
	43303104 - Accounting Technician 4	1.00
	43309902 - Clerk 2	1.00
	929102 - Administrative Special Services Staff 2	1.00
	<b>230208 - ODFS - Administration</b>	<b>9.00</b>
	11303011 - Deputy Chief Financial Officer Departmental Financ	1.00
	13201002 - Accountant 2	1.00
	13201012 - Supervisory Accountant 4	1.00
	13201031 - Accountant 3 Office of Departmental Financial Serv	1.00
	13203104 - Budget Analyst 4	1.00
	13205104 - Financial Analyst 4	2.00
	43309902 - Clerk 2	1.00
	43601106 - Administrative Assistant 3	1.00
	<b>230209 - ODFS - Public Space</b>	<b>12.00</b>
	012272 - Administrative Assistant 3	1.00

**City of Detroit**  
Fiscal Year 2024-2025 Budget

**Department 23 - Office of the Chief Financial Officer**  
**Personnel Services**

Fund	Appropriation Cost Center Classification	Full-Time Equivalent
	13201003 - Accountant 3	1.00
	13201004 - Accountant 4	1.00
	13201012 - Supervisory Accountant 4	2.00
	13205102 - Financial Analyst 2	2.00
	13205103 - Financial Analyst 3	1.00
	13205104 - Financial Analyst 4	2.00
	13205121 - Financial Analyst Manager 4 Departmental Financial	1.00
	43309904 - Clerk 4	1.00
	<b>230211 - ODFS - Public Safety - Fire</b>	<b>9.00</b>
	13111103 - Program Analyst 3	1.00
	13201012 - Supervisory Accountant 4	1.00
	13203103 - Budget Analyst 3	1.00
	13205104 - Financial Analyst 4	1.00
	13205124 - Financial Analyst Manager 4	1.00
	309911 - Supervisory Clerk 1	1.00
	43309902 - Clerk 2	1.00
	43601105 - Administrative Assistant 2	1.00
	81303101 - Accounting Technician 1	1.00
	<b>29232 - Property Valuation</b>	<b>73.00</b>
	<b>230120 - Valuation &amp; Field Operations</b>	<b>40.00</b>
	010105 - Chief Assessor	1.00
	11303006 - Deputy Chief Financial Officer Assessor	1.00
	11919911 - Associate Director Of Strategic Affairs	1.00
	13111103 - Program Analyst 3	1.00
	13202001 - Appraiser 1	3.00
	13202002 - Appraiser 2	10.00
	13202003 - Appraiser 3	5.00
	13202004 - Appraiser 4	5.00
	13202013 - Supervisory Appraiser 3	2.00
	13202014 - Supervisory Appraiser 4	1.00
	13202024 - Appraiser Manager 4	1.00
	13205102 - Financial Analyst 2	2.00
	13205104 - Financial Analyst 4	1.00
	13205125 - Financial Analyst 2 ASSR Valuation and Field Opera	2.00
	43309903 - Clerk 3	1.00
	43601106 - Administrative Assistant 3	1.00
	929108 - Administrative Special Services Staff 3 Exempt	2.00



**City of Detroit**  
Fiscal Year 2024-2025 Budget

**Department 23 - Office of the Chief Financial Officer**  
**Personnel Services**

Fund	Appropriation Cost Center Classification	Full-Time Equivalent
	<b>230122 - Special Processing Division</b>	<b>23.00</b>
	13202001 - Appraiser 1	3.00
	13202002 - Appraiser 2	1.00
	13202003 - Appraiser 3	1.00
	13202004 - Appraiser 4	1.00
	13202013 - Supervisory Appraiser 3	3.00
	13202023 - Appraiser Manager 3	1.00
	13205102 - Financial Analyst 2	1.00
	13205104 - Financial Analyst 4	1.00
	43309903 - Clerk 3	4.00
	43309904 - Clerk 4	4.00
	43309912 - Supervisory Clerk 2	1.00
	43601106 - Administrative Assistant 3	1.00
	929102 - Administrative Special Services Staff 2	1.00
	<b>230123 - GIS/Land Maintenance Division</b>	<b>10.00</b>
	13111104 - Program Analyst 4	1.00
	13111169 - Program Analyst 3 ASSR Land Maintenance / GIS	2.00
	13111170 - Prog Analyst 4 Assr Lnd Maint/GIS	1.00
	13202001 - Appraiser 1	1.00
	13202002 - Appraiser 2	1.00
	13202023 - Appraiser Manager 3	1.00
	43309903 - Clerk 3	3.00
	<b>29233 - Contracting &amp; Procurement</b>	<b>35.00</b>
	<b>230080 - Procurement</b>	<b>29.00</b>
	11306001 - Deputy Chief Financial Officer Chief Contracting A	1.00
	11306002 - Deputy Chief Procurement Officer	1.00
	13102301 - Contract Procurement Specialist 1	2.00
	13102302 - Contract Procurement Specialist 2	3.00
	13102303 - Contract Procurement Specialist 3	11.00
	13102304 - Contract Procurement Specialist 4	2.00
	13102314 - Supervisory Contract Procurement Specialist 4	4.00
	13306105 - Procurement Assistant 5	1.00
	43306103 - Procurement Assistant 3	1.00
	929102 - Administrative Special Services Staff 2	2.00
	931551 - Digital and Social Media Specialist	1.00
	<b>230081 - Compliance &amp; Audit Division</b>	<b>6.00</b>
	13102303 - Contract Procurement Specialist 3	1.00

**City of Detroit**  
Fiscal Year 2024-2025 Budget

**Department 23 - Office of the Chief Financial Officer**  
**Personnel Services**

Fund	Appropriation Cost Center Classification	Full-Time Equivalent
	13201103 - Auditor 3	1.00
	13201104 - Auditor 4	1.00
	13205104 - Financial Analyst 4	1.00
	15111004 - Project Manager Analytics Specialist 4	1.00
	43306103 - Procurement Assistant 3	1.00
	<b>29234 - Revenue Management</b>	<b>61.00</b>
	<b>230070 - Treasury</b>	<b>6.00</b>
	11303008 - Deputy Treasurer For Operations	1.00
	11919912 - Deputy Associate Director Of Strategic Affairs	1.00
	13111103 - Program Analyst 3	1.00
	13303009 - Deputy Treasurer For Tax Administration	1.00
	303005 - Deputy Chief Financial Officer Treasurer	1.00
	932010 - Press Secretary	1.00
	<b>230071 - Tax Policy &amp; Compliance</b>	<b>7.00</b>
	13201101 - Auditor 1	1.00
	13201104 - Auditor 4	1.00
	13201112 - Supervisory Auditor 4	1.00
	13205165 - Financial Analyst 3 Trasury Tax	2.00
	43309903 - Clerk 3	1.00
	929103 - Administrative Special Services Staff 3	1.00
	<b>230072 - Property Tax Branch</b>	<b>8.00</b>
	13205101 - Financial Analyst 1	1.00
	13205114 - Supervisory Financial Analyst 4	1.00
	13205159 - Financial Analyst Manager 3 TreasuryTax	1.00
	13205163 - Financial Analyst 2 Treasury Property Tax	2.00
	43309903 - Clerk 3	2.00
	43309904 - Clerk 4	1.00
	<b>230073 - Revenue Collections Branch</b>	<b>11.00</b>
	13205114 - Supervisory Financial Analyst 4	1.00
	13205193 - Financial Analyst 2 Revenue Collections	1.00
	13208002 - Tax Examiner 2	3.00
	13208022 - Supervisory Tax Examiner 2	1.00
	208002 - Tax Examiner 2	2.00
	43303103 - Accounting Technician 3	1.00
	43309901 - Clerk 1	1.00
	81208001 - Tax Examiner 1	1.00
	<b>230074 - Detroit Taxpayer Service Center</b>	<b>10.00</b>

**City of Detroit**  
Fiscal Year 2024-2025 Budget

**Department 23 - Office of the Chief Financial Officer**  
**Personnel Services**

Fund	Appropriation Cost Center Classification	Full-Time Equivalent
	13111101 - Program Analyst 1	1.00
	13111123 - Program Analyst Manager 3	1.00
	309911 - Supervisory Clerk 1	1.00
	43309901 - Clerk 1	1.00
	43309903 - Clerk 3	3.00
	43309904 - Clerk 4	2.00
	43309912 - Supervisory Clerk 2	1.00
	<b>230075 - Debt Management</b>	<b>3.00</b>
	13205103 - Financial Analyst 3	2.00
	13205104 - Financial Analyst 4	1.00
	<b>230077 - Cash Management</b>	<b>11.00</b>
	13201002 - Accountant 2	2.00
	13201003 - Accountant 3	1.00
	13201012 - Supervisory Accountant 4	1.00
	13205113 - Supervisory Financial Analyst 3	1.00
	13205117 - Financial Analyst 4 Departmental Financial Service	1.00
	13205134 - Financial Analyst 3 Cash Management	2.00
	13205136 - Supervisory Financial Analyst 3 Cash Management	1.00
	13205159 - Financial Analyst Manager 3 TreasuryTax	1.00
	81303103 - Accounting Technician 3	1.00
	<b>230079 - Tax Accounting</b>	<b>5.00</b>
	13201002 - Accountant 2	1.00
	13201003 - Accountant 3	1.00
	13201012 - Supervisory Accountant 4	1.00
	13205164 - Financial Analyst 2 TreasuryTax	1.00
	81303103 - Accounting Technician 3	1.00
	<b>29235 - Accounting Controls</b>	<b>52.00</b>
	<b>230030 - Accounts Payable</b>	<b>6.00</b>
	13201002 - Accountant 2	1.00
	13201012 - Supervisory Accountant 4	1.00
	43303104 - Accounting Technician 4	4.00
	<b>230060 - Payroll Audit</b>	<b>23.00</b>
	13201004 - Accountant 4	2.00
	13303122 - Accounting Technician Manager 2	2.00
	13303124 - Accounting Technician Manager 2 Payroll	1.00
	43303112 - Supervisory Accounting Technician 2	3.00
	43303134 - Payroll Technician 4	9.00

**City of Detroit**  
Fiscal Year 2024-2025 Budget

**Department 23 - Office of the Chief Financial Officer**  
**Personnel Services**

Fund	Appropriation Cost Center Classification	Full-Time Equivalent
	43309903 - Clerk 3	2.00
	929101 - Administrative Special Services Staff 1	1.00
	929102 - Administrative Special Services Staff 2	1.00
	929107 - Administrative Special Services Staff 2 Exempt	2.00
	<b>230100 - Risk Management</b>	<b>1.00</b>
	13205150 - Financial Analyst Manager 4 Internal Audit and Ris	1.00
	<b>230130 - General Accounting</b>	<b>6.00</b>
	13201003 - Accountant 3	3.00
	13201004 - Accountant 4	1.00
	13201012 - Supervisory Accountant 4	2.00
	<b>230131 - Financial Reporting</b>	<b>8.00</b>
	010198 - Project Manager Finance	1.00
	13201002 - Accountant 2	1.00
	13201003 - Accountant 3	1.00
	13201024 - Accountant Manager 4	3.00
	303004 - Deputy Chief Financial Officer Controller	1.00
	43601104 - Administrative Assistant 4	1.00
	<b>230136 - Bank Reconciliation</b>	<b>3.00</b>
	13201002 - Accountant 2	1.00
	13201012 - Supervisory Accountant 4	1.00
	929102 - Administrative Special Services Staff 2	1.00
	<b>230207 - ERP Division</b>	<b>5.00</b>
	13111103 - Program Analyst 3	1.00
	13111117 - Program Analyst 4 OCFO ERP	2.00
	13205124 - Financial Analyst Manager 4	1.00
	13205179 - Financial Analyst 4 OCFO ERP	1.00
	<b>29236 - Fund Development and Oversight</b>	<b>31.00</b>
	<b>230135 - Office of Development and Grants</b>	<b>31.00</b>
	11010183 - Deputy Director Grants	1.00
	13111101 - Program Analyst 1	1.00
	13111102 - Program Analyst 2	1.00
	13111103 - Program Analyst 3	2.00
	13111104 - Program Analyst 4	3.00
	13111106 - Program Analyst 2 Grants Management	1.00
	13111115 - Program Analyst 4 Grants Management	4.00
	13111138 - Supvry Prog Analyst 4 Grants Mgt	2.00
	13111178 - Program Analyst 4 Grants Development	3.00

**City of Detroit**  
Fiscal Year 2024-2025 Budget

**Department 23 - Office of the Chief Financial Officer**  
**Personnel Services**

Fund	Appropriation Cost Center Classification	Full-Time Equivalent
	13113001 - Deputy Chief Development Officer	1.00
	13201023 - Accountant Manager 3	1.00
	13201102 - Auditor 2	1.00
	13201103 - Auditor 3	2.00
	13201104 - Auditor 4	2.00
	13205166 - Supervisory Program Analyst 3 Grants Management	1.00
	43601103 - Administrative Assistant 3	1.00
	919001 - Deputy Chief Financial Officer Development And Gra	1.00
	929102 - Administrative Special Services Staff 2	1.00
	929107 - Administrative Special Services Staff 2 Exempt	1.00
	929108 - Administrative Special Services Staff 3 Exempt	1.00
	<b>1003 - Blight Remediation Fund</b>	<b>18.00</b>
	<b>21200 - Detroit Demolition</b>	<b>18.00</b>
	<b>230080 - Procurement</b>	<b>9.00</b>
	13102301 - Contract Procurement Specialist 1	1.00
	13102302 - Contract Procurement Specialist 2	2.00
	13102303 - Contract Procurement Specialist 3	2.00
	13102304 - Contract Procurement Specialist 4	1.00
	13102314 - Supervisory Contract Procurement Specialist 4	2.00
	13111002 - Project Manager Analytics Specialist 2	1.00
	<b>230081 - Compliance &amp; Audit Division</b>	<b>1.00</b>
	111003 - Project Manager Analytics Specialist 3	1.00
	<b>230211 - ODFS - Public Safety - Fire</b>	<b>8.00</b>
	13201003 - Accountant 3	1.00
	13201004 - Accountant 4	1.00
	13205104 - Financial Analyst 4	1.00
	43309901 - Clerk 1	1.00
	929101 - Administrative Special Services Staff 1	1.00
	929102 - Administrative Special Services Staff 2	3.00
	<b>Total FTE</b>	<b>427.00</b>

**City of Detroit**  
Fiscal Year 2024-2025 Budget

**Department 24 - Detroit Fire Department  
Personnel Services**

Fund	Full-Time Equivalent
Appropriation Cost Center Classification	
<b>1000 - General Fund</b>	<b>1,300.00</b>
<b>25240 - Fire - Ordinance Enforcement</b>	<b>38.00</b>
<b>240240 - Fire Marshal Administration</b>	<b>7.00</b>
322212 - Chief of Fire Prevention EMT	1.00
322301 - Fire Marshal	1.00
322511 - Fire Prevention Inspector Senior Captain	4.00
81012031 - Senior Clerk	1.00
<b>240250 - Fire Marshal Inspection</b>	<b>10.00</b>
322502 - Fire Prevention Inspector EMT Lieutenant	8.00
322512 - Fire Prevention Inspector Senior EMT Captain	1.00
322522 - Fire Prevention Instructor Senior EMT Captain	1.00
<b>240260 - Fire Marshal Arson Investigation</b>	<b>17.00</b>
322232 - Chief of Fire Arson EMT	1.00
322262 - Fire Lieutenant Investigator EMT	11.00
322263 - Fire Lieutenant Investigator Paramedic	2.00
322271 - Fire Captain Investigator	2.00
322272 - Fire Captain Investigator EMT	1.00
<b>240270 - Fire Marshal - Plan &amp; Exam</b>	<b>4.00</b>
322221 - Chief Of Plans And Examination	1.00
322601 - Fire Protection Plan Examiner	1.00
322602 - Fire Protection Plan Examiner EMT	2.00
<b>25241 - Casino Customer Response Services</b>	<b>24.00</b>
<b>241000 - Casinos - Fire Fighting</b>	<b>10.00</b>
322021 - Fire Fighter 4th Year	4.00
322022 - Fire Fighter 4th Year EMT	5.00
322023 - Fire Fighter 4th Year Paramedic	1.00
<b>241010 - Casinos - Fire Marshal</b>	<b>8.00</b>
322501 - Fire Prevention Inspector Lieutenant	4.00
322502 - Fire Prevention Inspector EMT Lieutenant	3.00
322503 - Fire Prevention Inspector Paramedic Lieutenant	1.00
<b>241015 - Casinos - EMS</b>	<b>6.00</b>
224021 - Emergency Medical Technician Basic	2.00
224026 - Emergency Medical Technician Basic Attendance 3	1.00
224031 - Paramedic	3.00
<b>25242 - Fire Fighting and Response</b>	<b>1,163.00</b>
<b>240191 - Fire Fighting Administration</b>	<b>40.00</b>
322081 - Battalion Fire Chief	18.00

**City of Detroit**  
Fiscal Year 2024-2025 Budget

**Department 24 - Detroit Fire Department  
Personnel Services**

Fund	Appropriation Cost Center Classification	Full-Time Equivalent
	322082 - Battalion Fire Chief EMT	15.00
	322091 - Senior Chief	2.00
	322092 - Senior Chief EMT	2.00
	322101 - Deputy Fire Chief	2.00
	322201 - Chief Of Fire Department	1.00
	<b>240195 - Fire Fighting Operations</b>	<b>1,034.00</b>
	322011 - Fire Fighter	70.00
	322012 - Fire Fighter EMT	20.00
	322013 - Fire Fighter Paramedic	3.00
	322014 - Fire Fighter EMT Merged Role	280.00
	322015 - Fire Fighter Paramedic Merged Role	18.00
	322021 - Fire Fighter 4th Year	122.00
	322022 - Fire Fighter 4th Year EMT	134.00
	322023 - Fire Fighter 4th Year Paramedic	15.00
	322024 - Fire Fighter 4th Year EMT Merged Role	31.00
	322025 - Fire Fighter 4th Year Paramedic Merged Role	25.00
	322041 - Fire Engine Operator	85.00
	322042 - Fire Engine Operator EMT	30.00
	322051 - Fire Sergeant	31.00
	322052 - Fire Sergeant EMT	28.00
	322061 - Fire Lieutenant	45.00
	322062 - Fire Lieutenant EMT	60.00
	322063 - Fire Lieutenant Paramedic	2.00
	322071 - Fire Captain	20.00
	322072 - Fire Captain EMT	14.00
	929107 - Administrative Special Services Staff 2 Exempt	1.00
	<b>240205 - Fireboat Marine Operations</b>	<b>3.00</b>
	322811 - Fire Boat Deckhand MFR	1.00
	322812 - Fire Boat Deckhand MFR EMT	0.50
	322831 - Fire Boat Operator MFR	1.00
	322833 - Fire Boat Operator MFR Paramedic	0.50
	<b>240320 - E.M.S. Administration</b>	<b>34.00</b>
	013376 - Executive Administrative Assistant 2	1.00
	224035 - Assistant Emergency Medical Service Supervisor Gra	2.00
	224037 - Assistant Emergency Medical Supervisor Grade 2	18.00
	224045 - Emergency Medical Service Supervisor Grade 2	9.00
	224051 - Assistant Superintendent Of Emergency Medical Serv	1.00

**City of Detroit**  
Fiscal Year 2024-2025 Budget

**Department 24 - Detroit Fire Department  
Personnel Services**

Fund	Appropriation Cost Center Classification	Full-Time Equivalent
	224061 - Superintendent Of Emergency Medical Service	1.00
	929101 - Administrative Special Services Staff 1	1.00
	929108 - Administrative Special Services Staff 3 Exempt	1.00
	<b>240340 - E.M.S. Field Operations</b>	<b>40.00</b>
	224021 - Emergency Medical Technician Basic	22.00
	224031 - Paramedic	18.00
	<b>240350 - E.M.S. Training</b>	<b>12.00</b>
	224038 - EMS Training School Instructor Lieutenant - Grade 1	2.00
	224039 - EMS Training School Instructor Lieutenant - Grade 2	10.00
	<b>28240 - Fire Department Community Engagement</b>	<b>5.00</b>
	<b>240020 - Fire Community Relations</b>	<b>5.00</b>
	010172 - Project Manager Fire	1.00
	322712 - Fire Lieutenant Department Community Relations EMT	2.00
	322721 - Fire Department Community Relations Coordinator	2.00
	<b>29240 - Fire Department Administration</b>	<b>39.00</b>
	<b>240010 - Fire Department Administration</b>	<b>23.00</b>
	010140 - Fire Commissioner	1.00
	010151 - Deputy Fire Commissioner	1.00
	010172 - Project Manager Fire	4.00
	010823 - Manager 2 Fire	3.00
	010919 - Manager 1 Fire	3.00
	012060 - Second Deputy Fire Commissioner	3.00
	013376 - Executive Administrative Assistant 2	4.00
	226021 - Medical Case Manager	1.00
	653080 - Executive Management Team	1.00
	929108 - Administrative Special Services Staff 3 Exempt	1.00
	931550 - Digital and Social Media Manager	1.00
	<b>240100 - Fire Legal &amp; Labor</b>	<b>1.00</b>
	010172 - Project Manager Fire	1.00
	<b>240220 - Fire Training</b>	<b>14.00</b>
	012021 - Clerk	1.00
	013121 - Office Assistant 2	1.00
	224026 - Emergency Medical Technician Basic Attendance 3	1.00
	224031 - Paramedic	3.00
	322162 - Fire Lieutenant Training School Instructor EMT	5.00
	322171 - Fire Captain Training School Instructor	1.00
	322172 - Fire Captain Training School Instructor EMT	1.00



**City of Detroit**  
Fiscal Year 2024-2025 Budget

**Department 24 - Detroit Fire Department  
Personnel Services**

Fund	Appropriation Cost Center Classification	Full-Time Equivalent
	322181 - Chief of Fire Training	1.00
	<b>240340 - E.M.S. Field Operations</b>	<b>1.00</b>
	224031 - Paramedic	1.00
	<b>29241 - Fire Services Infrastructure</b>	<b>31.00</b>
	<b>240065 - Fire Communications Administration</b>	<b>3.00</b>
	322401 - Fire Communications Captain	1.00
	322432 - Chief of Communications EMT	1.00
	322461 - Assistant Chief of Communication	1.00
	<b>240075 - Fire Communications Dispatch</b>	<b>25.00</b>
	322412 - Fire Communications Lieutenant EMT	4.00
	322422 - Fire Communications Sergeant EMT	4.00
	322441 - Fire Dispatcher 4th Year	11.00
	322451 - Fire Dispatcher	6.00
	<b>240110 - Fire Apparatus Stores</b>	<b>3.00</b>
	010823 - Manager 2 Fire	1.00
	055031 - Senior Storekeeper	1.00
	719030 - Air Equipment Mechanic	1.00
	<b>Total FTE</b>	<b>1,300.00</b>

**City of Detroit**  
Fiscal Year 2024-2025 Budget

**Department 25 - Detroit Health Department  
Personnel Services**

Fund	Full-Time Equivalent
Appropriation Cost Center Classification	
<b>1000 - General Fund</b>	<b>103.25</b>
<b>25250 - Communicable Disease Management</b>	<b>9.00</b>
<b>250646 - Community &amp; Industrial Hygiene</b>	<b>9.00</b>
264021 - Environmental Health Specialist 1	5.00
264022 - Environmental Health Specialist 2	2.00
264023 - Environmental Health Specialist 3	1.00
43601103 - Administrative Assistant 3	1.00
<b>25251 - Food Service Code Enforcement</b>	<b>25.00</b>
<b>250647 - Food Sanitation</b>	<b>25.00</b>
010720 - General Manager Health Department	1.00
081002 - Customer Service Specialist 2 Health	1.00
264021 - Environmental Health Specialist 1	13.00
264022 - Environmental Health Specialist 2	4.00
264023 - Environmental Health Specialist 3	3.00
43601102 - Administrative Assistant 2	1.00
82019210 - Office Management Assistant	1.00
929101 - Administrative Special Services Staff 1	1.00
<b>27250 - Resident Health Services</b>	<b>39.00</b>
<b>250020 - Maternal and Child Health</b>	<b>10.00</b>
013376 - Executive Administrative Assistant 2	1.00
222070 - Public Health Division Administrator	1.00
222080 - Public Health Project Leader	1.00
222090 - Public Health Project Coordinator	3.00
413031 - Senior Community Services Assistant	4.00
<b>250070 - Community Health Services</b>	<b>18.00</b>
222030 - Clinical Operations Manager	1.00
222070 - Public Health Division Administrator	2.00
222080 - Public Health Project Leader	4.00
929101 - Administrative Special Services Staff 1	4.00
929102 - Administrative Special Services Staff 2	7.00
<b>250080 - Clinical Services</b>	<b>11.00</b>
013373 - Executive Administrative Assistant 1	1.00
13111004 - Project Manager Analytics Specialist 4	1.00
222068 - Nursing Director	2.00
222070 - Public Health Division Administrator	1.00
222076 - Public Health Division Administrator Special Proje	1.00
222080 - Public Health Project Leader	1.00

**City of Detroit**  
Fiscal Year 2024-2025 Budget

**Department 25 - Detroit Health Department  
Personnel Services**

Fund	Full-Time Equivalent
Appropriation Cost Center Classification	
222410 - Nurse Practitioner	2.00
223521 - Medical Assistant	2.00
<b>29250 - Health Department - Administration</b>	<b>30.25</b>
<b>250010 - Health Administration</b>	<b>12.25</b>
010156 - Deputy Public Health Director	2.00
013376 - Executive Administrative Assistant 2	2.00
15112102 - Information Technology Specialist Systems Analyst	1.00
15114102 - Information Technology Specialist Database Adminis	1.00
211058 - Medical Director	1.00
222040 - Data Analyst	2.00
222065 - Health Information Officer	1.00
222070 - Public Health Division Administrator	0.25
43601102 - Administrative Assistant 2	1.00
931408 - Chief Operating Officer Health	1.00
<b>250030 - Health Data Management</b>	<b>4.00</b>
045046 - Epidemiologist	3.00
222070 - Public Health Division Administrator	1.00
<b>250040 - Health Special Projects</b>	<b>3.00</b>
010918 - Manager 1 Communications	1.00
222070 - Public Health Division Administrator	1.00
222090 - Public Health Project Coordinator	1.00
<b>250050 - Health Quality &amp; Accreditation</b>	<b>6.00</b>
222070 - Public Health Division Administrator	1.00
222080 - Public Health Project Leader	1.00
222090 - Public Health Project Coordinator	3.00
929102 - Administrative Special Services Staff 2	1.00
<b>250060 - Health Operations</b>	<b>5.00</b>
13111004 - Project Manager Analytics Specialist 4	1.00
222070 - Public Health Division Administrator	1.00
222080 - Public Health Project Leader	2.00
222090 - Public Health Project Coordinator	1.00
<b>2104 - Health Grants Fund</b>	<b>144.25</b>
<b>20780 - FY20 Ryan White HIV-AIDs RWHAP-Program A,B</b>	<b>1.00</b>
<b>251111 - Health Grants</b>	<b>1.00</b>
222088 - Public Health Project LeaderEnd the HIV Epidemic	1.00
<b>21310 - WIC Resident Services 9/2025</b>	<b>33.00</b>
<b>251111 - Health Grants</b>	<b>33.00</b>

**City of Detroit**  
Fiscal Year 2024-2025 Budget

**Department 25 - Detroit Health Department  
Personnel Services**

Fund	Appropriation Cost Center Classification	Full-Time Equivalent
	081002 - Customer Service Specialist 2 Health	9.00
	222080 - Public Health Project Leader	1.00
	222090 - Public Health Project Coordinator	6.00
	242311 - Nutritionist	10.00
	292021 - Public Health Educator	3.00
	929101 - Administrative Special Services Staff 1	2.00
	929102 - Administrative Special Services Staff 2	2.00
	<b>21311 - WIC Breastfeeding 9/2025</b>	<b>4.00</b>
	<b>251111 - Health Grants</b>	<b>4.00</b>
	222090 - Public Health Project Coordinator	1.00
	292021 - Public Health Educator	1.00
	929101 - Administrative Special Services Staff 1	2.00
	<b>21312 - Lead Poisoning Prevention 9/2025</b>	<b>0.80</b>
	<b>251111 - Health Grants</b>	<b>0.80</b>
	222090 - Public Health Project Coordinator	0.40
	413031 - Senior Community Services Assistant	0.40
	<b>21313 - Lead Intervention 9/2025</b>	<b>1.20</b>
	<b>251111 - Health Grants</b>	<b>1.20</b>
	222090 - Public Health Project Coordinator	0.60
	413031 - Senior Community Services Assistant	0.60
	<b>21314 - ELPHS Other 9/2025</b>	<b>20.00</b>
	<b>251111 - Health Grants</b>	<b>20.00</b>
	045046 - Epidemiologist	1.00
	221011 - Clinic Nurse	3.00
	222080 - Public Health Project Leader	2.00
	222090 - Public Health Project Coordinator	2.00
	222511 - Licensed Practical Nurse	3.00
	292031 - Senior Public Health Educator	1.00
	292032 - Senior Health Public Educator HIV/STI	2.00
	413021 - Community Services Assistant	4.00
	413031 - Senior Community Services Assistant	2.00
	<b>21315 - BioTerrorism Emerg Prep 9/2025</b>	<b>1.75</b>
	<b>251111 - Health Grants</b>	<b>1.75</b>
	079062 - Senior Emergency Management Specialist	1.00
	222070 - Public Health Division Administrator	0.75
	<b>21316 - Cities Readiness Initiatives 9/2025</b>	<b>3.00</b>
	<b>251111 - Health Grants</b>	<b>3.00</b>

**City of Detroit**  
Fiscal Year 2024-2025 Budget

**Department 25 - Detroit Health Department  
Personnel Services**

Fund	Appropriation Cost Center Classification	Full-Time Equivalent
	079062 - Senior Emergency Management Specialist	1.00
	222080 - Public Health Project Leader	1.00
	43601102 - Administrative Assistant 2	1.00
	<b>21317 - CSHCS Outreach &amp; Advocacy 9/2025</b>	<b>7.00</b>
	<b>251111 - Health Grants</b>	<b>7.00</b>
	221011 - Clinic Nurse	2.00
	222080 - Public Health Project Leader	2.00
	222090 - Public Health Project Coordinator	1.00
	413031 - Senior Community Services Assistant	2.00
	<b>21319 - HIV Intergrated Plng/Data to Care 9/2025</b>	<b>2.00</b>
	<b>251111 - Health Grants</b>	<b>2.00</b>
	222093 - Public Health Project Coordinator Data to Care	1.00
	413034 - Senior Community Services Assistant HIV/STI	1.00
	<b>21320 - Immunization Action Plan 9/2025</b>	<b>4.00</b>
	<b>251111 - Health Grants</b>	<b>4.00</b>
	221011 - Clinic Nurse	1.00
	222511 - Licensed Practical Nurse	1.00
	413031 - Senior Community Services Assistant	2.00
	<b>21322 - Infant Safe Sleep 9/2025</b>	<b>1.00</b>
	<b>251111 - Health Grants</b>	<b>1.00</b>
	413031 - Senior Community Services Assistant	1.00
	<b>21323 - Local Maternal &amp; Child Hlth 9/2025</b>	<b>16.00</b>
	<b>251111 - Health Grants</b>	<b>16.00</b>
	222090 - Public Health Project Coordinator	7.00
	413031 - Senior Community Services Assistant	8.00
	43601102 - Administrative Assistant 2	1.00
	<b>21324 - Hearing - MDHHS 9/2025</b>	<b>4.00</b>
	<b>251111 - Health Grants</b>	<b>4.00</b>
	413031 - Senior Community Services Assistant	4.00
	<b>21325 - Vision - MDHHS 9/2025</b>	<b>3.00</b>
	<b>251111 - Health Grants</b>	<b>3.00</b>
	413031 - Senior Community Services Assistant	3.00
	<b>21326 - West Nile Virus 9/2025</b>	<b>0.25</b>
	<b>251111 - Health Grants</b>	<b>0.25</b>
	830318 - Urban Government Intern 1 Limited Service	0.25
	<b>21327 - Vector Surveillance 9/2025</b>	<b>0.25</b>
	<b>251111 - Health Grants</b>	<b>0.25</b>

**City of Detroit**  
Fiscal Year 2024-2025 Budget

**Department 25 - Detroit Health Department  
Personnel Services**

Fund	Appropriation Cost Center Classification	Full-Time Equivalent
	830318 - Urban Government Intern 1 Limited Service	0.25
	<b>21328 - Title X Family Planning 9/2025</b>	<b>2.00</b>
	<b>251111 - Health Grants</b>	<b>2.00</b>
	222090 - Public Health Project Coordinator	1.00
	222511 - Licensed Practical Nurse	1.00
	<b>21329 - Hepatitis C Program 9/2025</b>	<b>1.00</b>
	<b>251111 - Health Grants</b>	<b>1.00</b>
	222090 - Public Health Project Coordinator	1.00
	<b>21331 - HIV &amp; STD Testing and Prevention 9/2025</b>	<b>3.00</b>
	<b>251111 - Health Grants</b>	<b>3.00</b>
	222095 - Public Health Project Coordinator Physician Detail	1.00
	292032 - Senior Health Public Educator HIV/STI	1.00
	929101 - Administrative Special Services Staff 1	1.00
	<b>21332 - HIV Emergency Support Relief 2/2026</b>	<b>13.00</b>
	<b>251111 - Health Grants</b>	<b>13.00</b>
	13111102 - Program Analyst 2	1.00
	222040 - Data Analyst	1.00
	222050 - Data Quality Management Specialist	1.00
	222055 - Senior Data Quality Management Specialist	1.00
	222070 - Public Health Division Administrator	1.00
	222084 - Public Health Project Leader HIV Care	1.00
	222094 - Public Health Project Coordinator Planning Council	1.00
	413024 - Community Services Assiant HIV/STI	1.00
	413044 - Housing Coordinator	1.00
	43601121 - Administrative Assistant 1 HIV/STI	1.00
	43601124 - Administrative Assistant 4 HIV/STI	1.00
	43601131 - Administrative Assistant 1 Planning Council	1.00
	929101 - Administrative Special Services Staff 1	1.00
	<b>21333 - HOPWA Aids Housing 6/2025</b>	<b>12.00</b>
	<b>251111 - Health Grants</b>	<b>12.00</b>
	222089 - Public Health Project Leader HOPWA	1.00
	222097 - Public Health Project Coordinator HOPWA Program	2.00
	222098 - Public Health Project Coordinator HOPWA Life Skill	1.00
	222099 - Public Health Project Coordinator HOPWA	1.00
	413041 - Housing Coordinator HOPWA	4.00
	413042 - Senior Housing Coordinator	2.00
	43601141 - Administrative Assistant 1 HOPWA	1.00

**City of Detroit**  
Fiscal Year 2024-2025 Budget

**Department 25 - Detroit Health Department  
Personnel Services**

<b>Fund</b>	<b>Appropriation Cost Center Classification</b>	<b>Full-Time Equivalent</b>
	<b>21335 - Ending the HIV Epidemic MDHHS 9/2025</b>	<b>3.00</b>
	<b>251111 - Health Grants</b>	<b>3.00</b>
	222095 - Public Health Project Coordinator Physician Detail	1.00
	292032 - Senior Health Public Educator HIV/STI	2.00
	<b>21336 - Detroit Safe Route OSHP 9/2025</b>	<b>5.00</b>
	<b>251111 - Health Grants</b>	<b>5.00</b>
	222090 - Public Health Project Coordinator	1.00
	413021 - Community Services Assistant	1.00
	929101 - Administrative Special Services Staff 1	3.00
	<b>21337 - CLLP Lead Expansion 9/2025</b>	<b>3.00</b>
	<b>251111 - Health Grants</b>	<b>3.00</b>
	413031 - Senior Community Services Assistant	1.00
	929102 - Administrative Special Services Staff 2	1.00
	929103 - Administrative Special Services Staff 3	1.00
<b>Total FTE</b>		<b>247.50</b>

**City of Detroit**  
Fiscal Year 2024-2025 Budget

**Department 28 - Human Resources Department  
Personnel Services**

Fund	Full-Time Equivalent
Appropriation	
Cost Center	
Classification	
<b>1000 - General Fund</b>	<b>106.00</b>
<b>29280 - Human Resources Department Administration</b>	<b>10.00</b>
<b>280008 - HRMS</b>	<b>6.00</b>
13119951 - Human Resources Information Systems Administrator	2.00
13119952 - Human Resources Information Systems Administrator	2.00
13119962 - Human Resources Information Systems Manager 2	1.00
15114234 - Information Technology Special Systems Administrat	1.00
<b>280110 - Human Resources Administration</b>	<b>4.00</b>
013376 - Executive Administrative Assistant 2	2.00
11312001 - Human Resources Director	1.00
11312004 - Chief Employee Services Officer	1.00
<b>29281 - Workforce Management</b>	<b>96.00</b>
<b>280010 - Employee Services Administration</b>	<b>28.00</b>
107101 - Human Resources Specialist 1	1.00
119921 - Employee Services Manager 1	3.00
119922 - Employee Services Manager 2	2.00
13107103 - Human Resources Specialist 3	2.00
13107113 - Human Resources Specialist 3 Employee Services	1.00
13119902 - Employee Services Consultant 2	1.00
13119903 - Employee Services Consultant 3	7.00
13119925 - Employee Services General Manager	1.00
303121 - Accounting Technician Manager 1	1.00
43416102 - Human Resources Assistant 2	1.00
43416103 - Human Resources Assistant 3	5.00
43416104 - Human Resources Assistant 4	3.00
<b>280154 - HR Risk Management Operations</b>	<b>7.00</b>
042035 - Risk Manager	1.00
079047 - Supervising Safety Officer	1.00
092033 - Workers Compensation Specialist	2.00
13107103 - Human Resources Specialist 3	1.00
43416104 - Human Resources Assistant 4	1.00
81079037 - Safety Officer	1.00
<b>280320 - Talent Development &amp; Performance Management</b>	<b>13.00</b>
11313101 - Chief Learning Officer	1.00
13115002 - Talent Development And Performance Specialist 2	2.00
13115003 - Talent Development And Performance Specialist 3	4.00
13115053 - Talent Development and Performance Management Anal	2.00



**City of Detroit**  
Fiscal Year 2024-2025 Budget

**Department 28 - Human Resources Department**  
**Personnel Services**

Fund	Appropriation Cost Center Classification	Full-Time Equivalent
	13313122 - Talent Development And Performance Management Mana	4.00
	<b>280410 - Recruitment &amp; Selection</b>	<b>14.00</b>
	11312005 - Chief Recruitment Officer	1.00
	119935 - Recruiting General Manager	1.00
	13119932 - Recruiter 2	3.00
	13119933 - Recruiter 3	2.00
	13119936 - Recruitment Manager 1	2.00
	13119942 - Test Development And Scoring Specialist 2	1.00
	43416102 - Human Resources Assistant 2	1.00
	43416103 - Human Resources Assistant 3	1.00
	43416104 - Human Resources Assistant 4	1.00
	929107 - Administrative Special Services Staff 2 Exempt	1.00
	<b>280430 - Classification &amp; Compensation</b>	<b>8.00</b>
	11311001 - Chief Classification Compensation Officer	1.00
	13114002 - Classification Compensation Analyst 2	2.00
	13114003 - Classification Compensation Analyst 3	3.00
	13114004 - Classification Compensation Analyst 4	1.00
	43416103 - Human Resources Assistant 3	1.00
	<b>280520 - Benefits Administration</b>	<b>10.00</b>
	114142 - Benefits Supervisor 2	1.00
	114145 - Benefits Supervisor 2 Deferred Compensation	1.00
	13114152 - Benefits Manager 2	1.00
	43417104 - Benefits Clerk 4	6.00
	929101 - Administrative Special Services Staff 1	1.00
	<b>280530 - Labor Relations Administration</b>	<b>8.00</b>
	11312002 - Labor Relations Director	1.00
	11312003 - Deputy Labor Relations Director	1.00
	13107504 - Administrator Of Labor Relations 4	4.00
	43013376 - Executive Administrative Assistant 2	1.00
	43601104 - Administrative Assistant 4	1.00
	<b>280540 - Policy, Planning, &amp; Operations</b>	<b>8.00</b>
	107104 - Human Resources Specialist 4	1.00
	111003 - Project Manager Analytics Specialist 3	1.00
	11312006 - Chief Policy Planning Officer	1.00
	13107103 - Human Resources Specialist 3	1.00
	13111141 - Operations General Manager	1.00
	15111004 - Project Manager Analytics Specialist 4	1.00

**City of Detroit**  
Fiscal Year 2024-2025 Budget

**Department 28 - Human Resources Department**  
**Personnel Services**

<b>Fund</b>	<b>Appropriation</b>	<b>Cost Center</b>	<b>Classification</b>	<b>Full-Time Equivalent</b>
			43416103 - Human Resources Assistant 3	2.00
<b>Total FTE</b>				<b>106.00</b>

**City of Detroit**  
Fiscal Year 2024-2025 Budget

**Department 29 - Civil Rights, Inclusion, & Opportunity  
Personnel Services**

Fund	Full-Time Equivalent
Appropriation	
Cost Center	
Classification	
<b>1000 - General Fund</b>	<b>26.00</b>
<b>27292 - Homegrown Detroit</b>	<b>6.00</b>
<b>290040 - Homegrown Detroit</b>	<b>6.00</b>
111003 - Project Manager Analytics Specialist 3	2.00
222040 - Data Analyst	1.00
413050 - CRIO Specialist	1.00
929102 - Administrative Special Services Staff 2	1.00
931421 - Chief Administrative Corporation Counsel	1.00
<b>28290 - Human Rights Advocacy</b>	<b>20.00</b>
<b>290010 - Civil Rights, Inclusion, &amp; Opportunity</b>	<b>15.00</b>
010180 - Director Of CRIO Department	1.00
010826 - Manager 2 CRIO	4.00
013376 - Executive Administrative Assistant 2	1.00
11919911 - Associate Director Of Strategic Affairs	2.00
222040 - Data Analyst	1.00
413050 - CRIO Specialist	6.00
<b>290035 - Office of Disability Affairs</b>	<b>5.00</b>
111003 - Project Manager Analytics Specialist 3	2.00
11919911 - Associate Director Of Strategic Affairs	1.00
413050 - CRIO Specialist	2.00
<b>2107 - Office of Grants Management Grants Fund</b>	<b>3.00</b>
<b>21127 - Fy 2022 Policy Research Assistant Grant</b>	<b>1.00</b>
<b>290010 - Civil Rights, Inclusion, &amp; Opportunity</b>	<b>1.00</b>
929102 - Administrative Special Services Staff 2	1.00
<b>21130 - Fy 2022 Early Learning Grant - W K Kellogg Foundation</b>	<b>2.00</b>
<b>290010 - Civil Rights, Inclusion, &amp; Opportunity</b>	<b>2.00</b>
010722 - General Manager CRIO	1.00
11919911 - Associate Director Of Strategic Affairs	1.00
<b>3217 - Non-Compliance Fees</b>	<b>10.00</b>
<b>27290 - Development Support - CRIO</b>	<b>10.00</b>
<b>290030 - Compliance Fees</b>	<b>10.00</b>
010826 - Manager 2 CRIO	2.00
111003 - Project Manager Analytics Specialist 3	1.00
11919911 - Associate Director Of Strategic Affairs	1.00
413050 - CRIO Specialist	5.00
43601102 - Administrative Assistant 2	1.00
<b>Total FTE</b>	<b>39.00</b>

**City of Detroit**  
Fiscal Year 2024-2025 Budget

**Department 31 - Department of Innovation & Technology  
Personnel Services**

Fund	Full-Time Equivalent
Appropriation	
Cost Center	
Classification	
<b>1000 - General Fund</b>	<b>146.00</b>
<b>25310 - Safer Neighborhoods - DoIT</b>	<b>38.00</b>
<b>310220 - Public Safety</b>	<b>38.00</b>
11302103 - Director Of Public Safety And Cyber Security	1.00
15113304 - Information Technology Specialist Software Enginee	2.00
15114104 - Information Technology Specialist Database Adminis	1.00
15114202 - Information Technology Specialist Systems Administ	2.00
15114203 - Information Technology Specialist Systems Administ	2.00
15114204 - Information Technology Specialist Systems Administ	1.00
15114214 - Supervisory Information Technology Specialist Syst	3.00
15115102 - Information Technology Technician 2	6.00
15115103 - Information Technology Technician 3	6.00
15115104 - Information Technology Technician 4	8.00
15115112 - Supervisory Information Technology Technician 2	2.00
15115122 - Information Technology Technician Manager 2	2.00
43601102 - Administrative Assistant 2	1.00
81012071 - Administrative Assistant Grade 3	1.00
<b>29310 - Efficient and Innovative Operations Support - DoIT</b>	<b>108.00</b>
<b>310010 - Office of the CIO</b>	<b>9.00</b>
013376 - Executive Administrative Assistant 2	1.00
112224 - Information Technology Specialist Information Secu	1.00
11302101 - Director Enterprise Technical Operations	1.00
15112233 - Information Technology Specialist Information Secu	2.00
15113304 - Information Technology Specialist Software Enginee	1.00
15114214 - Supervisory Information Technology Specialist Syst	1.00
931640 - Chief Information Officer	1.00
932014 - Executive Management Team Mayors Office	1.00
<b>310020 - Departmental Technical Services</b>	<b>2.00</b>
11302102 - Director Of Enterprise Technology Operations	1.00
43601105 - Administrative Assistant 2	1.00
<b>310050 - DoIT Transportation &amp; Public Works</b>	<b>6.00</b>
15112102 - Information Technology Specialist Systems Analyst	2.00
15115103 - Information Technology Technician 3	2.00
15115224 - Service Level Manager	1.00
15119003 - Information Technology Specialist Systems Engineer	1.00
<b>310060 - DoIT Neighborhood, Community, &amp; Econ Dev</b>	<b>10.00</b>
15112102 - Information Technology Specialist Systems Analyst	1.00

**City of Detroit**  
Fiscal Year 2024-2025 Budget

**Department 31 - Department of Innovation & Technology  
Personnel Services**

Fund	Appropriation Cost Center Classification	Full-Time Equivalent
	15115102 - Information Technology Technician 2	1.00
	15115103 - Information Technology Technician 3	4.00
	15115224 - Service Level Manager	2.00
	15119003 - Information Technology Specialist Systems Engineer	2.00
	<b>310070 - DoIT Government Operations</b>	<b>9.00</b>
	15112102 - Information Technology Specialist Systems Analyst	2.00
	15115102 - Information Technology Technician 2	3.00
	15115103 - Information Technology Technician 3	1.00
	15115224 - Service Level Manager	2.00
	15119003 - Information Technology Specialist Systems Engineer	1.00
	<b>310080 - DoIT Legislative &amp; Individual Agency Operations</b>	<b>5.00</b>
	15112102 - Information Technology Specialist Systems Analyst	1.00
	15115102 - Information Technology Technician 2	1.00
	15115103 - Information Technology Technician 3	1.00
	15115224 - Service Level Manager	1.00
	15119003 - Information Technology Specialist Systems Engineer	1.00
	<b>310090 - DoIT Client Services</b>	<b>13.00</b>
	025031 - Senior Data Processing Equipment Operator	2.00
	15115102 - Information Technology Technician 2	3.00
	15115103 - Information Technology Technician 3	4.00
	15115104 - Information Technology Technician 4	2.00
	15115122 - Information Technology Technician Manager 2	1.00
	15119003 - Information Technology Specialist Systems Engineer	1.00
	<b>310100 - DoIT Auxiliary Services</b>	<b>2.00</b>
	13111628 - Supervisory Records Management Specialist Program	1.00
	15111603 - Program Analyst 3 Records And Compliance Specialis	1.00
	<b>310110 - Data Strategy &amp; Analytics</b>	<b>6.00</b>
	11302104 - Director Of Emerging Technology And Innovation	1.00
	13111103 - Program Analyst 3	1.00
	15111434 - Information Technology Specialist Data Engineer 4	1.00
	15111443 - Information Technology Specialist Data Librarian /	1.00
	15111463 - Information Technology Specialist Data Visualizati	1.00
	15119104 - Information Technology Specialist 4	1.00
	<b>310120 - DoIT Program Management</b>	<b>7.00</b>
	11302106 - Program Management Officer	1.00
	13111002 - Project Manager Analytics Specialist 2	1.00
	13111004 - Project Manager Analytics Specialist 4	1.00

**City of Detroit**  
Fiscal Year 2024-2025 Budget

**Department 31 - Department of Innovation & Technology  
Personnel Services**

Fund	Appropriation Cost Center Classification	Full-Time Equivalent
	15111004 - Project Manager Analytics Specialist 4	4.00
	<b>310130 - Enterprise Technology Operations</b>	<b>3.00</b>
	11302101 - Director Enterprise Technical Operations	1.00
	13114324 - Information Technology Specialist NetworkEnterpris	1.00
	43601104 - Administrative Assistant 4	1.00
	<b>310140 - Data &amp; Server Management</b>	<b>8.00</b>
	15114102 - Information Technology Specialist Database Adminis	1.00
	15114103 - Information Technology Specialist Database Adminis	1.00
	15114202 - Information Technology Specialist Systems Administ	1.00
	15114203 - Information Technology Specialist Systems Administ	3.00
	15114204 - Information Technology Specialist Systems Administ	1.00
	15114214 - Supervisory Information Technology Specialist Syst	1.00
	<b>310150 - Network Services</b>	<b>6.00</b>
	15114302 - Information Technology Specialist NetworkEnterpris	2.00
	15114304 - Information Technology Specialist NetworkEnterpris	1.00
	15114314 - Supervisory Information Technology Specialist Netw	1.00
	15114333 - Information Technology Specialist NetworkEnterpris	2.00
	<b>310170 - Enterprise Applications Support</b>	<b>6.00</b>
	15113302 - Information Technology Specialist Software Enginee	2.00
	15113304 - Information Technology Specialist Software Enginee	1.00
	15113314 - Supervisory Information Technology Specialist Soft	1.00
	15113333 - Information Technology Specialist Software Enginee	1.00
	15114304 - Information Technology Specialist NetworkEnterpris	1.00
	<b>310180 - Geospatial Information Systems</b>	<b>10.00</b>
	119114 - Supervisory Information Technology Specialist Gis	1.00
	15115102 - Information Technology Technician 2	2.00
	15115103 - Information Technology Technician 3	1.00
	15119104 - Information Technology Specialist 4	1.00
	15119112 - Information Technology Specialist Gis Analyst 2	2.00
	15119133 - Information Technology Specialist Gis Analyst 3	3.00
	<b>310190 - Web Administration</b>	<b>6.00</b>
	15113403 - Web Developer 3	3.00
	15113404 - Web Developer 4	1.00
	15113414 - Supervisory Web Developer 4	1.00
	15115103 - Information Technology Technician 3	1.00
<b>Total FTE</b>		<b>146.00</b>

**City of Detroit**  
Fiscal Year 2024-2025 Budget

**Department 32 - Law Department  
Personnel Services**

Fund	Full-Time Equivalent
Appropriation Cost Center Classification	
<b>1000 - General Fund</b>	<b>110.00</b>
<b>29320 - Efficient and Innovative Operations Support - Law</b>	<b>110.00</b>
<b>320010 - Law Administration</b>	<b>110.00</b>
010104 - Deputy Corporation Counsel	1.00
010127 - Corporation Counsel Election Commissioner \$2000	1.00
012031 - Senior Clerk	2.00
012249 - Administrative Assistant Grade 2 Law	1.00
013325 - Legal Secretary	10.00
013326 - Senior Legal Secretary	3.00
013376 - Executive Administrative Assistant 2	1.00
091133 - Associate Assistant Corporation Counsel	3.00
091142 - Assistant Corporation Counsel	19.00
091152 - Senior Assistant Corporation Counsel	29.00
091157 - Supervising Assistant Corporation Counsel	10.00
091191 - Assistant Corporation Counsel Exempted	1.00
091192 - Senior Assistant Corporation Counsel Exempted	3.00
091941 - Legal Assistant	14.00
11931424 - Chief Of Criminal Enforcement And Quality Of Life	1.00
13111002 - Project Manager Analytics Specialist 2	1.00
13111004 - Project Manager Analytics Specialist 4	4.00
81012051 - Head Clerk	1.00
931420 - Chief Legal Counsel For Transactional And Economic	1.00
931421 - Chief Administrative Corporation Counsel	2.00
931422 - Chief Of Staff Law	1.00
931423 - Chief Of Litigation	1.00
<b>2119 - FY2020 MIDC Grants Fund</b>	<b>2.00</b>
<b>21206 - 2023 Michigan Indigent Defense Commission Grant</b>	<b>2.00</b>
<b>321111 - Law Department Grants</b>	<b>2.00</b>
13111004 - Project Manager Analytics Specialist 4	2.00
<b>Total FTE</b>	<b>112.00</b>

**City of Detroit**  
Fiscal Year 2024-2025 Budget

**Department 33 - Mayor's Office  
Personnel Services**

Fund	Full-Time Equivalent
Appropriation	
Cost Center	
Classification	
<b>1000 - General Fund</b>	<b>61.00</b>
<b>25330 - Mayor's Office - Homeland Security</b>	<b>10.00</b>
<b>330017 - Emergency Management Awareness</b>	<b>10.00</b>
010139 - Director Of Homeland Security	1.00
010176 - Director Project Management	1.00
010200 - Project Manager	1.00
079062 - Senior Emergency Management Specialist	1.00
099536 - Public Information Manager	1.00
13111103 - Program Analyst 3	3.00
43601104 - Administrative Assistant 4	1.00
932083 - Emergency Management Coordinator	1.00
<b>28330 - Effective Governance - City of Detroit</b>	<b>51.00</b>
<b>330010 - Office of the Mayor</b>	<b>32.00</b>
013376 - Executive Administrative Assistant 2	1.00
81301001 - Chief Of Staff	1.00
929108 - Administrative Special Services Staff 3 Exempt	1.00
931110 - Chief Operating Officer Mayors Office	1.00
932002 - Executive Assistant To The Mayor 3	3.00
932003 - Executive Assistant To The Mayor 2	4.00
932004 - Executive Assistant To The Mayor 1	7.00
932008 - Executive Assistant To The Mayor 4	3.00
932014 - Executive Management Team Mayors Office	1.00
932048 - Executive Assistant To The Mayor 5	10.00
<b>330095 - Neighborhoods</b>	<b>19.00</b>
932002 - Executive Assistant To The Mayor 3	1.00
932003 - Executive Assistant To The Mayor 2	1.00
932005 - Assistant To The Mayor 2	1.00
932007 - Assistant To The Mayor 1	1.00
932048 - Executive Assistant To The Mayor 5	1.00
932301 - Director Of Neighborhood City Halls	7.00
932302 - Deputy Director Of Neighborhood City Halls	7.00
<b>2105 - Homeland Security Grants Fund</b>	<b>3.00</b>
<b>21358 - Homeland Security Grant Program-UASI FY25</b>	<b>3.00</b>
<b>331111 - Mayor's Office Grants</b>	<b>3.00</b>
13111114 - Supervisory Program Analyst 4	1.00
929107 - Administrative Special Services Staff 2 Exempt	1.00
932610 - Intelligence Specialist	1.00



**City of Detroit**  
Fiscal Year 2024-2025 Budget

**Department 33 - Mayor's Office  
Personnel Services**

<b>Fund</b>	<b>Appropriation</b>	<b>Cost Center</b>	<b>Classification</b>	<b>Full-Time Equivalent</b>
	<b>2106 - Mayor's Office Grants Fund</b>			<b>1.00</b>
	<b>21371 - Harvard Business School Leadership FY25</b>			<b>1.00</b>
	<b>331111 - Mayor's Office Grants</b>			<b>1.00</b>
		932002 - Executive Assistant To The Mayor 3		1.00
<b>Total FTE</b>				<b>65.00</b>

**City of Detroit**  
Fiscal Year 2024-2025 Budget

**Department 34 - Municipal Parking Department  
Personnel Services**

Fund	Full-Time Equivalent
Appropriation Cost Center Classification	
<b>1000 - General Fund</b>	<b>96.00</b>
<b>27340 - Code Enforcement - Parking</b>	<b>13.00</b>
<b>340040 - Parking Meter Maintenance</b>	<b>7.00</b>
712331 - Parking Meter Repair Worker	6.00
712341 - Parking Meter Service Foreman	1.00
<b>340050 - Parking Meter Collection</b>	<b>6.00</b>
012041 - Principal Clerk	1.00
012078 - Head Clerk Municipal Parking	1.00
047342 - Parking Meter Revenue Collector	4.00
<b>27341 - Parking Garages</b>	<b>14.00</b>
<b>340020 - Parking Maintenance</b>	<b>12.00</b>
619142 - General Environmental Technician 1 MPD	3.00
622031 - Building Operator 1	1.00
641041 - Building Operations Supervisor Grade 1	1.00
641045 - Building Maintenance Operations Supervisor	1.00
712011 - Mechanical Helper	1.00
721523 - Vehicle Operator 1	4.00
8621031 - Building Trades Worker General	1.00
<b>340030 - Parking Operations</b>	<b>2.00</b>
081004 - Customer Service Supervisor	1.00
501029 - Customer Service Specialist 1	1.00
<b>29340 - MPD Administration</b>	<b>69.00</b>
<b>340010 - Parking Administration</b>	<b>11.00</b>
010152 - Director Municipal Parking Department	1.00
010153 - Deputy Director Municipal Parking Department	1.00
010729 - General Manager Municipal Parking	1.00
010838 - Manager 2 Municipal Parking	1.00
010944 - Manager 1 Municipal Parking	2.00
012041 - Principal Clerk	1.00
013131 - Office Assistant 3	3.00
013373 - Executive Administrative Assistant 1	1.00
<b>340080 - Parking Violation Bureau - Administration</b>	<b>58.00</b>
012089 - Assistant Administrative Supervisor Parking Violat	1.00
041543 - Principal Governmental Analyst Municipal Parking	1.00
099168 - Parking Enforcement Investigator	1.00
099170 - Supervising Parking Enforcement Investigator	1.00
339220 - Parking Enforcement Officer	42.00

**City of Detroit**  
Fiscal Year 2024-2025 Budget

**Department 34 - Municipal Parking Department  
Personnel Services**

<b>Fund</b>	<b>Appropriation</b>	<b>Cost Center</b>	<b>Classification</b>	<b>Full-Time Equivalent</b>
			339230 - Senior Parking Enforcement Officer	7.00
			339245 - Head Parking Enforcement Officer	1.00
			929101 - Administrative Special Services Staff 1	2.00
			929102 - Administrative Special Services Staff 2	1.00
			929103 - Administrative Special Services Staff 3	1.00
			<b>Total FTE</b>	<b>96.00</b>

**City of Detroit**  
Fiscal Year 2024-2025 Budget

**Department 35 - Non-Departmental  
Personnel Services**

Fund	Full-Time Equivalent
Appropriation Cost Center Classification	
<b>1000 - General Fund</b>	<b>128.00</b>
<b>20866 - Over-Assessment Program</b>	<b>11.00</b>
<b>351020 - Non-Departmental</b>	<b>11.00</b>
13111102 - Program Analyst 2	1.00
13111104 - Program Analyst 4	3.00
13111114 - Supervisory Program Analyst 4	1.00
929107 - Administrative Special Services Staff 2 Exempt	6.00
<b>25350 - Board of Police Commissioners</b>	<b>35.00</b>
<b>350002 - Board of Police Commissioners</b>	<b>35.00</b>
011805 - Executive Manager Police	2.00
012073 - Police Community Relations Coordinator	1.00
013374 - Executive Administrative Assistant 2	1.00
929107 - Administrative Special Services Staff 2 Exempt	1.00
931401 - Administrative Specialist 3	1.00
931440 - Administrative Assistant Board Of Police Commissio	5.00
932501 - Secretary To Board Of Police Commissioners	1.00
932502 - Chief Investigator Police Commission	1.00
932503 - Investigator Police Commission	13.00
932507 - Supervising Investigator Police Commission Citizen	1.00
932508 - Supervising Investigator Police Commission	1.00
932509 - Supervising Investigator Police Commission Quality	1.00
932510 - Senior Investigator Police Commission	5.00
932512 - Attorney To The Board Of Police Commissioners	1.00
<b>27350 - Special Services</b>	<b>12.00</b>
<b>350370 - Project Clean Slate Operations</b>	<b>11.00</b>
013376 - Executive Administrative Assistant 2	1.00
091157 - Supervising Assistant Corporation Counsel	1.00
111003 - Project Manager Analytics Specialist 3	1.00
43601103 - Administrative Assistant 3	1.00
43601104 - Administrative Assistant 4	3.00
929102 - Administrative Special Services Staff 2	2.00
929107 - Administrative Special Services Staff 2 Exempt	1.00
929108 - Administrative Special Services Staff 3 Exempt	1.00
<b>350372 - Reparations Task Force</b>	<b>1.00</b>
010200 - Project Manager	1.00
<b>28351 - Board of Ethics</b>	<b>4.00</b>
<b>350165 - Board of Ethics</b>	<b>4.00</b>

**City of Detroit**  
Fiscal Year 2024-2025 Budget

**Department 35 - Non-Departmental  
Personnel Services**

Fund	Appropriation Cost Center Classification	Full-Time Equivalent
	010126 - Executive Director Board Of Ethics	1.00
	011726 - Investigator Board Of Ethics	1.00
	929107 - Administrative Special Services Staff 2 Exempt	1.00
	931628 - Administrative Assistant Grade 2 Board of Ethnic	1.00
	<b>28352 - Media Services &amp; Communications</b>	<b>16.00</b>
	<b>350325 - Communications Services</b>	<b>9.00</b>
	010918 - Manager 1 Communications	1.00
	193025 - Graphic Designer	2.00
	193035 - Principal Graphic Designer	1.00
	43309904 - Clerk 4	1.00
	439131 - Photographer General	1.00
	439142 - Supervising Photographer	1.00
	81037161 - Supervisor Of Printing	1.00
	931525 - Communications Specialist 2 Media Services	1.00
	<b>350326 - Media Services</b>	<b>7.00</b>
	931501 - Director Detroit Cable Communications Commission	1.00
	931512 - Chief Engineer Detroit Cable Communications Commis	1.00
	931524 - Communications Specialist 3 Media Services	3.00
	931525 - Communications Specialist 2 Media Services	2.00
	<b>28354 - Elected Officials Compensation</b>	<b>11.00</b>
	<b>350007 - Elected Officials' Compensation</b>	<b>11.00</b>
	010010 - City Clerk Election Commission Chairperson \$2000	1.00
	010030 - City Council Member	8.00
	010031 - City Council President Election Commissioner \$2000	1.00
	010040 - Mayor	1.00
	<b>29350 - Citywide Overhead</b>	<b>8.00</b>
	<b>350310 - Detroit Building Authority</b>	<b>8.00</b>
	010200 - Project Manager	1.00
	013376 - Executive Administrative Assistant 2	1.00
	931324 - Special Area Maintenance Project Superintendent De	3.00
	931626 - Administrative Assistant Grade 2 Detroit Building	1.00
	932015 - Executive Management Team Detroit Building Authority	2.00
	<b>29351 - Pension-Related Payments</b>	<b>31.00</b>
	<b>350015 - Pension Benefits Administration</b>	<b>31.00</b>
	010809 - Manager 2 Pension	1.00
	11101111 - Assistant Executive Director General Retirement Sy	1.00
	11101112 - Assistant Executive Director Police and Fire Retir	1.00

**City of Detroit**  
Fiscal Year 2024-2025 Budget

**Department 35 - Non-Departmental  
Personnel Services**

Fund Appropriation Cost Center Classification	Full-Time Equivalent
11101201 - Executive Director Pension	1.00
11303091 - Chief Accounting Officer	1.00
13111004 - Project Manager Analytics Specialist 4	1.00
13201002 - Accountant 2	1.00
13201042 - Supervisory Accountant 4 Retirement Systems	1.00
13201051 - Accountant 1 Retirement Systems	1.00
13201052 - Accountant 2 Retirement Systems	1.00
13205104 - Financial Analyst 4	2.00
13205140 - Pension Investment Officer	2.00
13303162 - Supervisory Accounting Technician 2 Retirement Sys	2.00
13601153 - Administrative Assistant 3 Retirement Systems	4.00
43309904 - Clerk 4	1.00
43309954 - Clerk 4 Retirement Systems	4.00
43601103 - Administrative Assistant 3	2.00
43601104 - Administrative Assistant 4	1.00
43601154 - Administrative Assistant 4 Retirement Systems	3.00
<b>2106 - Mayor's Office Grants Fund</b>	<b>6.00</b>
<b>21152 - Byrne Discretionary Community Project Grant - Project Clean Slate</b>	<b>6.00</b>
<b>350370 - Project Clean Slate Operations</b>	<b>6.00</b>
091142 - Assistant Corporation Counsel	1.00
929107 - Administrative Special Services Staff 2 Exempt	5.00
<b>3921 - Other Special Revenue Fund</b>	<b>24.00</b>
<b>28353 - Cable TV</b>	<b>24.00</b>
<b>350324 - P.E.G. Fees</b>	<b>24.00</b>
010918 - Manager 1 Communications	1.00
011445 - Social Planner 4	1.00
929102 - Administrative Special Services Staff 2	1.00
929103 - Administrative Special Services Staff 3	1.00
929106 - Administrative Special Services Staff 1 Exempt	1.00
929107 - Administrative Special Services Staff 2 Exempt	1.00
931502 - Deputy Director Detroit Cable Communications Commi	1.00
931524 - Communications Specialist 3 Media Services	4.00
931525 - Communications Specialist 2 Media Services	12.00
931555 - Writer Producer	1.00
<b>Total FTE</b>	<b>158.00</b>

**City of Detroit**  
Fiscal Year 2024-2025 Budget

**Department 36 - Housing & Revitalization Department  
Personnel Services**

Fund	Full-Time Equivalent
Appropriation Cost Center Classification	
<b>1000 - General Fund</b>	<b>54.00</b>
<b>26360 - Community Development</b>	<b>4.00</b>
<b>365704 - Program Development &amp; Implementation</b>	<b>4.00</b>
13111114 - Supervisory Program Analyst 4	1.00
13111141 - Operations General Manager	1.00
13111509 - Program Analyst 3 Policy Development Implementatio	1.00
43013377 - Executive Administrative Assistant 3	1.00
<b>26361 - Detroit Housing Network</b>	<b>10.00</b>
<b>360103 - Neighborhood &amp; Housing Services</b>	<b>3.00</b>
13111123 - Program Analyst Manager 3	2.00
81012081 - Administrative Assistant Grade 4	1.00
<b>360106 - Occupied Buyback Outreach</b>	<b>4.00</b>
13111211 - Program Analyst 1 Detroit Housing Services	3.00
13111212 - Program Analyst 2 Detroit Housing Services	1.00
<b>365080 - Immigration Affairs</b>	<b>3.00</b>
13111103 - Program Analyst 3	1.00
13111416 - Supervisory Program Analyst 4 Housing Development	1.00
919910 - Immigration Affairs Officer	1.00
<b>26362 - Affordable Housing Underwriting &amp; Development</b>	<b>20.00</b>
<b>360125 - Housing Underwriting GF Staffing</b>	<b>1.00</b>
13111426 - Program Analyst Manager 4 Housing Development Mana	1.00
<b>360131 - Real Estate Services</b>	<b>6.00</b>
13111112 - Program Analyst II - Tax Incentives Specialist	1.00
13111508 - Program Analyst 4 Public Private Partnership Speci	1.00
13111526 - Program Analyst Manager 4 Public Private Partnersh	1.00
13111534 - Program Analyst 4 Development Group	3.00
<b>365703 - OPPP Direct - Tax Incentives, Policy, &amp; Dev</b>	<b>13.00</b>
11919909 - Associate Director Of Public Private Partnership	1.00
13111507 - Program Analyst 3 Public Private Partnership Speci	3.00
13111508 - Program Analyst 4 Public Private Partnership Speci	2.00
13111516 - Supervisory Program Analyst 4 Public Private Partn	4.00
13111526 - Program Analyst Manager 4 Public Private Partnersh	2.00
929108 - Administrative Special Services Staff 3 Exempt	1.00
<b>26364 - Affordable Housing Development and Preservation Fund</b>	<b>1.00</b>
<b>360072 - Housing Affordability</b>	<b>1.00</b>
13111418 - Program Analyst 3 Housing Development Specialist 3	1.00
<b>26365 - Neighborhood Improvement Fund</b>	<b>3.00</b>

**City of Detroit**  
Fiscal Year 2024-2025 Budget

**Department 36 - Housing & Revitalization Department  
Personnel Services**

Fund	Full-Time Equivalent
Appropriation	
Cost Center	
Classification	
<b>360123 - Davison Joy Linwood Dexter</b>	<b>1.00</b>
111404 - Program Analyst 4 Community Development Specialis	1.00
<b>360130 - Community Development</b>	<b>2.00</b>
929107 - Administrative Special Services Staff 2 Exempt	2.00
<b>27360 - Economic Development Programs</b>	<b>8.00</b>
<b>360133 - Jobs &amp; Economy Team</b>	<b>8.00</b>
111525 - Program Analyst Manager 3 Public Private Partnersh	3.00
11919909 - Associate Director Of Public Private Partnership	1.00
13111526 - Program Analyst Manager 4 Public Private Partnersh	3.00
929108 - Administrative Special Services Staff 3 Exempt	1.00
<b>29360 - Housing &amp; Revitalization Dept Administration</b>	<b>8.00</b>
<b>360054 - Administration Indirect Costs</b>	<b>6.00</b>
11301011 - Chief of Staff HRD	1.00
11919906 - Associate Director Of Administration	1.00
11919908 - Associate Director Of Programmatic Underwriting	1.00
919904 - Housing And Revitalization Director	1.00
919905 - Housing And Revitalization Deputy Director	1.00
919907 - Associate Director Of Housing Underwriting	1.00
<b>365702 - Admin (Indirect) - Records, Audit, &amp; Admin Support</b>	<b>2.00</b>
013376 - Executive Administrative Assistant 2	1.00
43601103 - Administrative Assistant 3	1.00
<b>1004 - Gordie Howe International Bridge (GHIB) Project</b>	<b>11.00</b>
<b>20413 - Bridging Neighborhoods Fund</b>	<b>11.00</b>
<b>360145 - Bridging Neighborhoods Program</b>	<b>11.00</b>
111113 - Supervisory Program Analyst 3	1.00
11919906 - Associate Director Of Administration	1.00
13111004 - Project Manager Analytics Specialist 4	1.00
13111102 - Program Analyst 2	3.00
13111103 - Program Analyst 3	1.00
13111104 - Program Analyst 4	1.00
13111114 - Supervisory Program Analyst 4	1.00
929101 - Administrative Special Services Staff 1	2.00
<b>2001 - Block Grant</b>	<b>75.00</b>
<b>13170 - HRD Neighborhood Outreach &amp; Administration</b>	<b>10.00</b>
<b>365706 - Neighborhood &amp; Housing Svcs - Homeless Services</b>	<b>5.00</b>
111706 - Program Analyst 2 Homelessness Specialist 2	2.00
111707 - Program Analyst 3 Homelessness Specialist 3	1.00



**City of Detroit**  
Fiscal Year 2024-2025 Budget

**Department 36 - Housing & Revitalization Department  
Personnel Services**

Fund	Appropriation Cost Center Classification	Full-Time Equivalent
	13111123 - Program Analyst Manager 3	1.00
	13111704 - Program Analyst 4 Homelessness Specialist	1.00
	<b>365707 - Programmatic Underwriting - NOF &amp; CDBG</b>	<b>5.00</b>
	111404 - Program Analyst 4 Community Development Specialis	1.00
	13111402 - Program Analyst 2 Community Development Specialist	1.00
	13111403 - Program Analyst 3 Community Development Specialist	1.00
	13111414 - Supervisory Program Analyst 4 Community Developmen	1.00
	13207203 - Underwriter 3	1.00
	<b>20234 - HRD Administration Direct - Reporting &amp; Compliance</b>	<b>22.00</b>
	<b>365701 - Administration Direct - Reporting &amp; Compliance</b>	<b>22.00</b>
	111514 - Supervisory Program Analyst 4 Labor Standards Offi	1.00
	111608 - Program Analyst 4 Reporting And Compliance Special	1.00
	111614 - Supervisory Program Analyst 4 Records And Complian	1.00
	111616 - Supervisory Program Analyst 4 Reporting And Compli	2.00
	13111103 - Program Analyst 3	1.00
	13111503 - Program Analyst 3 Labor Standards Specialist 3	3.00
	13111504 - Program Analyst 4 Labor Standards Specialist 4	2.00
	13111603 - Program Analyst 3 Records And Compliance Specialis	1.00
	13111604 - Program Analyst 4 Records And Compliance Specialis	1.00
	13201002 - Accountant 2	2.00
	13201003 - Accountant 3	1.00
	19305503 - Planner 3 Historic Preservation	1.00
	19305504 - Planner 4 Historic Preservation	1.00
	272023 - Environmental Specialist 3	1.00
	43601102 - Administrative Assistant 2	1.00
	43601104 - Administrative Assistant 4	1.00
	929107 - Administrative Special Services Staff 2 Exempt	1.00
	<b>20238 - HRD Housing Underwriting - Multi Family</b>	<b>6.00</b>
	<b>365705 - Housing Underwriting - Multi Family</b>	<b>6.00</b>
	111525 - Program Analyst Manager 3 Public Private Partnersh	1.00
	13111416 - Supervisory Program Analyst 4 Housing Development	1.00
	13207203 - Underwriter 3	2.00
	207202 - Underwriter 2	1.00
	43601103 - Administrative Assistant 3	1.00
	<b>20636 - Community Development Housing Activities</b>	<b>23.00</b>
	<b>365110 - Housing Services - Single Family Rehab</b>	<b>23.00</b>
	111408 - Program Analyst 4 Housing Development Specialist 4	2.00

**City of Detroit**  
Fiscal Year 2024-2025 Budget

**Department 36 - Housing & Revitalization Department  
Personnel Services**

Fund	Full-Time Equivalent
Appropriation	
Cost Center	
Classification	
13104104 - Housing Compliance Inspector 4	9.00
13111101 - Program Analyst 1	1.00
13111103 - Program Analyst 3	1.00
13111416 - Supervisory Program Analyst 4 Housing Development	2.00
13207203 - Underwriter 3	2.00
199161 - Manager of Housing Inspections	1.00
207202 - Underwriter 2	4.00
929102 - Administrative Special Services Staff 2	1.00
<b>20813 - CDBG-CV CARES ACT funds</b>	<b>7.00</b>
<b>360024 - Ser Casa _ GM Partnership</b>	<b>7.00</b>
13111004 - Project Manager Analytics Specialist 4	1.00
929101 - Administrative Special Services Staff 1	1.00
929102 - Administrative Special Services Staff 2	1.00
929103 - Administrative Special Services Staff 3	1.00
929107 - Administrative Special Services Staff 2 Exempt	3.00
<b>21217 - CDBG Public Facility Rehab/Infrastructure</b>	<b>3.00</b>
<b>365707 - Programmatic Underwriting - NOF &amp; CDBG</b>	<b>3.00</b>
13111402 - Program Analyst 2 Community Development Specialist	1.00
13111416 - Supervisory Program Analyst 4 Housing Development	1.00
13111508 - Program Analyst 4 Public Private Partnership Speci	1.00
<b>21218 - CDBG Programmatic Operations</b>	<b>4.00</b>
<b>361111 - HRD Grants</b>	<b>3.00</b>
13111114 - Supervisory Program Analyst 4	1.00
13111509 - Program Analyst 3 Policy Development Implementatio	1.00
13111526 - Program Analyst Manager 4 Public Private Partnersh	1.00
<b>365707 - Programmatic Underwriting - NOF &amp; CDBG</b>	<b>1.00</b>
111404 - Program Analyst 4 Community Development Specialis	1.00
<b>2002 - UDAG and Discretionary Grants</b>	<b>2.00</b>
<b>13340 - HRD Emergency Solutions Grant</b>	<b>2.00</b>
<b>361507 - Emergency Solutions Grant - Staff</b>	<b>2.00</b>
111707 - Program Analyst 3 Homelessness Specialist 3	1.00
13111704 - Program Analyst 4 Homelessness Specialist	1.00
<b>2104 - Health Grants Fund</b>	<b>1.00</b>
<b>20928 - HRD HOPWA Administration</b>	<b>1.00</b>
<b>361111 - HRD Grants</b>	<b>1.00</b>
111707 - Program Analyst 3 Homelessness Specialist 3	1.00
<b>2106 - Mayor's Office Grants Fund</b>	<b>1.00</b>

**City of Detroit**  
Fiscal Year 2024-2025 Budget

**Department 36 - Housing & Revitalization Department  
Personnel Services**

Fund	Full-Time Equivalent
Appropriation	
Cost Center	
Classification	
<b>20980 - Expanding Municipal Financial Empowerment in Detroit Grant</b>	<b>1.00</b>
<b>361111 - HRD Grants</b>	<b>1.00</b>
929102 - Administrative Special Services Staff 2	1.00
<b>2108 - Planning &amp; Development Department Grants Fund</b>	<b>12.00</b>
<b>20639 - FY19 Lead Hazard Reduction Program</b>	<b>2.00</b>
<b>361111 - HRD Grants</b>	<b>2.00</b>
929102 - Administrative Special Services Staff 2	2.00
<b>20735 - 2020 Lead Hazard Reduction Grant</b>	<b>4.00</b>
<b>361111 - HRD Grants</b>	<b>4.00</b>
929102 - Administrative Special Services Staff 2	3.00
929108 - Administrative Special Services Staff 3 Exempt	1.00
<b>21102 - FY22 LBPHR-Healthy Home Production HHP- Grant</b>	<b>2.00</b>
<b>361111 - HRD Grants</b>	<b>2.00</b>
929102 - Administrative Special Services Staff 2	1.00
929107 - Administrative Special Services Staff 2 Exempt	1.00
<b>21223 - FY22 Lead-Based Paint Hazard Reduction Grant</b>	<b>3.00</b>
<b>361111 - HRD Grants</b>	<b>3.00</b>
929102 - Administrative Special Services Staff 2	2.00
929107 - Administrative Special Services Staff 2 Exempt	1.00
<b>21293 - Michigan Medicaid Chip Lead Hazard Control Comm Dev Grant 2024</b>	<b>1.00</b>
<b>361111 - HRD Grants</b>	<b>1.00</b>
929102 - Administrative Special Services Staff 2	1.00
<b>3921 - Other Special Revenue Fund</b>	<b>1.00</b>
<b>21243 - Opioid Settlement Proceeds</b>	<b>1.00</b>
<b>360122 - HRD Opioid Settlement</b>	<b>1.00</b>
111707 - Program Analyst 3 Homelessness Specialist 3	1.00
<b>4620 - Special Housing Rehab Programs</b>	<b>12.00</b>
<b>13171 - HRD HOME Administration</b>	<b>8.00</b>
<b>365160 - HOME Administration</b>	<b>8.00</b>
13111416 - Supervisory Program Analyst 4 Housing Development	1.00
13207203 - Underwriter 3	2.00
207202 - Underwriter 2	5.00
<b>20991 - Home-ARP Project Costs</b>	<b>4.00</b>
<b>360102 - HOME ARP</b>	<b>4.00</b>
111707 - Program Analyst 3 Homelessness Specialist 3	1.00
13111417 - Program Analyst 3 Housing Development Specialist 3	3.00
<b>Total FTE</b>	<b>169.00</b>

**City of Detroit**  
Fiscal Year 2024-2025 Budget

**Department 37 - Detroit Police Department  
Personnel Services**

Fund	Full-Time Equivalent
Appropriation Cost Center Classification	
<b>1000 - General Fund</b>	<b>3,381.00</b>
<b>25370 - Criminal Code Enforcement</b>	<b>779.00</b>
<b>370430 - Office of the Dep Chief-Criminal Investigation</b>	<b>27.00</b>
011830 - Deputy Chief of Police Education	1.00
013367 - Executive Secretary 3	1.00
331024 - Police Officer Seniority Corporal	1.00
331032 - Police Sergeant Education	1.00
331034 - Police Lieutenant Education	1.00
331057 - Police Officer 2 20 95 Seniority Corporal	1.00
932610 - Intelligence Specialist	21.00
<b>370440 - Narcotics Enforcement Section</b>	<b>414.00</b>
011995 - Head Clerk Police	9.00
013121 - Office Assistant 2	3.00
013131 - Office Assistant 3	1.00
013365 - Executive Secretary 1	1.00
019210 - Office Management Assistant	10.00
046003 - Crime Analyst 1 Real Time Crime Center	12.00
046004 - Crime Analyst 2 Real Time Crime Center	4.00
258531 - Forensic Technician	24.00
331006 - Police Officer 2 20 95 Education	52.00
331012 - Police Officer 2 20 95	22.00
331017 - Police Investigator Merc Case C06080	3.00
331020 - Police Detective	75.00
331021 - Police Sergeant	17.00
331024 - Police Officer Seniority Corporal	9.00
331029 - Police Investigator Merc Case C06080 Education	4.00
331030 - Police Detective Education	46.00
331031 - Police Lieutenant	4.00
331032 - Police Sergeant Education	13.00
331034 - Police Lieutenant Education	3.00
331047 - Police Officer Education Seniority Corporal	1.00
331050 - Police Captain Dpcoa	2.00
331053 - Police Commander PCOA	1.00
331057 - Police Officer 2 20 95 Seniority Corporal	15.00
331061 - Police Sergeant Senior Patrol Response Education	1.00
331062 - Police Officer 2 20 95 Education Seniority Corpora	57.00
338521 - Identification Technician	2.00

**City of Detroit**  
Fiscal Year 2024-2025 Budget

**Department 37 - Detroit Police Department  
Personnel Services**

Fund Appropriation Cost Center Classification	Full-Time Equivalent
338531 - Senior Records And Identification Technician	14.00
338532 - Latent Fingerprint Technician	2.00
339055 - Police Assistant	7.00
<b>370500 - Homicide</b>	<b>182.00</b>
012210 - Administrative Specialist 1	1.00
013121 - Office Assistant 2	3.00
013131 - Office Assistant 3	4.00
013365 - Executive Secretary 1	1.00
019210 - Office Management Assistant	2.00
046004 - Crime Analyst 2 Real Time Crime Center	4.00
331006 - Police Officer 2 20 95 Education	21.00
331012 - Police Officer 2 20 95	27.00
331017 - Police Investigator Merc Case C06080	2.00
331020 - Police Detective	38.00
331021 - Police Sergeant	21.00
331030 - Police Detective Education	14.00
331031 - Police Lieutenant	2.00
331032 - Police Sergeant Education	17.00
331034 - Police Lieutenant Education	5.00
331050 - Police Captain Dpcoa	1.00
331055 - Police Commander Education	1.00
331056 - Police Captain Education	1.00
331057 - Police Officer 2 20 95 Seniority Corporal	8.00
331061 - Police Sergeant Senior Patrol Response Education	1.00
331062 - Police Officer 2 20 95 Education Seniority Corpora	6.00
339055 - Police Assistant	1.00
929102 - Administrative Special Services Staff 2	1.00
<b>370525 - Tactical Support</b>	<b>126.00</b>
010948 - Manager 1 Police	1.00
013365 - Executive Secretary 1	1.00
331005 - Police Officer Education	2.00
331006 - Police Officer 2 20 95 Education	24.00
331012 - Police Officer 2 20 95	30.00
331020 - Police Detective	1.00
331021 - Police Sergeant	9.00
331024 - Police Officer Seniority Corporal	1.00
331032 - Police Sergeant Education	4.00

**City of Detroit**  
Fiscal Year 2024-2025 Budget

**Department 37 - Detroit Police Department  
Personnel Services**

Fund	Appropriation Cost Center Classification	Full-Time Equivalent
	331034 - Police Lieutenant Education	5.00
	331055 - Police Commander Education	1.00
	331056 - Police Captain Education	1.00
	331057 - Police Officer 2 20 95 Seniority Corporal	16.00
	331060 - Police Sergeant Senior Patrol Response	3.00
	331061 - Police Sergeant Senior Patrol Response Education	1.00
	331062 - Police Officer 2 20 95 Education Seniority Corpora	17.00
	331064 - Police Seniority Corporal Npo	1.00
	331139 - Field Training Officer	7.00
	331140 - Field Training Officer Education	1.00
	<b>370568 - Records and Identification</b>	<b>30.00</b>
	012210 - Administrative Specialist 1	1.00
	013131 - Office Assistant 3	2.00
	019210 - Office Management Assistant	2.00
	331021 - Police Sergeant	1.00
	331047 - Police Officer Education Seniority Corporal	2.00
	331057 - Police Officer 2 20 95 Seniority Corporal	1.00
	331062 - Police Officer 2 20 95 Education Seniority Corpora	3.00
	338521 - Identification Technician	11.00
	338531 - Senior Records And Identification Technician	4.00
	338541 - Supervising Identification Technician	3.00
	<b>25372 - Police Emergency Response</b>	<b>1,844.00</b>
	<b>370095 - Gaming Unit</b>	<b>23.00</b>
	331024 - Police Officer Seniority Corporal	4.00
	331031 - Police Lieutenant	1.00
	331032 - Police Sergeant Education	3.00
	331057 - Police Officer 2 20 95 Seniority Corporal	7.00
	331060 - Police Sergeant Senior Patrol Response	1.00
	331061 - Police Sergeant Senior Patrol Response Education	2.00
	331062 - Police Officer 2 20 95 Education Seniority Corpora	3.00
	331064 - Police Seniority Corporal Npo	1.00
	331070 - Police Seniority Corporal Npo Education	1.00
	<b>372000 - Office of the Deputy Chief Patrol Operat Bureau</b>	<b>31.00</b>
	011829 - Deputy Chief Of Police	2.00
	013365 - Executive Secretary 1	2.00
	331006 - Police Officer 2 20 95 Education	11.00
	331021 - Police Sergeant	1.00

**City of Detroit**  
Fiscal Year 2024-2025 Budget

**Department 37 - Detroit Police Department  
Personnel Services**

Fund	Appropriation Cost Center Classification	Full-Time Equivalent
	331032 - Police Sergeant Education	1.00
	331070 - Police Seniority Corporal Npo Education	14.00
	<b>372005 - Incident Response</b>	<b>131.00</b>
	011805 - Executive Manager Police	1.00
	011829 - Deputy Chief Of Police	1.00
	019210 - Office Management Assistant	1.00
	046003 - Crime Analyst 1 Real Time Crime Center	69.00
	046004 - Crime Analyst 2 Real Time Crime Center	10.00
	046008 - Virtual Patrol Operator	11.00
	331006 - Police Officer 2 20 95 Education	5.00
	331012 - Police Officer 2 20 95	20.00
	331031 - Police Lieutenant	1.00
	331032 - Police Sergeant Education	2.00
	331034 - Police Lieutenant Education	2.00
	331055 - Police Commander Education	1.00
	331056 - Police Captain Education	1.00
	331060 - Police Sergeant Senior Patrol Response	2.00
	331061 - Police Sergeant Senior Patrol Response Education	1.00
	339055 - Police Assistant	1.00
	929102 - Administrative Special Services Staff 2	2.00
	<b>372011 - Central District</b>	<b>111.00</b>
	013365 - Executive Secretary 1	1.00
	019210 - Office Management Assistant	4.00
	331006 - Police Officer 2 20 95 Education	11.00
	331008 - Neighborhood Police Officer Education	3.00
	331012 - Police Officer 2 20 95	7.00
	331015 - Neighborhood Police Officer	1.00
	331021 - Police Sergeant	1.00
	331024 - Police Officer Seniority Corporal	2.00
	331031 - Police Lieutenant	1.00
	331032 - Police Sergeant Education	3.00
	331034 - Police Lieutenant Education	2.00
	331050 - Police Captain Dpcoa	1.00
	331057 - Police Officer 2 20 95 Seniority Corporal	15.00
	331060 - Police Sergeant Senior Patrol Response	3.00
	331061 - Police Sergeant Senior Patrol Response Education	1.00
	331062 - Police Officer 2 20 95 Education Seniority Corpora	5.00

**City of Detroit**  
Fiscal Year 2024-2025 Budget

**Department 37 - Detroit Police Department  
Personnel Services**

Fund	Appropriation Cost Center Classification	Full-Time Equivalent
	331139 - Field Training Officer	2.00
	331140 - Field Training Officer Education	1.00
	339055 - Police Assistant	2.00
	339301 - Traffic Control Officer Special Service	4.00
	339302 - Traffic Control Officer	41.00
	<b>372012 - 7th Precinct</b>	<b>118.00</b>
	013365 - Executive Secretary 1	1.00
	019210 - Office Management Assistant	4.00
	331006 - Police Officer 2 20 95 Education	16.00
	331008 - Neighborhood Police Officer Education	1.00
	331012 - Police Officer 2 20 95	55.00
	331021 - Police Sergeant	4.00
	331024 - Police Officer Seniority Corporal	3.00
	331031 - Police Lieutenant	3.00
	331032 - Police Sergeant Education	8.00
	331034 - Police Lieutenant Education	2.00
	331050 - Police Captain Dpcoa	1.00
	331053 - Police Commander PCOA	1.00
	331057 - Police Officer 2 20 95 Seniority Corporal	4.00
	331060 - Police Sergeant Senior Patrol Response	4.00
	331064 - Police Seniority Corporal Npo	3.00
	331139 - Field Training Officer	2.00
	331140 - Field Training Officer Education	4.00
	331144 - Academy Instructor Police Officer Education	1.00
	339055 - Police Assistant	1.00
	<b>372013 - 5th Precinct</b>	<b>128.00</b>
	013121 - Office Assistant 2	1.00
	013365 - Executive Secretary 1	1.00
	019210 - Office Management Assistant	4.00
	331005 - Police Officer Education	1.00
	331006 - Police Officer 2 20 95 Education	24.00
	331012 - Police Officer 2 20 95	57.00
	331015 - Neighborhood Police Officer	3.00
	331021 - Police Sergeant	8.00
	331024 - Police Officer Seniority Corporal	1.00
	331031 - Police Lieutenant	1.00
	331032 - Police Sergeant Education	4.00



**City of Detroit**  
Fiscal Year 2024-2025 Budget

**Department 37 - Detroit Police Department  
Personnel Services**

Fund	Appropriation Cost Center Classification	Full-Time Equivalent
	331034 - Police Lieutenant Education	4.00
	331050 - Police Captain Dpcoa	1.00
	331053 - Police Commander PCOA	1.00
	331057 - Police Officer 2 20 95 Seniority Corporal	5.00
	331060 - Police Sergeant Senior Patrol Response	3.00
	331061 - Police Sergeant Senior Patrol Response Education	1.00
	331064 - Police Seniority Corporal Npo	1.00
	331070 - Police Seniority Corporal Npo Education	1.00
	331139 - Field Training Officer	3.00
	331140 - Field Training Officer Education	2.00
	331141 - Field Training Officer Seniority Corporal	1.00
	<b>372014 - 8th Precinct</b>	<b>172.00</b>
	013121 - Office Assistant 2	1.00
	019210 - Office Management Assistant	4.00
	331005 - Police Officer Education	1.00
	331006 - Police Officer 2 20 95 Education	35.00
	331012 - Police Officer 2 20 95	81.00
	331015 - Neighborhood Police Officer	2.00
	331021 - Police Sergeant	9.00
	331024 - Police Officer Seniority Corporal	3.00
	331031 - Police Lieutenant	1.00
	331032 - Police Sergeant Education	4.00
	331034 - Police Lieutenant Education	4.00
	331047 - Police Officer Education Seniority Corporal	1.00
	331050 - Police Captain Dpcoa	1.00
	331053 - Police Commander PCOA	1.00
	331057 - Police Officer 2 20 95 Seniority Corporal	9.00
	331060 - Police Sergeant Senior Patrol Response	3.00
	331061 - Police Sergeant Senior Patrol Response Education	1.00
	331062 - Police Officer 2 20 95 Education Seniority Corpora	1.00
	331064 - Police Seniority Corporal Npo	3.00
	331139 - Field Training Officer	5.00
	331142 - Field Training Officer Seniority Corporal Education	1.00
	331147 - Neighborhood Police Officer Field Training Officer	1.00
	<b>372016 - 2nd Precinct</b>	<b>131.00</b>
	013121 - Office Assistant 2	1.00
	013365 - Executive Secretary 1	1.00

**City of Detroit**  
Fiscal Year 2024-2025 Budget

**Department 37 - Detroit Police Department  
Personnel Services**

Fund	Appropriation Cost Center Classification	Full-Time Equivalent
	019210 - Office Management Assistant	4.00
	331006 - Police Officer 2 20 95 Education	37.00
	331012 - Police Officer 2 20 95	37.00
	331015 - Neighborhood Police Officer	1.00
	331021 - Police Sergeant	7.00
	331032 - Police Sergeant Education	5.00
	331034 - Police Lieutenant Education	5.00
	331050 - Police Captain Dpcoa	1.00
	331055 - Police Commander Education	1.00
	331057 - Police Officer 2 20 95 Seniority Corporal	7.00
	331060 - Police Sergeant Senior Patrol Response	3.00
	331061 - Police Sergeant Senior Patrol Response Education	1.00
	331062 - Police Officer 2 20 95 Education Seniority Corpora	10.00
	331064 - Police Seniority Corporal Npo	3.00
	331070 - Police Seniority Corporal Npo Education	1.00
	331140 - Field Training Officer Education	5.00
	331141 - Field Training Officer Seniority Corporal	1.00
	<b>372017 - 12th Precinct</b>	<b>164.00</b>
	013365 - Executive Secretary 1	1.00
	019210 - Office Management Assistant	4.00
	331006 - Police Officer 2 20 95 Education	22.00
	331008 - Neighborhood Police Officer Education	1.00
	331012 - Police Officer 2 20 95	81.00
	331015 - Neighborhood Police Officer	1.00
	331021 - Police Sergeant	4.00
	331024 - Police Officer Seniority Corporal	4.00
	331031 - Police Lieutenant	1.00
	331032 - Police Sergeant Education	8.00
	331034 - Police Lieutenant Education	4.00
	331047 - Police Officer Education Seniority Corporal	1.00
	331050 - Police Captain Dpcoa	1.00
	331055 - Police Commander Education	1.00
	331057 - Police Officer 2 20 95 Seniority Corporal	9.00
	331060 - Police Sergeant Senior Patrol Response	2.00
	331061 - Police Sergeant Senior Patrol Response Education	2.00
	331062 - Police Officer 2 20 95 Education Seniority Corpora	7.00
	331064 - Police Seniority Corporal Npo	2.00

**City of Detroit**  
Fiscal Year 2024-2025 Budget

**Department 37 - Detroit Police Department  
Personnel Services**

Fund	Appropriation Cost Center Classification	Full-Time Equivalent
	331070 - Police Seniority Corporal Npo Education	1.00
	331139 - Field Training Officer	5.00
	331140 - Field Training Officer Education	1.00
	339055 - Police Assistant	1.00
	<b>372018 - 6th Precinct</b>	<b>153.00</b>
	013365 - Executive Secretary 1	1.00
	019210 - Office Management Assistant	4.00
	331006 - Police Officer 2 20 95 Education	23.00
	331008 - Neighborhood Police Officer Education	2.00
	331012 - Police Officer 2 20 95	70.00
	331015 - Neighborhood Police Officer	1.00
	331021 - Police Sergeant	5.00
	331024 - Police Officer Seniority Corporal	5.00
	331031 - Police Lieutenant	2.00
	331032 - Police Sergeant Education	7.00
	331034 - Police Lieutenant Education	3.00
	331050 - Police Captain Dpcoa	1.00
	331053 - Police Commander PCOA	1.00
	331057 - Police Officer 2 20 95 Seniority Corporal	10.00
	331060 - Police Sergeant Senior Patrol Response	2.00
	331061 - Police Sergeant Senior Patrol Response Education	2.00
	331062 - Police Officer 2 20 95 Education Seniority Corpora	5.00
	331064 - Police Seniority Corporal Npo	2.00
	331139 - Field Training Officer	4.00
	331141 - Field Training Officer Seniority Corporal	2.00
	339055 - Police Assistant	1.00
	<b>372019 - 10th Precinct</b>	<b>126.00</b>
	013365 - Executive Secretary 1	1.00
	019210 - Office Management Assistant	4.00
	331006 - Police Officer 2 20 95 Education	26.00
	331012 - Police Officer 2 20 95	51.00
	331021 - Police Sergeant	6.00
	331031 - Police Lieutenant	2.00
	331032 - Police Sergeant Education	6.00
	331034 - Police Lieutenant Education	3.00
	331050 - Police Captain Dpcoa	1.00
	331053 - Police Commander PCOA	1.00

**City of Detroit**  
Fiscal Year 2024-2025 Budget

**Department 37 - Detroit Police Department  
Personnel Services**

Fund	Appropriation Cost Center Classification	Full-Time Equivalent
	331057 - Police Officer 2 20 95 Seniority Corporal	9.00
	331060 - Police Sergeant Senior Patrol Response	3.00
	331061 - Police Sergeant Senior Patrol Response Education	1.00
	331062 - Police Officer 2 20 95 Education Seniority Corpora	1.00
	331064 - Police Seniority Corporal Npo	4.00
	331139 - Field Training Officer	5.00
	331140 - Field Training Officer Education	1.00
	339055 - Police Assistant	1.00
	<b>372023 - 11th Precinct</b>	<b>123.00</b>
	013365 - Executive Secretary 1	1.00
	019210 - Office Management Assistant	4.00
	331006 - Police Officer 2 20 95 Education	20.00
	331012 - Police Officer 2 20 95	55.00
	331015 - Neighborhood Police Officer	1.00
	331021 - Police Sergeant	7.00
	331024 - Police Officer Seniority Corporal	3.00
	331031 - Police Lieutenant	3.00
	331032 - Police Sergeant Education	5.00
	331034 - Police Lieutenant Education	2.00
	331050 - Police Captain Dpcoa	1.00
	331055 - Police Commander Education	1.00
	331057 - Police Officer 2 20 95 Seniority Corporal	5.00
	331060 - Police Sergeant Senior Patrol Response	2.00
	331061 - Police Sergeant Senior Patrol Response Education	2.00
	331062 - Police Officer 2 20 95 Education Seniority Corpora	2.00
	331064 - Police Seniority Corporal Npo	2.00
	331070 - Police Seniority Corporal Npo Education	1.00
	331139 - Field Training Officer	3.00
	331140 - Field Training Officer Education	3.00
	<b>372024 - 9th Precinct</b>	<b>164.00</b>
	013365 - Executive Secretary 1	1.00
	019210 - Office Management Assistant	4.00
	331006 - Police Officer 2 20 95 Education	33.00
	331008 - Neighborhood Police Officer Education	3.00
	331012 - Police Officer 2 20 95	74.00
	331021 - Police Sergeant	9.00
	331024 - Police Officer Seniority Corporal	3.00

**City of Detroit**  
Fiscal Year 2024-2025 Budget

**Department 37 - Detroit Police Department  
Personnel Services**

Fund	Appropriation Cost Center Classification	Full-Time Equivalent
	331031 - Police Lieutenant	2.00
	331032 - Police Sergeant Education	4.00
	331034 - Police Lieutenant Education	3.00
	331050 - Police Captain Dpcoa	1.00
	331053 - Police Commander PCOA	1.00
	331057 - Police Officer 2 20 95 Seniority Corporal	9.00
	331060 - Police Sergeant Senior Patrol Response	2.00
	331061 - Police Sergeant Senior Patrol Response Education	2.00
	331062 - Police Officer 2 20 95 Education Seniority Corpora	4.00
	331064 - Police Seniority Corporal Npo	2.00
	331139 - Field Training Officer	5.00
	331141 - Field Training Officer Seniority Corporal	1.00
	929102 - Administrative Special Services Staff 2	1.00
	<b>372026 - Citizens Patrol</b>	<b>1.00</b>
	010948 - Manager 1 Police	1.00
	<b>372028 - 4th Precinct</b>	<b>132.00</b>
	013365 - Executive Secretary 1	1.00
	019210 - Office Management Assistant	4.00
	331006 - Police Officer 2 20 95 Education	22.00
	331012 - Police Officer 2 20 95	51.00
	331021 - Police Sergeant	9.00
	331024 - Police Officer Seniority Corporal	1.00
	331031 - Police Lieutenant	3.00
	331032 - Police Sergeant Education	3.00
	331034 - Police Lieutenant Education	2.00
	331050 - Police Captain Dpcoa	1.00
	331055 - Police Commander Education	1.00
	331057 - Police Officer 2 20 95 Seniority Corporal	8.00
	331060 - Police Sergeant Senior Patrol Response	4.00
	331062 - Police Officer 2 20 95 Education Seniority Corpora	12.00
	331064 - Police Seniority Corporal Npo	4.00
	331139 - Field Training Officer	5.00
	331141 - Field Training Officer Seniority Corporal	1.00
	<b>372029 - 3rd Precinct</b>	<b>136.00</b>
	013121 - Office Assistant 2	1.00
	013365 - Executive Secretary 1	1.00
	019210 - Office Management Assistant	8.00

**City of Detroit**  
Fiscal Year 2024-2025 Budget

**Department 37 - Detroit Police Department  
Personnel Services**

Fund	Appropriation Cost Center Classification	Full-Time Equivalent
	331006 - Police Officer 2 20 95 Education	18.00
	331008 - Neighborhood Police Officer Education	1.00
	331012 - Police Officer 2 20 95	39.00
	331021 - Police Sergeant	5.00
	331031 - Police Lieutenant	3.00
	331032 - Police Sergeant Education	9.00
	331034 - Police Lieutenant Education	3.00
	331050 - Police Captain Dpcoa	1.00
	331055 - Police Commander Education	1.00
	331057 - Police Officer 2 20 95 Seniority Corporal	7.00
	331060 - Police Sergeant Senior Patrol Response	1.00
	331061 - Police Sergeant Senior Patrol Response Education	3.00
	331062 - Police Officer 2 20 95 Education Seniority Corpora	24.00
	331064 - Police Seniority Corporal Npo	4.00
	331139 - Field Training Officer	5.00
	331141 - Field Training Officer Seniority Corporal	1.00
	339055 - Police Assistant	1.00
	<b>25373 - Public Services</b>	<b>118.00</b>
	<b>370090 - Transit Police Operations</b>	<b>45.00</b>
	331012 - Police Officer 2 20 95	38.00
	331021 - Police Sergeant	4.00
	331031 - Police Lieutenant	2.00
	331050 - Police Captain Dpcoa	1.00
	<b>370570 - Victims Assistance</b>	<b>9.00</b>
	412021 - Social Worker	4.00
	412031 - Senior Social Worker	3.00
	412041 - Principal Social Worker	1.00
	412051 - Head Social Worker	1.00
	<b>370687 - Detroit Detention Center</b>	<b>64.00</b>
	019210 - Office Management Assistant	1.00
	331012 - Police Officer 2 20 95	7.00
	331021 - Police Sergeant	3.00
	331024 - Police Officer Seniority Corporal	2.00
	331031 - Police Lieutenant	2.00
	331032 - Police Sergeant Education	3.00
	331034 - Police Lieutenant Education	3.00
	331050 - Police Captain Dpcoa	1.00

**City of Detroit**  
Fiscal Year 2024-2025 Budget

**Department 37 - Detroit Police Department  
Personnel Services**

Fund	Appropriation Cost Center Classification	Full-Time Equivalent
	331057 - Police Officer 2 20 95 Seniority Corporal	5.00
	331062 - Police Officer 2 20 95 Education Seniority Corpora	4.00
	333504 - Detention Facility Officer Female Prisoner	11.00
	333506 - Detention Facility Officer Male Prisoner	11.00
	334013 - Senior Detention Facility Officer Female Prisoner	2.00
	334014 - Senior Detention Facility Officer Male Prisoner	2.00
	339055 - Police Assistant	7.00
	<b>28370 - Community Engagement - Police</b>	<b>40.00</b>
	<b>370078 - Police Community Services</b>	<b>40.00</b>
	011810 - Second Deputy Chief	1.00
	013121 - Office Assistant 2	1.00
	013365 - Executive Secretary 1	1.00
	099536 - Public Information Manager	1.00
	13111002 - Project Manager Analytics Specialist 2	1.00
	331006 - Police Officer 2 20 95 Education	5.00
	331012 - Police Officer 2 20 95	12.00
	331021 - Police Sergeant	2.00
	331024 - Police Officer Seniority Corporal	2.00
	331032 - Police Sergeant Education	3.00
	331034 - Police Lieutenant Education	3.00
	331056 - Police Captain Education	1.00
	331057 - Police Officer 2 20 95 Seniority Corporal	1.00
	331062 - Police Officer 2 20 95 Education Seniority Corpora	1.00
	331144 - Academy Instructor Police Officer Education	2.00
	412021 - Social Worker	1.00
	722021 - Delivery Driver	1.00
	931551 - Digital and Social Media Specialist	1.00
	<b>28371 - Executive Protection Unit</b>	<b>22.00</b>
	<b>370060 - Executive Protection</b>	<b>22.00</b>
	331006 - Police Officer 2 20 95 Education	4.00
	331012 - Police Officer 2 20 95	2.00
	331021 - Police Sergeant	1.00
	331024 - Police Officer Seniority Corporal	2.00
	331031 - Police Lieutenant	1.00
	331032 - Police Sergeant Education	1.00
	331057 - Police Officer 2 20 95 Seniority Corporal	8.00
	331062 - Police Officer 2 20 95 Education Seniority Corpora	2.00

**City of Detroit**  
Fiscal Year 2024-2025 Budget

**Department 37 - Detroit Police Department  
Personnel Services**

Fund	Appropriation Cost Center Classification	Full-Time Equivalent
	331064 - Police Seniority Corporal Npo	1.00
	<b>29370 - Police Department Administration</b>	<b>279.00</b>
	<b>370020 - Office of the Chief</b>	<b>26.00</b>
	010193 - Chief Of Police	1.00
	011805 - Executive Manager Police	1.00
	011810 - Second Deputy Chief	1.00
	099515 - Publicist 1	2.00
	099536 - Public Information Manager	1.00
	193025 - Graphic Designer	1.00
	331012 - Police Officer 2 20 95	4.00
	331032 - Police Sergeant Education	3.00
	331034 - Police Lieutenant Education	1.00
	331055 - Police Commander Education	1.00
	331060 - Police Sergeant Senior Patrol Response	2.00
	43013377 - Executive Administrative Assistant 3	1.00
	439135 - Photographer Police Investigation Support	1.00
	929102 - Administrative Special Services Staff 2	1.00
	931441 - Administrative Assistant Police	4.00
	931534 - Communications Specialist 3 - Police	1.00
	<b>370040 - Planning and Inspection</b>	<b>31.00</b>
	011805 - Executive Manager Police	1.00
	111003 - Project Manager Analytics Specialist 3	1.00
	13111002 - Project Manager Analytics Specialist 2	1.00
	331006 - Police Officer 2 20 95 Education	4.00
	331012 - Police Officer 2 20 95	6.00
	331021 - Police Sergeant	3.00
	331031 - Police Lieutenant	1.00
	331032 - Police Sergeant Education	3.00
	331034 - Police Lieutenant Education	2.00
	331050 - Police Captain Dpcoa	1.00
	338870 - Performance And Compliance Analyst Civil Rights In	2.00
	338875 - Senior Performance And Compliance Analyst Civil Ri	2.00
	338880 - Performance And Compliance Manager Civil Rights In	1.00
	339055 - Police Assistant	1.00
	929108 - Administrative Special Services Staff 3 Exempt	1.00
	931441 - Administrative Assistant Police	1.00
	<b>370047 - Police Legal Advisor</b>	<b>15.00</b>



**City of Detroit**  
Fiscal Year 2024-2025 Budget

**Department 37 - Detroit Police Department  
Personnel Services**

Fund	Appropriation Cost Center Classification	Full-Time Equivalent
	011805 - Executive Manager Police	1.00
	011829 - Deputy Chief Of Police	1.00
	331006 - Police Officer 2 20 95 Education	1.00
	331032 - Police Sergeant Education	1.00
	331034 - Police Lieutenant Education	3.00
	331057 - Police Officer 2 20 95 Seniority Corporal	1.00
	43013377 - Executive Administrative Assistant 3	1.00
	931441 - Administrative Assistant Police	6.00
	<b>370072 - Disciplinary Admin Unit</b>	<b>39.00</b>
	013121 - Office Assistant 2	1.00
	013131 - Office Assistant 3	1.00
	331006 - Police Officer 2 20 95 Education	2.00
	331012 - Police Officer 2 20 95	2.00
	331021 - Police Sergeant	12.00
	331030 - Police Detective Education	2.00
	331031 - Police Lieutenant	1.00
	331032 - Police Sergeant Education	9.00
	331034 - Police Lieutenant Education	1.00
	331053 - Police Commander PCOA	1.00
	331056 - Police Captain Education	1.00
	331057 - Police Officer 2 20 95 Seniority Corporal	2.00
	331062 - Police Officer 2 20 95 Education Seniority Corpora	2.00
	929102 - Administrative Special Services Staff 2	1.00
	931441 - Administrative Assistant Police	1.00
	<b>370140 - Police Human Resources</b>	<b>67.00</b>
	011805 - Executive Manager Police	1.00
	012210 - Administrative Specialist 1	1.00
	119921 - Employee Services Manager 1	1.00
	119922 - Employee Services Manager 2	1.00
	13119902 - Employee Services Consultant 2	6.00
	13119903 - Employee Services Consultant 3	5.00
	331006 - Police Officer 2 20 95 Education	10.00
	331012 - Police Officer 2 20 95	3.00
	331017 - Police Investigator Merc Case C06080	1.00
	331021 - Police Sergeant	1.00
	331032 - Police Sergeant Education	3.00
	331034 - Police Lieutenant Education	3.00

**City of Detroit**  
Fiscal Year 2024-2025 Budget

**Department 37 - Detroit Police Department  
Personnel Services**

Fund	Appropriation Cost Center Classification	Full-Time Equivalent
	331060 - Police Sergeant Senior Patrol Response	1.00
	331062 - Police Officer 2 20 95 Education Seniority Corpora	15.00
	339055 - Police Assistant	3.00
	43416101 - Human Resources Assistant 1	1.00
	43416103 - Human Resources Assistant 3	4.00
	931441 - Administrative Assistant Police	6.00
	932504 - Director Of Police Personnel	1.00
	<b>370590 - Fiscal Operations - Admin</b>	<b>17.00</b>
	111001 - Project Manager Analytics Specialist 1	1.00
	111003 - Project Manager Analytics Specialist 3	2.00
	331006 - Police Officer 2 20 95 Education	1.00
	331021 - Police Sergeant	1.00
	331057 - Police Officer 2 20 95 Seniority Corporal	5.00
	331062 - Police Officer 2 20 95 Education Seniority Corpora	7.00
	<b>370686 - Training Section</b>	<b>51.00</b>
	019210 - Office Management Assistant	1.00
	331017 - Police Investigator Merc Case C06080	1.00
	331021 - Police Sergeant	4.00
	331031 - Police Lieutenant	2.00
	331032 - Police Sergeant Education	5.00
	331034 - Police Lieutenant Education	1.00
	331050 - Police Captain Dpcoa	1.00
	331139 - Field Training Officer	7.00
	331140 - Field Training Officer Education	2.00
	331142 - Field Training Officer Seniority Corporal Education	3.00
	331143 - Academy Instructor Police Officer	2.00
	331144 - Academy Instructor Police Officer Education	1.00
	331145 - Academy Instructor Police Officer Seniority Corporal	10.00
	331146 - Academy Instructor Police Officer Seniority Corporal Ed	6.00
	339055 - Police Assistant	1.00
	929101 - Administrative Special Services Staff 1	2.00
	929102 - Administrative Special Services Staff 2	2.00
	<b>372300 - Office of Deputy Chief Technical Services Bureau</b>	<b>3.00</b>
	011830 - Deputy Chief of Police Education	1.00
	331021 - Police Sergeant	1.00
	931441 - Administrative Assistant Police	1.00
	<b>372390 - Budget Police</b>	<b>30.00</b>

**City of Detroit**  
Fiscal Year 2024-2025 Budget

**Department 37 - Detroit Police Department  
Personnel Services**

Fund	Appropriation Cost Center Classification	Full-Time Equivalent
	012002 - Record Systems Specialist 2	4.00
	019210 - Office Management Assistant	1.00
	041972 - Business Systems Support Specialist 2	1.00
	331050 - Police Captain Dpcoa	1.00
	43305153 - Clerk 3 Human Resources	23.00
	<b>29371 - Policing Services Infrastructure</b>	<b>299.00</b>
	<b>370210 - Police Medical</b>	<b>14.00</b>
	011805 - Executive Manager Police	1.00
	012210 - Administrative Specialist 1	1.00
	013367 - Executive Secretary 3	1.00
	331021 - Police Sergeant	1.00
	331034 - Police Lieutenant Education	1.00
	43416103 - Human Resources Assistant 3	5.00
	929102 - Administrative Special Services Staff 2	1.00
	931441 - Administrative Assistant Police	3.00
	<b>370675 - Resource Management Division</b>	<b>43.00</b>
	011805 - Executive Manager Police	1.00
	012210 - Administrative Specialist 1	1.00
	331006 - Police Officer 2 20 95 Education	1.00
	331012 - Police Officer 2 20 95	13.00
	331021 - Police Sergeant	1.00
	331031 - Police Lieutenant	3.00
	331032 - Police Sergeant Education	1.00
	331050 - Police Captain Dpcoa	1.00
	331053 - Police Commander PCOA	1.00
	331057 - Police Officer 2 20 95 Seniority Corporal	1.00
	331060 - Police Sergeant Senior Patrol Response	1.00
	331062 - Police Officer 2 20 95 Education Seniority Corpora	13.00
	339055 - Police Assistant	5.00
	<b>370676 - Police Fleet Management</b>	<b>16.00</b>
	019210 - Office Management Assistant	1.00
	331006 - Police Officer 2 20 95 Education	3.00
	331021 - Police Sergeant	1.00
	331024 - Police Officer Seniority Corporal	1.00
	331031 - Police Lieutenant	1.00
	331057 - Police Officer 2 20 95 Seniority Corporal	2.00
	331062 - Police Officer 2 20 95 Education Seniority Corpora	6.00

**City of Detroit**  
Fiscal Year 2024-2025 Budget

**Department 37 - Detroit Police Department  
Personnel Services**

Fund	Appropriation Cost Center Classification	Full-Time Equivalent
	722021 - Delivery Driver	1.00
	<b>372290 - Office of the Asst Chief-Administration</b>	<b>24.00</b>
	010171 - First Assistant Chief	1.00
	010176 - Director Project Management	1.00
	010196 - Assistant Chief Of Police Sworn	1.00
	011805 - Executive Manager Police	2.00
	011829 - Deputy Chief Of Police	1.00
	012210 - Administrative Specialist 1	1.00
	013365 - Executive Secretary 1	1.00
	111001 - Project Manager Analytics Specialist 1	1.00
	111003 - Project Manager Analytics Specialist 3	1.00
	114224 - Information Technology Specialist Systems Administ	1.00
	13111002 - Project Manager Analytics Specialist 2	4.00
	331012 - Police Officer 2 20 95	1.00
	331021 - Police Sergeant	2.00
	331031 - Police Lieutenant	1.00
	331032 - Police Sergeant Education	1.00
	331053 - Police Commander PCOA	1.00
	43013377 - Executive Administrative Assistant 3	1.00
	931441 - Administrative Assistant Police	2.00
	<b>372376 - Communications Operations</b>	<b>202.00</b>
	012210 - Administrative Specialist 1	2.00
	013131 - Office Assistant 3	1.00
	013139 - Emergency Services Deployment Operator	104.00
	013142 - Senior Emergency Services Deployment Operator	19.00
	013153 - Administrative Supervisor Emergency Telephone Serv	1.00
	013162 - Telecommunications Operator	33.00
	013163 - Senior Telecommunications Operator	7.00
	019210 - Office Management Assistant	2.00
	331006 - Police Officer 2 20 95 Education	2.00
	331012 - Police Officer 2 20 95	1.00
	331021 - Police Sergeant	9.00
	331031 - Police Lieutenant	5.00
	331032 - Police Sergeant Education	2.00
	331034 - Police Lieutenant Education	1.00
	331039 - Communications Officer Police Officer Seniority Co	5.00
	331050 - Police Captain Dpcoa	1.00

**City of Detroit**  
Fiscal Year 2024-2025 Budget

**Department 37 - Detroit Police Department  
Personnel Services**

Fund	Appropriation Cost Center Classification	Full-Time Equivalent
	331056 - Police Captain Education	1.00
	331153 - Communications Officer Field Training Officer Seniority	4.00
	331154 - Communications Officer Field Training Officer Seniority	1.00
	931441 - Administrative Assistant Police	1.00
	<b>2110 - Police Grants Fund</b>	<b>42.00</b>
	<b>21141 - Firearms Technical Assistance Project Grant</b>	<b>1.00</b>
	<b>371111 - Police Grants</b>	<b>1.00</b>
	929107 - Administrative Special Services Staff 2 Exempt	1.00
	<b>21299 - VOCA FY25</b>	<b>12.00</b>
	<b>371111 - Police Grants</b>	<b>12.00</b>
	412021 - Social Worker	7.00
	929101 - Administrative Special Services Staff 1	4.00
	929106 - Administrative Special Services Staff 1 Exempt	1.00
	<b>21300 - ATPA Oakland County Auto Theft Unit FY25</b>	<b>1.00</b>
	<b>371111 - Police Grants</b>	<b>1.00</b>
	331020 - Police Detective	1.00
	<b>21301 - ATPA Preventing Auto Theft FY25</b>	<b>26.00</b>
	<b>371111 - Police Grants</b>	<b>26.00</b>
	331006 - Police Officer 2 20 95 Education	2.00
	331012 - Police Officer 2 20 95	5.00
	331020 - Police Detective	5.00
	331021 - Police Sergeant	2.00
	331030 - Police Detective Education	2.00
	331032 - Police Sergeant Education	3.00
	331034 - Police Lieutenant Education	1.00
	331057 - Police Officer 2 20 95 Seniority Corporal	1.00
	331062 - Police Officer 2 20 95 Education Seniority Corpora	1.00
	929101 - Administrative Special Services Staff 1	1.00
	929102 - Administrative Special Services Staff 2	2.00
	929106 - Administrative Special Services Staff 1 Exempt	1.00
	<b>21302 - ATPA South East Auto Theft Team FY25</b>	<b>1.00</b>
	<b>371111 - Police Grants</b>	<b>1.00</b>
	331020 - Police Detective	1.00
	<b>21303 - STOP – Culturally Specific Underserved Grant FY25</b>	<b>1.00</b>
	<b>371111 - Police Grants</b>	<b>1.00</b>
	331030 - Police Detective Education	1.00
	<b>2601 - Drug Law Enforcement Fund</b>	<b>7.00</b>

**City of Detroit**  
Fiscal Year 2024-2025 Budget

**Department 37 - Detroit Police Department  
Personnel Services**

Fund	Full-Time Equivalent
Appropriation	
Cost Center	
Classification	
<b>00648 - Police Enhanced Drug Enforcement Program</b>	<b>7.00</b>
<b>370760 - Narcotics Forfeiture Activity</b>	<b>7.00</b>
012210 - Administrative Specialist 1	4.00
019210 - Office Management Assistant	1.00
331032 - Police Sergeant Education	1.00
339055 - Police Assistant	1.00
<b>3921 - Other Special Revenue Fund</b>	<b>99.00</b>
<b>09112 - Police Enhanced E-911</b>	<b>70.00</b>
<b>370700 - E-911 Improvements</b>	<b>70.00</b>
013139 - Emergency Services Deployment Operator	49.00
013162 - Telecommunications Operator	20.00
929102 - Administrative Special Services Staff 2	1.00
<b>25374 - Police Towing Operations</b>	<b>28.00</b>
<b>370680 - Towing Operations</b>	<b>28.00</b>
631025 - Garage Attendant DPD	4.00
721525 - Vehicle Operator 2	24.00
<b>28372 - Public Acts 301-302 Training</b>	<b>1.00</b>
<b>370750 - Public Acts 301-302 Training</b>	<b>1.00</b>
929102 - Administrative Special Services Staff 2	1.00
<b>Total FTE</b>	<b>3,529.00</b>

**City of Detroit**  
Fiscal Year 2024-2025 Budget

**Department 38 - Public Lighting Department  
Personnel Services**

<b>Fund</b>		<b>Full-Time Equivalent</b>
<b>Appropriation</b>		
<b>Cost Center</b>		
<b>Classification</b>		
<b>1000 - General Fund</b>		<b>1.00</b>
<b>29380 - Public Lighting - Administration</b>		<b>1.00</b>
<b>380010 - PLD Administration</b>		<b>1.00</b>
193034 - Drafting Technician 4		1.00
<b>Total FTE</b>		<b>1.00</b>

**City of Detroit**  
Fiscal Year 2024-2025 Budget

**Department 43 - Planning & Development Department  
Personnel Services**

<b>Fund</b>	<b>Appropriation</b>	<b>Cost Center</b>	<b>Classification</b>	<b>Full-Time Equivalent</b>
<b>1000 - General Fund</b>				<b>39.00</b>
	<b>29430 - PDD Administration</b>			<b>39.00</b>
		<b>433100 - Planning &amp; Development Operations</b>		<b>39.00</b>
		11919902 - Planning And Development Deputy Director		1.00
		11919903 - Associate Director Of Design		5.00
		13111101 - Program Analyst 1		1.00
		13111114 - Supervisory Program Analyst 4		1.00
		15111004 - Project Manager Analytics Specialist 4		2.00
		19305102 - Planner 2 General And Strategic Planning		1.00
		19305114 - Supervisory Planner 4 General And Strategic Planni		2.00
		19305124 - Planner Manager 4 General And Strategic Planning		1.00
		19305201 - Planner 1 Urban Design		2.00
		19305202 - Planner 2 Urban Design		5.00
		19305203 - Planner 3 Urban Design		3.00
		19305204 - Planner 4 Urban Design		6.00
		19305404 - Planner 4 Landscape Architecture		1.00
		19305502 - Planner 2 Historic Preservation		1.00
		19305503 - Planner 3 Historic Preservation		2.00
		19305504 - Planner 4 Historic Preservation		1.00
		43013376 - Executive Administrative Assistant 2		1.00
		43305114 - Supervisory Planner 4 General And Strategic Planni		2.00
		932014 - Executive Management Team Mayors Office		1.00
<b>Total FTE</b>				<b>39.00</b>



**City of Detroit**  
Fiscal Year 2024-2025 Budget

**Department 45 - Department of Appeals & Hearings  
Personnel Services**

Fund	Full-Time Equivalent
Appropriation	
Cost Center	
Classification	
<b>1000 - General Fund</b>	<b>15.00</b>
<b>26450 - Code Enforcement Adjudication</b>	<b>15.00</b>
<b>450010 - DAH Administration</b>	<b>15.00</b>
010908 - Manager 1 Administrative Hearings	1.00
012061 - Administrative Assistant Grade 2	1.00
041972 - Business Systems Support Specialist 2	2.00
091198 - Manager Of Administrative Hearings	1.00
15112102 - Information Technology Specialist Systems Analyst	1.00
81012051 - Head Clerk	5.00
931201 - Administrative Hearings Officer	3.00
932014 - Executive Management Team Mayors Office	1.00
<b>Total FTE</b>	<b>15.00</b>

**City of Detroit**  
Fiscal Year 2024-2025 Budget

**Department 47 - General Services Department  
Personnel Services**

Fund	Full-Time Equivalent
Appropriation	
Cost Center	
Classification	
<b>1000 - General Fund</b>	<b>675.20</b>
<b>25470 - Safe Neighborhoods - GSD</b>	<b>97.00</b>
<b>470039 - Detroit Animal Care &amp; Control</b>	<b>97.00</b>
010941 - Manager 1 General Services	1.00
011060 - Assistant Director General Services Department	1.00
013131 - Office Assistant 3	5.00
222080 - Public Health Project Leader	2.00
222090 - Public Health Project Coordinator	4.00
243120 - Veterinarian Technician	4.00
263031 - Senior Veterinarian	1.00
263047 - Veterinarian Animal Control	2.00
339011 - Animal Care Technician	20.00
339013 - Animal Care Technician II	4.00
339021 - Animal Control Officer	23.00
339025 - Animal Shelter Assistant	9.00
339027 - Animal Control Investigator	9.00
339031 - Supervising Animal Care and Control Officer Field	5.00
339032 - Supervising Animal Care and Control Officer Care	5.00
601101 - Administrative Assistant 1	1.00
931456 - Animal Care Control Director	1.00
<b>26470 - Parks and Public Space Management</b>	<b>208.00</b>
<b>470011 - Landscape Design</b>	<b>18.00</b>
011165 - Chief Parks Planner	1.00
012258 - Administrative Assistant Grade 2 Recreation	1.00
111001 - Project Manager Analytics Specialist 1	2.00
111003 - Project Manager Analytics Specialist 3	2.00
122511 - Construction Project Coordinator	1.00
13111002 - Project Manager Analytics Specialist 2	3.00
13111004 - Project Manager Analytics Specialist 4	2.00
164333 - Associate Landscape Architect	2.00
164338 - Assistant Chief Of Landscape Architecture	3.00
164343 - Chief Of Landscape Architecture	1.00
<b>470012 - Park Development</b>	<b>16.00</b>
010831 - Manager 2 General Services	1.00
522039 - Park Development Coordinator	1.00
531054 - Park Maintenance Operations Assistant	3.00
721523 - Vehicle Operator 1	2.00

**City of Detroit**  
Fiscal Year 2024-2025 Budget

**Department 47 - General Services Department  
Personnel Services**

Fund Appropriation Cost Center Classification	Full-Time Equivalent
721529 - Vehicle Operator 3	1.00
721535 - Construction Equipment Operator	2.00
8621031 - Building Trades Worker General	6.00
<b>470198 - Grounds Maintenance</b>	<b>88.00</b>
010831 - Manager 2 General Services	1.00
010941 - Manager 1 General Services	1.00
011060 - Assistant Director General Services Department	1.00
015141 - Equipment Dispatch	1.00
451058 - Park Superintendent	3.00
531053 - Park Maintenance Supervisor Grade 2	3.00
618141 - Refuse Collection Supervisor	1.00
619121 - General Environmental Technician 1	20.00
619122 - General Environmental Technician 2	22.00
619123 - General Environmental Technician 3	5.00
619124 - General Environmental Technician Foreman	5.00
721523 - Vehicle Operator 1	20.00
721529 - Vehicle Operator 3	4.00
82019210 - Office Management Assistant	1.00
<b>470199 - Grounds Maintenance Seasonals</b>	<b>76.50</b>
619121 - General Environmental Technician 1	60.50
721523 - Vehicle Operator 1	16.00
<b>472180 - Floriculture</b>	<b>9.50</b>
010941 - Manager 1 General Services	1.00
619122 - General Environmental Technician 2	1.50
619123 - General Environmental Technician 3	4.00
619124 - General Environmental Technician Foreman	1.00
721523 - Vehicle Operator 1	2.00
<b>27470 - Recreation - GSD</b>	<b>238.20</b>
<b>472200 - Recreation Operations</b>	<b>32.00</b>
010138 - Deputy Director Of Recreation Department	1.00
010846 - Manager 2 Recreation	6.00
010947 - Manager 1 Recreation	6.00
011059 - Assistant Director Parks And Recreation	2.00
012042 - Senior Civic Center Event Coordinator	1.00
012258 - Administrative Assistant Grade 2 Recreation	2.00
013367 - Executive Secretary 3	1.00
099539 - Reservation And Event Coordinator	2.00

**City of Detroit**  
Fiscal Year 2024-2025 Budget

**Department 47 - General Services Department  
Personnel Services**

Fund	Appropriation Cost Center Classification	Full-Time Equivalent
	451547 - Assistant Recreation Activities Coordinator Specia	2.00
	451555 - Recreation Coordinator Aquatics	1.00
	451557 - Recreation Activities Coordinator Specialized Servi	4.00
	452030 - Assistant Recreation Activities Specialist	1.00
	523021 - Naturalist	1.00
	81013121 - Office Assistant 2	2.00
	<b>472230 - Recreation Center Operations</b>	<b>177.20</b>
	452021 - Recreation Program Coordinator	19.00
	452041 - Recreation Center Supervisor Grade 2	5.00
	452043 - Recreation Center Supervisor Grade 3	8.00
	453026 - Recreation Leader	69.00
	459021 - Swimming Instructor	6.00
	824713 - Lifeguard Special Service	30.60
	824724 - Senior Lifeguard Special Service	1.80
	825404 - Public Service Attendant General Special Service	22.20
	825407 - Skating Attendant Ice Rink Special Service	1.20
	825408 - Locker Facilities Attendant Female Special Service	7.20
	825409 - Locker Facilities Attendant Male Special Service	7.20
	<b>472240 - Recreation Center Seasonal</b>	<b>22.60</b>
	541051 - Bath House Manager Summer Program	0.20
	824504 - Playleader Special Service	14.40
	824701 - Junior Lifeguard Special Service	1.00
	824713 - Lifeguard Special Service	4.60
	824724 - Senior Lifeguard Special Service	0.40
	825404 - Public Service Attendant General Special Service	0.40
	825408 - Locker Facilities Attendant Female Special Service	0.80
	825409 - Locker Facilities Attendant Male Special Service	0.80
	<b>472260 - Recreation Community Based Programming</b>	<b>3.40</b>
	451521 - Site Coordinator	3.40
	<b>472280 - Arts Culture &amp; Entrepreneurship</b>	<b>3.00</b>
	11919906 - Associate Director Of Administration	1.00
	13111002 - Project Manager Analytics Specialist 2	1.00
	929101 - Administrative Special Services Staff 1	1.00
	<b>29470 - GSD Shared Services</b>	<b>114.00</b>
	<b>470020 - Building Services</b>	<b>22.00</b>
	010941 - Manager 1 General Services	1.00
	619121 - General Environmental Technician 1	17.00

**City of Detroit**  
Fiscal Year 2024-2025 Budget

**Department 47 - General Services Department  
Personnel Services**

Fund	Appropriation Cost Center Classification	Full-Time Equivalent
	619122 - General Environmental Technician 2	2.00
	619123 - General Environmental Technician 3	2.00
	<b>470035 - Security</b>	<b>14.00</b>
	012247 - Administrative Assistant Grade 2 General Services	1.00
	632053 - Security Administrator	1.00
	8632016 - Service Guard General	2.00
	8632019 - Senior Service Guard General	9.00
	929107 - Administrative Special Services Staff 2 Exempt	1.00
	<b>470100 - Fleet Management</b>	<b>44.00</b>
	010831 - Manager 2 General Services	1.00
	012041 - Principal Clerk	1.00
	359030 - Senior Motor Vehicle Dispatcher	1.00
	631015 - Garage Attendant	4.00
	712065 - Senior Supervisor Of Mechanical Maintenance	1.00
	715033 - General Welder	2.00
	721185 - Superintendent Of Motor Transportation	1.00
	721529 - Vehicle Operator 3	3.00
	723131 - Auto Mechanic	3.00
	723138 - General Auto Mechanic	15.00
	723141 - Auto Repair SubForeman	3.00
	723151 - Auto Repair Foreman	2.00
	723175 - Automotive Service Technician	3.00
	725531 - General Auto Body Mechanic	2.00
	82019210 - Office Management Assistant	2.00
	<b>470106 - Detroit Wayne Joint Building Authority</b>	<b>1.00</b>
	931105 - Staff Secretary Detroit-Wayne Joint Building Author	1.00
	<b>470120 - Fire Apparatus Garage</b>	<b>33.00</b>
	631015 - Garage Attendant	2.00
	712065 - Senior Supervisor Of Mechanical Maintenance	2.00
	713341 - General Machinist	1.00
	723138 - General Auto Mechanic	15.00
	723141 - Auto Repair SubForeman	2.00
	723151 - Auto Repair Foreman	4.00
	723171 - Emergency Vehicle Technician 1	3.00
	723175 - Automotive Service Technician	2.00
	725531 - General Auto Body Mechanic	2.00
	<b>29471 - GSD - Administration</b>	<b>18.00</b>

**City of Detroit**  
Fiscal Year 2024-2025 Budget

**Department 47 - General Services Department  
Personnel Services**

Fund	Appropriation Cost Center Classification	Full-Time Equivalent
	<b>470005 - General Services Administration</b>	<b>16.00</b>
	010114 - Director General Services Department	1.00
	010115 - Deputy Director General Services Department	2.00
	011060 - Assistant Director General Services Department	1.00
	011701 - Executive Manager GSD	1.00
	013376 - Executive Administrative Assistant 2	1.00
	055031 - Senior Storekeeper	1.00
	111003 - Project Manager Analytics Specialist 3	2.00
	11919911 - Associate Director Of Strategic Affairs	1.00
	13111002 - Project Manager Analytics Specialist 2	1.00
	13111004 - Project Manager Analytics Specialist 4	3.00
	929101 - Administrative Special Services Staff 1	1.00
	929102 - Administrative Special Services Staff 2	1.00
	<b>472210 - Office of Sustainability</b>	<b>2.00</b>
	010225 - Sustainability Director	1.00
	011060 - Assistant Director General Services Department	1.00
	<b>1003 - Blight Remediation Fund</b>	<b>115.00</b>
	<b>20253 - Blight Remediation Projects</b>	<b>33.00</b>
	<b>472130 - Corridor Trades Unit</b>	<b>20.00</b>
	010941 - Manager 1 General Services	1.00
	012247 - Administrative Assistant Grade 2 General Services	1.00
	13111004 - Project Manager Analytics Specialist 4	1.00
	721523 - Vehicle Operator 1	2.00
	721529 - Vehicle Operator 3	2.00
	721535 - Construction Equipment Operator	2.00
	8623051 - Carpenter Foreman	1.00
	929101 - Administrative Special Services Staff 1	10.00
	<b>472150 - DLBA Grounds Maintenance</b>	<b>5.00</b>
	929102 - Administrative Special Services Staff 2	5.00
	<b>472170 - Graffiti Removal</b>	<b>8.00</b>
	13111002 - Project Manager Analytics Specialist 2	1.00
	619123 - General Environmental Technician 3	1.00
	619131 - Graffiti Removal Attendant	2.00
	929101 - Administrative Special Services Staff 1	4.00
	<b>25470 - Safe Neighborhoods - GSD</b>	<b>60.00</b>
	<b>472120 - Neighborhood Trades Unit</b>	<b>60.00</b>
	8623051 - Carpenter Foreman	2.00

**City of Detroit**  
Fiscal Year 2024-2025 Budget

**Department 47 - General Services Department  
Personnel Services**

Fund	Appropriation Cost Center Classification	Full-Time Equivalent
	929101 - Administrative Special Services Staff 1	50.00
	929102 - Administrative Special Services Staff 2	8.00
	<b>26470 - Parks and Public Space Management</b>	<b>22.00</b>
	<b>470400 - Freeway Maintenance</b>	<b>22.00</b>
	929101 - Administrative Special Services Staff 1	13.00
	929102 - Administrative Special Services Staff 2	9.00
	<b>3301 - Major Street</b>	<b>105.50</b>
	<b>26470 - Parks and Public Space Management</b>	<b>80.50</b>
	<b>470200 - Non Park Forestry - Street Fund</b>	<b>33.00</b>
	012033 - District Clerk	1.00
	012247 - Administrative Assistant Grade 2 General Services	1.00
	13111002 - Project Manager Analytics Specialist 2	1.00
	521013 - Tree Artisan Helper	4.00
	521021 - Tree Artisan	9.00
	521031 - Senior Tree Artisan	6.00
	521041 - Forestry And Landscape Foreman	2.00
	522038 - Associate Forester	2.00
	522041 - Senior Associate Forester	1.00
	623051 - Carpenter Foreman	1.00
	721529 - Vehicle Operator 3	4.00
	929102 - Administrative Special Services Staff 2	1.00
	<b>470300 - Median Grass Cutting</b>	<b>15.50</b>
	512051 - Floriculture Supervisor	2.00
	619122 - General Environmental Technician 2	2.00
	619123 - General Environmental Technician 3	8.00
	619124 - General Environmental Technician Foreman	2.00
	721523 - Vehicle Operator 1	1.50
	<b>470400 - Freeway Maintenance</b>	<b>21.00</b>
	010941 - Manager 1 General Services	1.00
	522051 - Assistant Superintendent Of Grounds Maintenance	1.00
	531053 - Park Maintenance Supervisor Grade 2	2.00
	619121 - General Environmental Technician 1	9.00
	721523 - Vehicle Operator 1	8.00
	<b>470402 - Freeway Maintenance Seasonals</b>	<b>11.00</b>
	619121 - General Environmental Technician 1	4.00
	721523 - Vehicle Operator 1	7.00
	<b>29470 - GSD Shared Services</b>	<b>25.00</b>

**City of Detroit**  
Fiscal Year 2024-2025 Budget

**Department 47 - General Services Department  
Personnel Services**

Fund	Appropriation Cost Center Classification	Full-Time Equivalent
	<b>470110 - Street Maintenance Garage - Street Fund</b>	<b>25.00</b>
	631015 - Garage Attendant	2.00
	712065 - Senior Supervisor Of Mechanical Maintenance	1.00
	723138 - General Auto Mechanic	13.00
	723141 - Auto Repair SubForeman	2.00
	723151 - Auto Repair Foreman	3.00
	723175 - Automotive Service Technician	4.00
	<b>3401 - Solid Waste Management</b>	<b>34.00</b>
	<b>29470 - GSD Shared Services</b>	<b>34.00</b>
	<b>470101 - Solid Waste Fleet</b>	<b>34.00</b>
	712065 - Senior Supervisor Of Mechanical Maintenance	1.00
	721175 - Assistant Superintendent Of Motor Transportation	1.00
	723138 - General Auto Mechanic	26.00
	723141 - Auto Repair SubForeman	2.00
	723151 - Auto Repair Foreman	3.00
	723175 - Automotive Service Technician	1.00
<b>Total FTE</b>		<b>929.70</b>



**City of Detroit**  
Fiscal Year 2024-2025 Budget

**Department 48 - Water Department  
Personnel Services**

Fund	Full-Time Equivalent
Appropriation	
Cost Center	
Classification	
<b>5720 - DWSD-R - Water</b>	<b>650.00</b>
<b>20166 - WDWSR Administration</b>	<b>7.00</b>
<b>481001 - WDWSR Chief Exec Officer</b>	<b>6.00</b>
501003 - Chief Operating Officer	1.00
501025 - Professional Administrative Analyst 1	1.00
8653080 - Executive Management Team	1.00
929101 - Administrative Special Services Staff 1	2.00
929107 - Administrative Special Services Staff 2 Exempt	1.00
<b>481601 - WDWSR R BOWC</b>	<b>1.00</b>
501025 - Professional Administrative Analyst 1	1.00
<b>20167 - WDWSR Operations</b>	<b>385.00</b>
<b>482411 - WDWSR Field Engineering</b>	<b>69.00</b>
501014 - Manager	3.00
501015 - Systems Planning Officer	1.00
501046 - Office Support Specialist 2	3.00
501047 - Office Support Specialist 3	3.00
501052 - Professional Administrative Analyst 3	1.00
502002 - Field Services Director	1.00
502003 - Engineer 1	5.00
502005 - Team Leader	4.00
502011 - Inspector 1	17.00
502016 - Field Services Technician AFSCME 1	1.00
502033 - Electrical Instrumentation Control Tech 3	1.00
502034 - Engineer 2	5.00
502035 - Engineer 3	5.00
502036 - Engineer 4	5.00
502037 - Engineering Technician 2	2.00
502038 - Engineering Technician 3	1.00
502043 - Inspector 2	4.00
8653080 - Executive Management Team	4.00
929102 - Administrative Special Services Staff 2	2.00
929108 - Administrative Special Services Staff 3 Exempt	1.00
<b>482421 - WDWSR Facility Oper</b>	<b>15.00</b>
501014 - Manager	1.00
501025 - Professional Administrative Analyst 1	1.00
501046 - Office Support Specialist 2	1.00
502005 - Team Leader	2.00

**City of Detroit**  
Fiscal Year 2024-2025 Budget

**Department 48 - Water Department  
Personnel Services**

Fund Appropriation Cost Center Classification	Full-Time Equivalent
502015 - Maintenance Technician AFSCME	4.00
502044 - Maintenance Technician MBTC	4.00
929101 - Administrative Special Services Staff 1	2.00
<b>482422 - WDWS-D Fleet Operations</b>	<b>20.00</b>
501014 - Manager	1.00
501025 - Professional Administrative Analyst 1	1.00
501051 - Professional Administrative Analyst 2	1.00
502005 - Team Leader	3.00
502030 - Automotive Fleet Technician 2	14.00
<b>482431 - WDWS-D Maint &amp; Repair</b>	<b>214.00</b>
081008 - Complaint Investigator	2.00
501014 - Manager	3.00
501025 - Professional Administrative Analyst 1	3.00
501031 - Office Support Specialist 1	2.00
502005 - Team Leader	16.00
502011 - Inspector 1	4.00
502016 - Field Services Technician AFSCME 1	134.00
502019 - Field Services Coordinations Specialist	7.00
502020 - Special Projects Technician	4.00
502040 - Field Services Technician Teamsters 2	22.00
502043 - Inspector 2	2.00
502045 - Field Service Technician AFSCME 1A	2.00
502046 - Field Service Technician MBTC 1A	3.00
8653080 - Executive Management Team	10.00
<b>482432 - WDWS-D R Meter Operations</b>	<b>63.00</b>
501025 - Professional Administrative Analyst 1	1.00
501029 - Customer Service Specialist 1	1.00
501037 - Customer Service Specialist 2	2.00
501038 - Customer Service Specialist 3	1.00
502005 - Team Leader	5.00
502015 - Maintenance Technician AFSCME	1.00
502016 - Field Services Technician AFSCME 1	40.00
502018 - Materials Management Specialist	1.00
502019 - Field Services Coordinations Specialist	2.00
502040 - Field Services Technician Teamsters 2	1.00
502045 - Field Service Technician AFSCME 1A	5.00
8653080 - Executive Management Team	3.00

**City of Detroit**  
Fiscal Year 2024-2025 Budget

**Department 48 - Water Department  
Personnel Services**

Fund	Appropriation Cost Center Classification	Full-Time Equivalent
	<b>482435 - WDWSR-R Lead Service</b>	<b>4.00</b>
	502005 - Team Leader	1.00
	502011 - Inspector 1	2.00
	8653080 - Executive Management Team	1.00
	<b>20168 - WDWSR-R Compliance</b>	<b>95.00</b>
	<b>483101 - WDWSR-R General Counsel</b>	<b>9.00</b>
	501018 - Associate General Counsel 1	1.00
	501025 - Professional Administrative Analyst 1	1.00
	501031 - Office Support Specialist 1	1.00
	501036 - Associate General Counsel 2	1.00
	8653080 - Executive Management Team	3.00
	929101 - Administrative Special Services Staff 1	1.00
	929108 - Administrative Special Services Staff 3 Exempt	1.00
	<b>483201 - WDWSR-R Org Development</b>	<b>11.00</b>
	501008 - Organizational Development Director	1.00
	501014 - Manager	3.00
	501024 - Human Resources Generalist	4.00
	501025 - Professional Administrative Analyst 1	1.00
	501051 - Professional Administrative Analyst 2	1.00
	8653080 - Executive Management Team	1.00
	<b>483301 - WDWSR-R Info Technology</b>	<b>35.00</b>
	501007 - IT Director	1.00
	501011 - IT Manager Applications Delivery	1.00
	501013 - IT Manager Customer Service Delivery	1.00
	501014 - Manager	1.00
	501016 - Applications Analyst 1	2.00
	501034 - Applications Analyst 2	3.00
	501035 - Applications Analyst 3	7.00
	501040 - Data Base Administrator 3	2.00
	501042 - Infrastructure Administrator 2	2.00
	501043 - Infrastructure Administrator 3	2.00
	501045 - IT Project Manager 3	2.00
	501051 - Professional Administrative Analyst 2	1.00
	501055 - Service Desk Analyst 2	4.00
	501056 - Service Desk Analyst 3	1.00
	502041 - Gis Analyst 2	3.00
	8653080 - Executive Management Team	1.00

**City of Detroit**  
Fiscal Year 2024-2025 Budget

**Department 48 - Water Department  
Personnel Services**

Fund	Appropriation Cost Center Classification	Full-Time Equivalent
	929107 - Administrative Special Services Staff 2 Exempt	1.00
	<b>483411 - WDWSR-Compliance-Security</b>	<b>34.00</b>
	501014 - Manager	2.00
	501023 - Environmental Health Safety Coordinator 1	5.00
	501025 - Professional Administrative Analyst 1	1.00
	502005 - Team Leader	2.00
	503003 - Security Lieutenant	1.00
	503006 - Security Officer	22.00
	8653080 - Executive Management Team	1.00
	<b>483421 - WDWSR-Compliance-Public Affairs</b>	<b>6.00</b>
	501014 - Manager	1.00
	501017 - Public Affairs Officer	1.00
	501028 - Public Affairs Specialist 1	3.00
	501053 - Public Affairs Specialist 2	1.00
	<b>20169 - WDWSR-Finance</b>	<b>75.00</b>
	<b>484001 - WDWSR-Chief Financial Officer</b>	<b>5.00</b>
	501051 - Professional Administrative Analyst 2	1.00
	8653080 - Executive Management Team	3.00
	929108 - Administrative Special Services Staff 3 Exempt	1.00
	<b>484111 - WDWSR-Finance.</b>	<b>13.00</b>
	501022 - Accountant 1	2.00
	501025 - Professional Administrative Analyst 1	5.00
	501051 - Professional Administrative Analyst 2	1.00
	501052 - Professional Administrative Analyst 3	1.00
	8653080 - Executive Management Team	3.00
	929103 - Administrative Special Services Staff 3	1.00
	<b>484121 - WDWSR-Procurement</b>	<b>26.00</b>
	501014 - Manager	1.00
	501025 - Professional Administrative Analyst 1	1.00
	501027 - Procurement Specialist 1	1.00
	501049 - Procurement Specialist 2	3.00
	501050 - Procurement Specialist 3	6.00
	501051 - Professional Administrative Analyst 2	1.00
	502005 - Team Leader	3.00
	502018 - Materials Management Specialist	6.00
	8653080 - Executive Management Team	4.00
	<b>484131 - WDWSR-Treasury</b>	<b>4.00</b>

**City of Detroit**  
Fiscal Year 2024-2025 Budget

**Department 48 - Water Department  
Personnel Services**

Fund	Appropriation Cost Center Classification	Full-Time Equivalent
	501014 - Manager	1.00
	501025 - Professional Administrative Analyst 1	2.00
	501051 - Professional Administrative Analyst 2	1.00
	<b>484151 - WDWSR- R Budget</b>	<b>3.00</b>
	501051 - Professional Administrative Analyst 2	2.00
	8653080 - Executive Management Team	1.00
	<b>484161 - WDWSR-R Billing &amp; Collect</b>	<b>22.00</b>
	501014 - Manager	2.00
	501025 - Professional Administrative Analyst 1	1.00
	501037 - Customer Service Specialist 2	6.00
	501038 - Customer Service Specialist 3	5.00
	501051 - Professional Administrative Analyst 2	1.00
	501052 - Professional Administrative Analyst 3	1.00
	502005 - Team Leader	4.00
	8653080 - Executive Management Team	2.00
	<b>484171 - WDWSR-R Internal Audit</b>	<b>2.00</b>
	501014 - Manager	1.00
	501051 - Professional Administrative Analyst 2	1.00
	<b>20170 - WDWSR-R Customer Service</b>	<b>88.00</b>
	<b>485111 - WDWSR-R Customer Service.</b>	<b>88.00</b>
	501004 - Chief Customer Service Officer	1.00
	501014 - Manager	2.00
	501025 - Professional Administrative Analyst 1	2.00
	501029 - Customer Service Specialist 1	45.00
	501037 - Customer Service Specialist 2	6.00
	501038 - Customer Service Specialist 3	15.00
	501048 - Customer Service Specialist 4	5.00
	502005 - Team Leader	7.00
	8653080 - Executive Management Team	5.00
<b>Total FTE</b>		<b>650.00</b>

**City of Detroit**  
Fiscal Year 2024-2025 Budget

**Department 49 - Sewerage Department  
Personnel Services**

<b>Fund</b>	<b>Appropriation</b>	<b>Cost Center</b>	<b>Classification</b>	<b>Full-Time Equivalent</b>
	<b>5820 - DWSD-R - Sewerage</b>			<b>28.00</b>
	<b>20178 - SDWSD-R Operations</b>			<b>28.00</b>
	<b>492223 - SDWSD- R Storm Drainage</b>			<b>28.00</b>
		501014 - Manager		2.00
		501025 - Professional Administrative Analyst 1		2.00
		501038 - Customer Service Specialist 3		2.00
		501048 - Customer Service Specialist 4		3.00
		502002 - Field Services Director		1.00
		502003 - Engineer 1		4.00
		502005 - Team Leader		3.00
		502011 - Inspector 1		3.00
		502034 - Engineer 2		2.00
		502035 - Engineer 3		4.00
		502038 - Engineering Technician 3		1.00
		502043 - Inspector 2		1.00
	<b>Total FTE</b>			<b>28.00</b>

**City of Detroit**  
Fiscal Year 2024-2025 Budget

**Department 50 - Office of the Auditor General  
Personnel Services**

<b>Fund</b>	<b>Appropriation</b>	<b>Cost Center</b>	<b>Classification</b>	<b>Full-Time Equivalent</b>
<b>1000 - General Fund</b>				<b>21.00</b>
	<b>28500 - Internal Controls Auditing</b>			<b>21.00</b>
			<b>500010 - OAG Administration</b>	<b>3.00</b>
			010101 - Deputy Auditor General	1.00
			010106 - Auditor General	1.00
			013376 - Executive Administrative Assistant 2	1.00
			<b>500020 - Auditing Operations</b>	<b>18.00</b>
			13201102 - Auditor 2	4.00
			13201103 - Auditor 3	7.00
			13201104 - Auditor 4	3.00
			13201112 - Supervisory Auditor 4	1.00
			13201127 - Auditor Manager 4 Auditor General	1.00
			13201128 - Auditor Manager 3 - Auditor General	2.00
<b>Total FTE</b>				<b>21.00</b>

City of Detroit  
Fiscal Year 2024-2025 Budget

Department 51 - Board of Zoning Appeals  
Personnel Services

<b>Fund</b>				<b>Full-Time Equivalent</b>
<b>Appropriation</b>	<b>Cost Center</b>	<b>Classification</b>		
<b>1000 - General Fund</b>				<b>4.00</b>
<b>27510 - Zoning &amp; Land Use Controls</b>				<b>4.00</b>
<b>510010 - Board of Zoning Appeals Administration</b>				<b>4.00</b>
	012063 - Director Board Of Zoning Appeals			1.00
	013376 - Executive Administrative Assistant 2			1.00
	199034 - Zoning Inspector Zoning Appeals			1.00
	43601102 - Administrative Assistant 2			1.00
<b>Total FTE</b>				<b>4.00</b>



**City of Detroit**  
Fiscal Year 2024-2025 Budget

**Department 52 - City Council  
Personnel Services**

<b>Fund</b>	<b>Full-Time Equivalent</b>
<b>Appropriation</b>	
<b>Cost Center</b>	
<b>Classification</b>	
<b>1000 - General Fund</b>	<b>133.00</b>
<b>26520 - Historic Property Designation</b>	<b>1.00</b>
<b>520120 - Historic Designation Advisory Board</b>	<b>1.00</b>
929107 - Administrative Special Services Staff 2 Exempt	1.00
<b>28520 - Legislative Administration</b>	<b>47.00</b>
<b>520005 - Legislative Policy Division</b>	<b>33.00</b>
011140 - City Council Legislative Policy Division Director	1.00
011142 - City Council Legislative Policy Division Deputy Di	1.00
011143 - City Council Legislative Policy Division Fiscal An	3.00
011144 - City Council Legislative Policy Division Legal Ana	5.00
011145 - City Council Legislative Policy Division Staff Ana	3.00
011147 - City Council Legislative Policy Division Planner 2	3.00
011149 - City Council Legislative Policy Division Planner 4	3.00
011151 - City Council Legislative Policy Division Historic	2.00
011152 - City Council Legislative Policy Division Historic	1.00
011153 - City Council Legislative Policy Division Senior Hi	1.00
011156 - City Council Legislative Policy Division Administr	1.00
011157 - City Council Legislative Policy Division Administr	2.00
011158 - City Council Legislative Policy Division Administr	1.00
011201 - Director City Planning Commission	1.00
011355 - Deputy Director City Planning Commission	1.00
929101 - Administrative Special Services Staff 1	1.00
929102 - Administrative Special Services Staff 2	3.00
<b>520009 - City Council Appointed Board of Review</b>	<b>10.00</b>
011360 - Director Of Board Of Review	1.00
929102 - Administrative Special Services Staff 2	9.00
<b>520016 - City Council Administration</b>	<b>4.00</b>
011124 - City Council Administrative Assistant 3	1.00
011125 - City Council Administrative Assistant 4	1.00
929107 - Administrative Special Services Staff 2 Exempt	2.00
<b>28521 - City Council Member At Large 1</b>	<b>12.00</b>
<b>520305 - Council Member At Large 1</b>	<b>12.00</b>
011109 - City Council Administrative Assistant 2	1.00
011124 - City Council Administrative Assistant 3	5.00
011125 - City Council Administrative Assistant 4	1.00
929101 - Administrative Special Services Staff 1	1.00
929106 - Administrative Special Services Staff 1 Exempt	3.00

**City of Detroit**  
Fiscal Year 2024-2025 Budget

**Department 52 - City Council  
Personnel Services**

<b>Fund</b>	<b>Full-Time Equivalent</b>
<b>Appropriation</b>	
<b>Cost Center</b>	
<b>Classification</b>	
929107 - Administrative Special Services Staff 2 Exempt	1.00
<b>28522 - City Council Member At Large 2</b>	<b>10.00</b>
<b>520310 - Council Member At Large 2</b>	<b>10.00</b>
011109 - City Council Administrative Assistant 2	3.00
011124 - City Council Administrative Assistant 3	3.00
929101 - Administrative Special Services Staff 1	1.00
929107 - Administrative Special Services Staff 2 Exempt	3.00
<b>28523 - City Council - District 1 Council Member</b>	<b>9.00</b>
<b>520315 - District 1 Council Member</b>	<b>9.00</b>
011109 - City Council Administrative Assistant 2	3.00
011124 - City Council Administrative Assistant 3	4.00
929107 - Administrative Special Services Staff 2 Exempt	1.00
929108 - Administrative Special Services Staff 3 Exempt	1.00
<b>28524 - City Council - District 2 Council Member</b>	<b>10.00</b>
<b>520320 - District 2 Council Member</b>	<b>10.00</b>
011109 - City Council Administrative Assistant 2	1.00
011124 - City Council Administrative Assistant 3	3.00
011125 - City Council Administrative Assistant 4	1.00
929101 - Administrative Special Services Staff 1	1.00
929102 - Administrative Special Services Staff 2	2.00
929106 - Administrative Special Services Staff 1 Exempt	1.00
929107 - Administrative Special Services Staff 2 Exempt	1.00
<b>28525 - City Council - District 3 Council Member</b>	<b>10.00</b>
<b>520325 - District 3 Council Member</b>	<b>10.00</b>
011109 - City Council Administrative Assistant 2	1.00
011124 - City Council Administrative Assistant 3	3.00
011133 - City Council Administrative Assistant 5	2.00
929101 - Administrative Special Services Staff 1	3.00
929102 - Administrative Special Services Staff 2	1.00
<b>28526 - City Council - District 4 Council Member</b>	<b>8.00</b>
<b>520330 - District 4 Council Member</b>	<b>8.00</b>
011109 - City Council Administrative Assistant 2	2.00
011124 - City Council Administrative Assistant 3	2.00
011125 - City Council Administrative Assistant 4	2.00
929107 - Administrative Special Services Staff 2 Exempt	2.00
<b>28527 - City Council - District 5 Council Member</b>	<b>10.00</b>
<b>520335 - District 5 Council Member</b>	<b>10.00</b>

**City of Detroit**  
Fiscal Year 2024-2025 Budget

**Department 52 - City Council  
Personnel Services**

Fund Appropriation Cost Center Classification	Full-Time Equivalent
011124 - City Council Administrative Assistant 3	4.00
929107 - Administrative Special Services Staff 2 Exempt	5.00
929108 - Administrative Special Services Staff 3 Exempt	1.00
<b>28528 - City Council - District 6 Council Member</b>	<b>8.00</b>
<b>520340 - District 6 Council Member</b>	<b>8.00</b>
011109 - City Council Administrative Assistant 2	1.00
011124 - City Council Administrative Assistant 3	3.00
011125 - City Council Administrative Assistant 4	2.00
929101 - Administrative Special Services Staff 1	2.00
<b>28529 - City Council - District 7 Council Member</b>	<b>8.00</b>
<b>520345 - District 7 Council Member</b>	<b>8.00</b>
011124 - City Council Administrative Assistant 3	3.00
011125 - City Council Administrative Assistant 4	1.00
929107 - Administrative Special Services Staff 2 Exempt	2.00
929108 - Administrative Special Services Staff 3 Exempt	2.00
<b>Total FTE</b>	<b>133.00</b>

**City of Detroit**  
Fiscal Year 2024-2025 Budget

**Department 53 - Office of the Ombudsperson  
Personnel Services**

Fund	Full-Time Equivalent
Appropriation	
Cost Center	
Classification	
<b>1000 - General Fund</b>	<b>12.00</b>
<b>28530 - Community Engagement - Ombudsperson</b>	<b>12.00</b>
<b>530010 - Ombudsperson Administration &amp; Operations</b>	<b>12.00</b>
010190 - City Ombudsman	1.00
010191 - Deputy City Ombudsman	1.00
011501 - Assistant Ombudsman Grade 4	2.00
011502 - Assistant Ombudsman Grade 3	6.00
011503 - Assistant Ombudsman Grade 2	2.00
<b>Total FTE</b>	<b>12.00</b>

**City of Detroit**  
Fiscal Year 2024-2025 Budget

**Department 54 - Office of the Inspector General  
Personnel Services**

Fund	Full-Time Equivalent
Appropriation	
Cost Center	
Classification	
<b>1000 - General Fund</b>	<b>11.00</b>
<b>28540 - OIG Investigations &amp; Accountability</b>	<b>11.00</b>
<b>540010 - Office of the Inspector General</b>	<b>11.00</b>
010135 - Inspector General	1.00
010149 - Deputy Inspector General	1.00
011710 - Investigator Office Of Inspector General	2.00
011715 - Attorney Office Of The Inspector General	1.00
011716 - Associate Attorney Office Of the Inspector General	1.00
011720 - Forensic Auditor Office Of Inspector General	2.00
013373 - Executive Administrative Assistant 1	1.00
013376 - Executive Administrative Assistant 2	1.00
15112102 - Information Technology Specialist Systems Analyst	1.00
<b>Total FTE</b>	<b>11.00</b>

City of Detroit  
Fiscal Year 2024-2025 Budget

Department 60 - 36th District Court  
Personnel Services

<b>Fund</b>	<b>Appropriation</b>	<b>Cost Center</b>	<b>Classification</b>	<b>Full-Time Equivalent</b>
<b>1000 - General Fund</b>				<b>325.00</b>
	<b>29600 - 36th District Court Administration</b>			<b>325.00</b>
		<b>600010 - Direct Costs</b>		<b>29.00</b>
		913051 - Judge 36Th District Court		29.00
		<b>600014 - District Court Operations</b>		<b>296.00</b>
		950101 - Detroit Judicial Council Staff		296.00
<b>Total FTE</b>				<b>325.00</b>

**City of Detroit**  
Fiscal Year 2024-2025 Budget

**Department 70 - City Clerk  
Personnel Services**

<b>Fund</b>	<b>Appropriation</b>	<b>Cost Center</b>	<b>Classification</b>	<b>Full-Time Equivalent</b>
<b>1000 - General Fund</b>				<b>27.00</b>
	<b>28700 - City Clerk Administration</b>			<b>27.00</b>
			<b>700010 - Office of the City Clerk</b>	<b>16.00</b>
			010131 - Deputy City Clerk	1.00
			010915 - Manager 1 City Clerk	1.00
			012041 - Principal Clerk	4.00
			013376 - Executive Administrative Assistant 2	2.00
			81012051 - Head Clerk	1.00
			831101 - Elections Clerical Assistant Limited Service	2.00
			929101 - Administrative Special Services Staff 1	2.00
			929102 - Administrative Special Services Staff 2	2.00
			929108 - Administrative Special Services Staff 3 Exempt	1.00
			<b>700030 - City Council Support Staff</b>	<b>11.00</b>
			014043 - Junior Assistant City Council Committee Clerk	3.00
			014045 - Assistant City Council Committee Clerk	4.00
			014049 - Senior Assistant City Council Committee Clerk	2.00
			014057 - City Council Committee Clerk	2.00
<b>Total FTE</b>				<b>27.00</b>

**City of Detroit**  
Fiscal Year 2024-2025 Budget

**Department 71 - Department of Elections  
Personnel Services**

Fund	Full-Time Equivalent
Appropriation	
Cost Center	
Classification	
<b>1000 - General Fund</b>	<b>125.00</b>
<b>28710 - Effective Governance - City Elections</b>	<b>125.00</b>
<b>710010 - Elections Administration</b>	<b>20.00</b>
010177 - Director Department Of Elections	1.00
010178 - Deputy Director Department Of Elections	2.00
010819 - Manager 2 Elections	1.00
013373 - Executive Administrative Assistant 1	1.00
013376 - Executive Administrative Assistant 2	4.00
019252 - Elections Specialist	1.00
929101 - Administrative Special Services Staff 1	7.00
929102 - Administrative Special Services Staff 2	1.00
929108 - Administrative Special Services Staff 3 Exempt	2.00
<b>710011 - Computer Systems Support</b>	<b>10.00</b>
010927 - Manager 1 Elections	2.00
013131 - Office Assistant 3	1.00
019252 - Elections Specialist	1.00
929101 - Administrative Special Services Staff 1	4.00
929102 - Administrative Special Services Staff 2	1.00
929107 - Administrative Special Services Staff 2 Exempt	1.00
<b>710012 - Registration</b>	<b>62.00</b>
012031 - Senior Clerk	1.00
012041 - Principal Clerk	16.00
013121 - Office Assistant 2	1.00
013131 - Office Assistant 3	13.00
013373 - Executive Administrative Assistant 1	2.00
019252 - Elections Specialist	2.00
075561 - Elections Training Coordinator	1.00
81012051 - Head Clerk	6.00
813121 - Office Assistant 2 Election	1.00
831101 - Elections Clerical Assistant Limited Service	13.00
929101 - Administrative Special Services Staff 1	5.00
929102 - Administrative Special Services Staff 2	1.00
<b>710014 - Equipment Management Support</b>	<b>17.00</b>
019252 - Elections Specialist	3.00
057011 - Election Service Technician	5.00
057031 - Senior Election Service Technician	2.00
057041 - Supervising Election Service Technician	2.00



**City of Detroit**  
Fiscal Year 2024-2025 Budget

**Department 71 - Department of Elections  
Personnel Services**

Fund Appropriation Cost Center Classification	Full-Time Equivalent
929101 - Administrative Special Services Staff 1	5.00
<b>710016 - Elections Training</b>	<b>12.00</b>
010167 - Deputy Director Employment And Training Department	1.00
012041 - Principal Clerk	1.00
013131 - Office Assistant 3	2.00
057041 - Supervising Election Service Technician	2.00
075521 - Senior Training Specialist	1.00
075531 - Principal Training Specialist	1.00
81012051 - Head Clerk	1.00
929101 - Administrative Special Services Staff 1	2.00
929102 - Administrative Special Services Staff 2	1.00
<b>710028 - Technical Service &amp; Supply Support</b>	<b>4.00</b>
057011 - Election Service Technician	3.00
057031 - Senior Election Service Technician	1.00
<b>Total FTE</b>	<b>125.00</b>

**City of Detroit**  
Fiscal Year 2024-2025 Budget

**Department 72 - Detroit Public Library  
Personnel Services**

Fund	Full-Time Equivalent
Appropriation	
Cost Center	
Classification	
<b>3001 - Library</b>	<b>319.00</b>
<b>26720 - Library Collections Management</b>	<b>44.00</b>
<b>720025 - Library Circulation</b>	<b>6.00</b>
441002 - Library Customer Support Representative 1 Hourly	1.00
441171 - Library Customer Experience Manager	1.00
449002 - Library Senior Customer Representative	2.00
449003 - Library Office Support Assistant 2	1.00
449005 - Library Principal Clerk	1.00
<b>720033 - Children's Library Services</b>	<b>1.00</b>
441178 - Library Technical Training Associate	1.00
<b>720042 - Popular Library</b>	<b>8.00</b>
441028 - Librarian 2	3.00
441038 - Librarian 3	2.00
441053 - Library Department Manager	1.00
449002 - Library Senior Customer Representative	2.00
<b>720045 - Clerical Assistance - Main</b>	<b>11.00</b>
441002 - Library Customer Support Representative 1 Hourly	11.00
<b>720114 - Business, Science, &amp; Technology (BST)</b>	<b>11.00</b>
441028 - Librarian 2	5.00
441038 - Librarian 3	1.00
441053 - Library Department Manager	2.00
441178 - Library Technical Training Associate	2.00
449042 - Library Technical Services Assistant	1.00
<b>720265 - Special Collections: Burton, MRL, Automotive</b>	<b>4.00</b>
441028 - Librarian 2	1.00
441038 - Librarian 3	2.00
441055 - Library Coordinator Of Major Library Activity Grad	1.00
<b>720275 - Clerical Assistance Branches</b>	<b>1.00</b>
441002 - Library Customer Support Representative 1 Hourly	1.00
<b>720510 - Library Data Processing</b>	<b>2.00</b>
441038 - Librarian 3	1.00
441053 - Library Department Manager	1.00
<b>27720 - Library Enrichment Programs</b>	<b>11.00</b>
<b>720033 - Children's Library Services</b>	<b>10.00</b>
441028 - Librarian 2	3.00
441038 - Librarian 3	1.00
441053 - Library Department Manager	2.00

**City of Detroit**  
Fiscal Year 2024-2025 Budget

**Department 72 - Detroit Public Library  
Personnel Services**

Fund	Appropriation Cost Center Classification	Full-Time Equivalent
	441178 - Library Technical Training Associate	2.00
	449003 - Library Office Support Assistant 2	2.00
	<b>720044 - TIP &amp;TRC</b>	<b>1.00</b>
	441001 - Library PreProfessional Assistant	1.00
	<b>27721 - Library - Branch Services</b>	<b>164.00</b>
	<b>720025 - Library Circulation</b>	<b>1.00</b>
	441053 - Library Department Manager	1.00
	<b>720045 - Clerical Asistance - Main</b>	<b>6.50</b>
	441002 - Library Customer Support Representative 1 Hourly	6.50
	<b>720114 - Business, Science, &amp; Technology (BST)</b>	<b>2.00</b>
	441001 - Library PreProfessional Assistant	2.00
	<b>720210 - Chaney</b>	<b>5.00</b>
	441028 - Librarian 2	1.00
	441038 - Librarian 3	2.00
	441053 - Library Department Manager	1.00
	449002 - Library Senior Customer Representative	1.00
	<b>720220 - Hubbard</b>	<b>2.00</b>
	441001 - Library PreProfessional Assistant	1.00
	441053 - Library Department Manager	1.00
	<b>720230 - Redford</b>	<b>6.50</b>
	441002 - Library Customer Support Representative 1 Hourly	1.00
	441028 - Librarian 2	1.50
	441038 - Librarian 3	1.00
	441178 - Library Technical Training Associate	1.00
	449002 - Library Senior Customer Representative	1.00
	449060 - Library Branch Custodian	1.00
	<b>720240 - Campbell</b>	<b>7.00</b>
	441002 - Library Customer Support Representative 1 Hourly	3.00
	441038 - Librarian 3	2.00
	441053 - Library Department Manager	1.00
	449002 - Library Senior Customer Representative	1.00
	<b>720250 - Lincoln</b>	<b>6.00</b>
	441002 - Library Customer Support Representative 1 Hourly	1.00
	441038 - Librarian 3	1.00
	441053 - Library Department Manager	2.00
	441178 - Library Technical Training Associate	1.00
	449002 - Library Senior Customer Representative	1.00

**City of Detroit**  
Fiscal Year 2024-2025 Budget

**Department 72 - Detroit Public Library  
Personnel Services**

Fund	Appropriation	Cost Center	Classification	Full-Time Equivalent
	<b>720260 - Jefferson</b>			<b>7.00</b>
		441028 - Librarian 2		1.00
		441038 - Librarian 3		2.00
		441053 - Library Department Manager		2.00
		441056 - Library Assistant Director		1.00
		441178 - Library Technical Training Associate		1.00
	<b>720265 - Special Collections: Burton, MRL, Automotive</b>			<b>1.00</b>
		441053 - Library Department Manager		1.00
	<b>720270 - Chase</b>			<b>2.00</b>
		441002 - Library Customer Support Representative 1 Hourly		1.00
		441178 - Library Technical Training Associate		1.00
	<b>720275 - Clerical Assistance Branches</b>			<b>29.00</b>
		441002 - Library Customer Support Representative 1 Hourly		29.00
	<b>720290 - Franklin</b>			<b>3.00</b>
		441028 - Librarian 2		2.00
		449002 - Library Senior Customer Representative		1.00
	<b>720300 - SIR/Douglass</b>			<b>16.00</b>
		441002 - Library Customer Support Representative 1 Hourly		3.00
		441028 - Librarian 2		3.00
		441038 - Librarian 3		3.00
		441055 - Library Coordinator Of Major Library Activity Grad		1.00
		441178 - Library Technical Training Associate		1.00
		449003 - Library Office Support Assistant 2		2.00
		449024 - Library Bookmobile Operator		2.00
		449060 - Library Branch Custodian		1.00
	<b>720310 - Elmwood Park</b>			<b>6.00</b>
		441028 - Librarian 2		2.00
		441038 - Librarian 3		1.00
		441053 - Library Department Manager		1.00
		441178 - Library Technical Training Associate		2.00
	<b>720320 - Parkman</b>			<b>9.00</b>
		441028 - Librarian 2		2.00
		441038 - Librarian 3		2.00
		441053 - Library Department Manager		1.00
		441178 - Library Technical Training Associate		2.00
		449042 - Library Technical Services Assistant		1.00
		449060 - Library Branch Custodian		1.00

**City of Detroit**  
Fiscal Year 2024-2025 Budget

**Department 72 - Detroit Public Library  
Personnel Services**

Fund	Appropriation Cost Center Classification	Full-Time Equivalent
	<b>720330 - Wilder</b>	<b>4.00</b>
	441001 - Library PreProfessional Assistant	1.00
	441038 - Librarian 3	1.00
	441053 - Library Department Manager	1.00
	449002 - Library Senior Customer Representative	1.00
	<b>720340 - Conely</b>	<b>6.00</b>
	441002 - Library Customer Support Representative 1 Hourly	2.00
	441028 - Librarian 2	2.00
	441038 - Librarian 3	1.00
	441178 - Library Technical Training Associate	1.00
	<b>720350 - Chandler Park</b>	<b>5.00</b>
	441028 - Librarian 2	1.00
	441038 - Librarian 3	2.00
	441053 - Library Department Manager	1.00
	449002 - Library Senior Customer Representative	1.00
	<b>720360 - Bowen</b>	<b>4.00</b>
	441028 - Librarian 2	1.00
	441038 - Librarian 3	1.00
	441053 - Library Department Manager	1.00
	441178 - Library Technical Training Associate	1.00
	<b>720370 - Knapp</b>	<b>7.00</b>
	441002 - Library Customer Support Representative 1 Hourly	1.00
	441028 - Librarian 2	1.00
	441038 - Librarian 3	1.00
	441053 - Library Department Manager	1.00
	441178 - Library Technical Training Associate	2.00
	449060 - Library Branch Custodian	1.00
	<b>720380 - Edison</b>	<b>10.00</b>
	441002 - Library Customer Support Representative 1 Hourly	3.00
	441028 - Librarian 2	3.00
	441038 - Librarian 3	1.00
	441053 - Library Department Manager	1.00
	441178 - Library Technical Training Associate	2.00
	<b>720390 - Duffield</b>	<b>5.00</b>
	441028 - Librarian 2	1.00
	441038 - Librarian 3	1.00
	441053 - Library Department Manager	1.00

**City of Detroit**  
Fiscal Year 2024-2025 Budget

**Department 72 - Detroit Public Library  
Personnel Services**

Fund	Appropriation Cost Center Classification	Full-Time Equivalent
	441178 - Library Technical Training Associate	1.00
	449002 - Library Senior Customer Representative	1.00
	<b>720400 - Sherwood Forest</b>	<b>6.00</b>
	441028 - Librarian 2	2.00
	441038 - Librarian 3	1.00
	441053 - Library Department Manager	1.00
	441178 - Library Technical Training Associate	2.00
	<b>720410 - Downtown</b>	<b>8.00</b>
	441002 - Library Customer Support Representative 1 Hourly	4.00
	441028 - Librarian 2	2.00
	441038 - Librarian 3	1.00
	441178 - Library Technical Training Associate	1.00
	<b>29720 - Detroit Public Library Administration</b>	<b>100.00</b>
	<b>720002 - DPL - Administrative Services</b>	<b>8.00</b>
	441065 - Library Director Of Public Services	1.00
	441085 - Library Executive Director	1.00
	441086 - Library Chief Officer Of Operations And Customer Experi	1.00
	441088 - Library Chief Financial Officer	1.00
	449010 - Library Administrative Assistant 2	1.00
	449098 - Library Administrative Projects Specialist	3.00
	<b>720033 - Children's Library Services</b>	<b>2.00</b>
	441028 - Librarian 2	2.00
	<b>720045 - Clerical Asistance - Main</b>	<b>4.00</b>
	441002 - Library Customer Support Representative 1 Hourly	3.00
	441028 - Librarian 2	1.00
	<b>720114 - Business, Science, &amp; Technology (BST)</b>	<b>5.00</b>
	441028 - Librarian 2	3.00
	441038 - Librarian 3	2.00
	<b>720452 - DPL - Library Marketing Services</b>	<b>5.00</b>
	441056 - Library Assistant Director	1.00
	449010 - Library Administrative Assistant 2	1.00
	449039 - Library Public Relations Specialist	1.00
	449045 - Library Publications Manager	1.00
	449085 - Library Webmaster	1.00
	<b>720462 - DPL - Director of Technical Services</b>	<b>2.00</b>
	441028 - Librarian 2	1.00
	441178 - Library Technical Training Associate	1.00

**City of Detroit**  
Fiscal Year 2024-2025 Budget

**Department 72 - Detroit Public Library  
Personnel Services**

Fund	Appropriation	Cost Center	Classification	Full-Time Equivalent
	<b>720482 - DPL - Bibliographic</b>			<b>2.00</b>
		441053 - Library Department Manager		1.00
		449042 - Library Technical Services Assistant		1.00
	<b>720492 - DPL - Print Shop</b>			<b>1.00</b>
		441125 - Library Print Shop Manager		1.00
	<b>720502 - DPL - Technical Processing Services</b>			<b>5.00</b>
		441172 - Library Tech Processing Manager		1.00
		441178 - Library Technical Training Associate		2.00
		449003 - Library Office Support Assistant 2		2.00
	<b>720532 - DPL - Director of Information Systems</b>			<b>8.00</b>
		449046 - Library Networks Administrator		2.00
		449047 - Library Senior PcNetwork Maintenance Technician		2.00
		449080 - Library Systems Specialist		1.00
		449097 - Library PcNetwork Maintenance Technician		3.00
	<b>720542 - DPL - Human Resources</b>			<b>7.00</b>
		441056 - Library Assistant Director		1.00
		441090 - Library Director of Human Resources		1.00
		441151 - Library Human Resources Generalist		2.00
		449036 - Library Supervisor Payroll Services		1.00
		449088 - Library Senior Payroll Specialist		1.00
		449096 - Library Payroll Specialist		1.00
	<b>720572 - DPL - Director of Business &amp; Financial Operations</b>			<b>9.00</b>
		441053 - Library Department Manager		1.00
		441056 - Library Assistant Director		1.00
		441155 - Library Senior Accountant		1.00
		441175 - Library Accounts Payable Manager		1.00
		449003 - Library Office Support Assistant 2		3.00
		449005 - Library Principal Clerk		1.00
		449006 - Library Senior Finance Assistant		1.00
	<b>720622 - DPL - Facilities Maintenance</b>			<b>18.00</b>
		441056 - Library Assistant Director		1.00
		449002 - Library Senior Customer Representative		2.00
		449009 - Library Administrative Assistant 1		1.00
		449010 - Library Administrative Assistant 2		1.00
		449016 - Library Senior Duplicating Devices Operator		1.00
		449033 - Library Facilities Manager		1.00
		449043 - Library Chief Refrigeration Equipment Operator Fir		1.00

**City of Detroit**  
Fiscal Year 2024-2025 Budget

**Department 72 - Detroit Public Library  
Personnel Services**

Fund Appropriation Cost Center Classification	Full-Time Equivalent
449051 - Library Hvac Technician	1.00
449057 - Library Park Maintenance Foreman	1.00
449063 - Library Building Trades Worker General	3.00
449065 - Library Finish Carpenter	1.00
449067 - Library Finish Painter	1.00
449069 - Library Plumber	1.00
449070 - Library Electrician	1.00
449093 - Library Refrigeration Equipment Opertor First Clas	1.00
<b>720650 - Security, Maintenance, &amp; Shipping</b>	<b>19.00</b>
441056 - Library Assistant Director	1.00
441178 - Library Technical Training Associate	5.00
449002 - Library Senior Customer Representative	1.00
449025 - Library Security Officer	11.00
449044 - Library Security Manager	1.00
<b>720662 - DPL - Shipping Services</b>	<b>5.00</b>
441178 - Library Technical Training Associate	1.00
449002 - Library Senior Customer Representative	1.00
449005 - Library Principal Clerk	1.00
449023 - Library Delivery Driver	2.00
<b>Total FTE</b>	<b>319.00</b>