

It's Your Budget – Take Part!

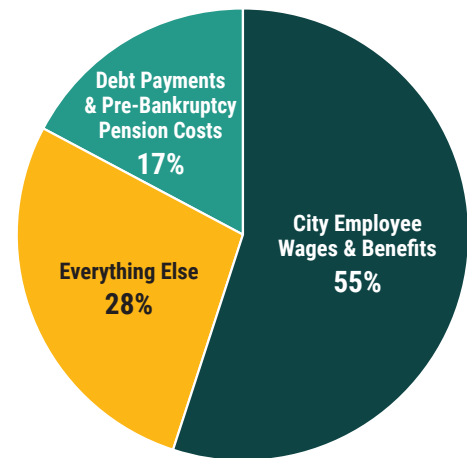
FISCAL YEAR 2025 PUBLIC MEETING & ENGAGEMENT SUMMARY

OFFICE OF BUDGET • CITY OF DETROIT • www.detroitmi.gov/budget

The Budget Office held nine public meetings throughout the fall of 2023. This flyer summarizes what was presented in those meetings. If you would like to learn more, please visit our website at detroitmi.gov/budget.

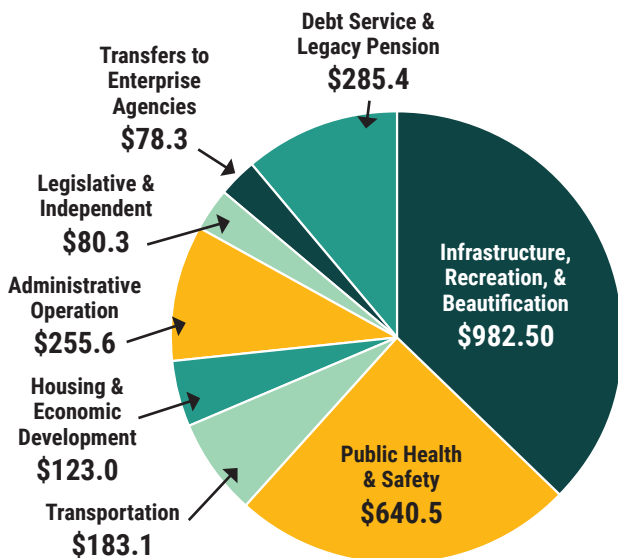
The General Fund is the only fund in the City's budget with some flexibility in how money can be spent. This discretionary component is what we are discussing about the budget in these meetings. It's made up of 3 different spending categories:

- 1 **Wages & Benefits** – 55% of the General Fund goes toward supporting City employees
- 2 **Debt & Pensions** – 17% funds prior investments the City is obligated to pay off over time
- 3 **Everything Else** – 28% supports essential City services and has some flexibility in how it can be spent



FY24 Adopted Budget – General Fund (\$1.3 billion)

FY24 Expenditures by Department Category – All Funds (\$2.6 billion)



Where does the General Fund money come from?

General Fund money comes from five major revenue sources:

1. **Income tax** – \$392.7M
2. **Wagering tax** – \$258.1M
3. **State revenue sharing** – \$224.4M
4. **Property tax** – \$137.4M
5. **Utility users tax** – \$46.3M

How does the City spend its money?

- The City's expenditures exactly equal its revenues to maintain a balanced budget
- The FY24 budget supports approximately 10,800 full-time equivalent (FTE) positions
- The FY24 budget supports an increase of 288.5 FTE positions, supporting departments like Health, General Services, and Water and Sewerage

What else should I know about the budget?

- The City of Detroit brings in millions of dollars every year in grant revenue to supplement the budget
- Schools, libraries, and state or county services are not funded through the City of Detroit's budget but through separate sources



FISCAL YEAR 2025 PUBLIC MEETING & ENGAGEMENT SUMMARY

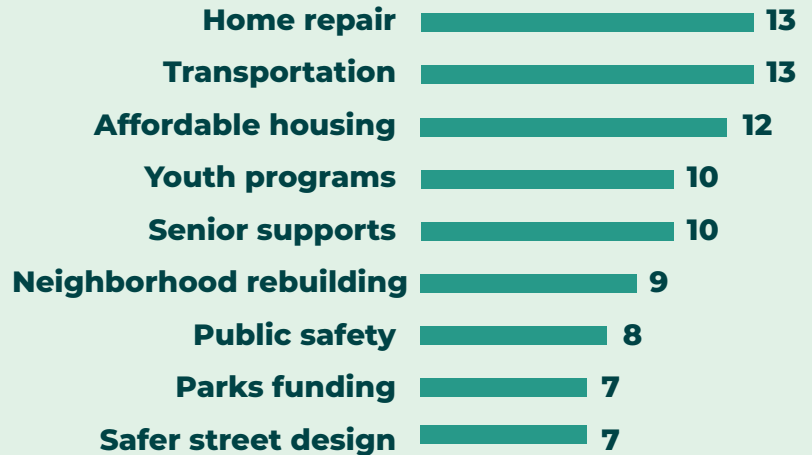
The Budget Office held ten public meetings throughout the fall of 2023. This flyer summarizes public comments shared verbally, via the chat feature in Zoom, or through the online platform Slido. Additional information on public comments will be shared in the Community Outreach Report published in March.

CITYWIDE TOP PRIORITIES BASED ON RANKING POLL

- 1 Home repair
- 2 Affordable housing
- 3 Senior supports
- 4 Illegal dumping
- 5 Transportation
- 6 Litter cleanup
- 7 Code enforcement
- 8 Alley cleanup
- 9 Streetlights

TOP PRIORITIES BASED ON COMMENTS RAISED

Number of comments related to each priority



The Office of Budget received **260** unique comments spanning **74** priority areas.

Note: In each district forum, we provided residents with a poll to rank the top 9 priorities heard last year. The table on the left represents the results from this poll. The table on the right represents the top priorities heard from comments shared outside of the ranked-choice polling question.

TOP PRIORITIES BASED ON COMMENTS RAISED BY DISTRICT

DISTRICT 1	DISTRICT 2	DISTRICT 3	DISTRICT 4	DISTRICT 5	DISTRICT 6	DISTRICT 7
<ol style="list-style-type: none"> 1) Parks funding 2) Public safety 3) Affordable housing 4) Beautification 	<ol style="list-style-type: none"> 1) Affordable housing 2) Transportation 3) Economic equity 4) Home repair 	<ol style="list-style-type: none"> 1) Beautification 2) Public safety 3) Home repair 4) Affordable housing 	<ol style="list-style-type: none"> 1) Safer street design 2) Transportation 3) Parks funding 4) Effective City services 	<ol style="list-style-type: none"> 1) Recreation 2) Transportation 3) Alley cleanup 4) Street repair 	<ol style="list-style-type: none"> 1) Home repair 2) Safer street design 3) Bike infrastructure 4) Streetlights 	<ol style="list-style-type: none"> 1) Senior supports 2) Home repair 3) Disability supports 4) Youth programs

