


David Whitaker, Esq.
Director
Irvin Corley, Jr.
Executive Policy Manager
Marcell R. Todd, Jr.
Director, City Planning
Commission
Janese Chapman
Director, Historic Designation
Advisory Board

John Alexander
LaKisha Barclift, Esq.
Paige Blessman
M. Rory Bolger, Ph.D., FAICP
Lisa DiChiera
Eric Fazzini, AICP
Willene Green
Christopher Gulock, AICP
Derrick Headd

City of Detroit
CITY COUNCIL
LEGISLATIVE POLICY DIVISION
208 Coleman A. Young Municipal Center
Detroit, Michigan 48226
Phone: (313) 224-4946 Fax: (313) 224-4336

Marcel Hurt, Esq.
Kimani Jeffrey
Anthony W. L. Johnson
Phillip Keller, Esq.
Edward King
Kelsey Maas
Jamie Murphy
Latawn Oden
Analine Powers, Ph.D.
W. Akilah Redmond
Rebecca Savage
Sabrina Shockley
Renee Short
Floyd Stanley
Thomas Stephens, Esq.
Timarie Szwed
Theresa Thomas
Ian Tomashik
Ashley A. Wilson

TO: Honorable City Council

FROM: David Whitaker, Director 

DATE: January 12, 2024

RE: City Council Redistricting – An additional option (Option 6) as requested for the revised boundaries for the seven City Council districts.

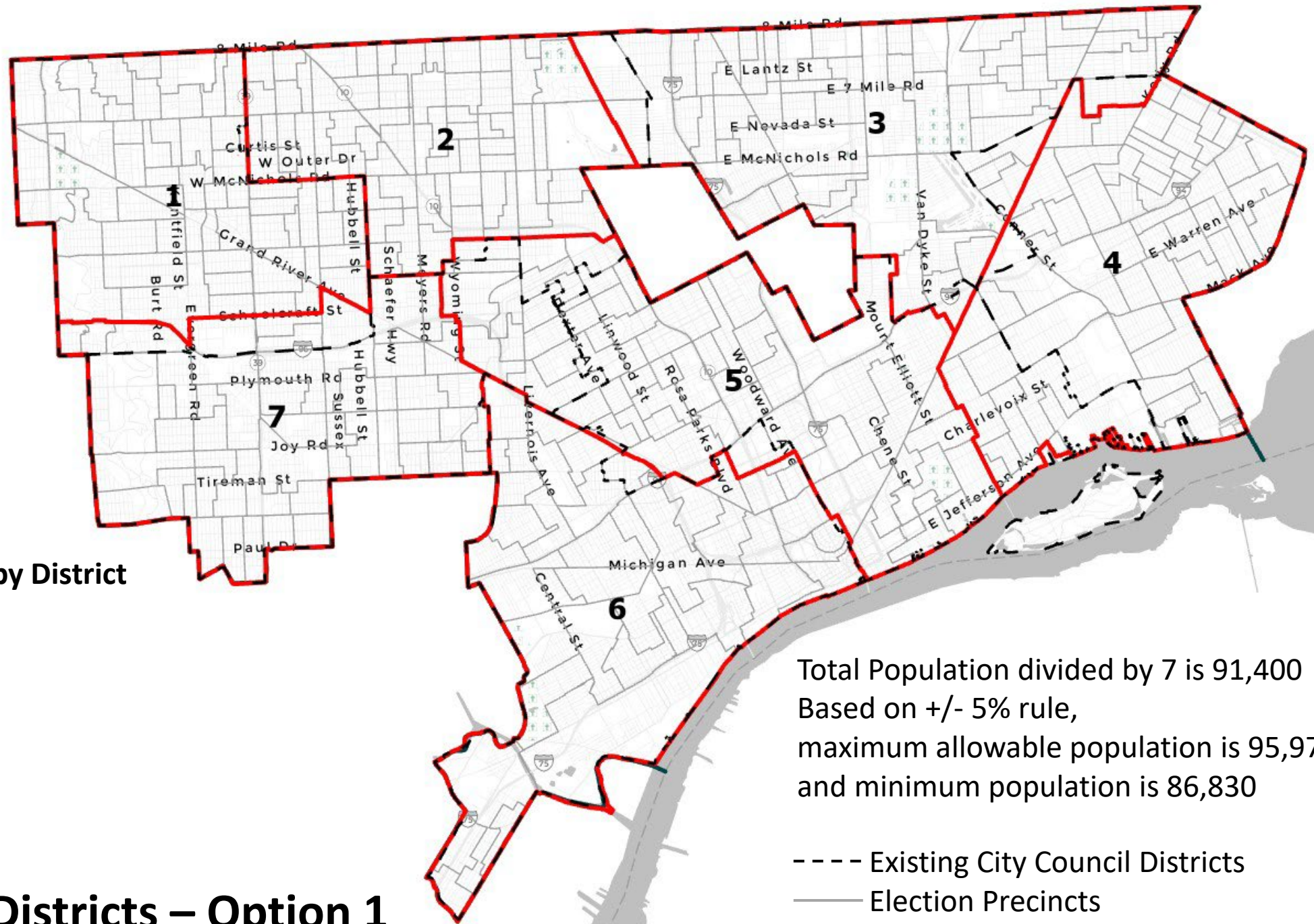
A memorandum dated December 15, 2023 from City Council President Mary Sheffield requested that an additional option be drafted for the revised City Council districts based on 2020 Census population data. Guidance given for this new option was to maintain the current district boundaries as much as possible by utilizing the provision that allows for a slight deviation in population between districts.

The initial five options for the new districts aimed to keep the populations of the newly drawn districts as equal as possible. The sixth option represents a minimalist approach. Unlike our previous approaches, which prioritized district populations as close to the 91,400 average for each district, option 6 seeks to take advantage of the limits of the allowable population thresholds to maximize variance between the district populations and thereby provide flexibility in the distribution of the population across the districts. This allows us to make minimal changes to the existing district boundaries, only making the changes needed to bring the populations of district 3, 4 and 5 above the lower threshold of 86,830, and the populations of the remaining districts below the upper limit of 95,970.

The difference between the highest and lowest populations are still within the 10% deviation as advised by the Law Department and based on applicable case law. The proposed districts in this new option 6 also conform to the other required considerations such as being contiguous, compact, and maintaining communities of interest.

Attached hereto please find a PDF containing all of the redistricting options LPD/CPC has generated at your request, including the most recently requested 6th option.

Attachment: Potential New Districts – Options 1-6



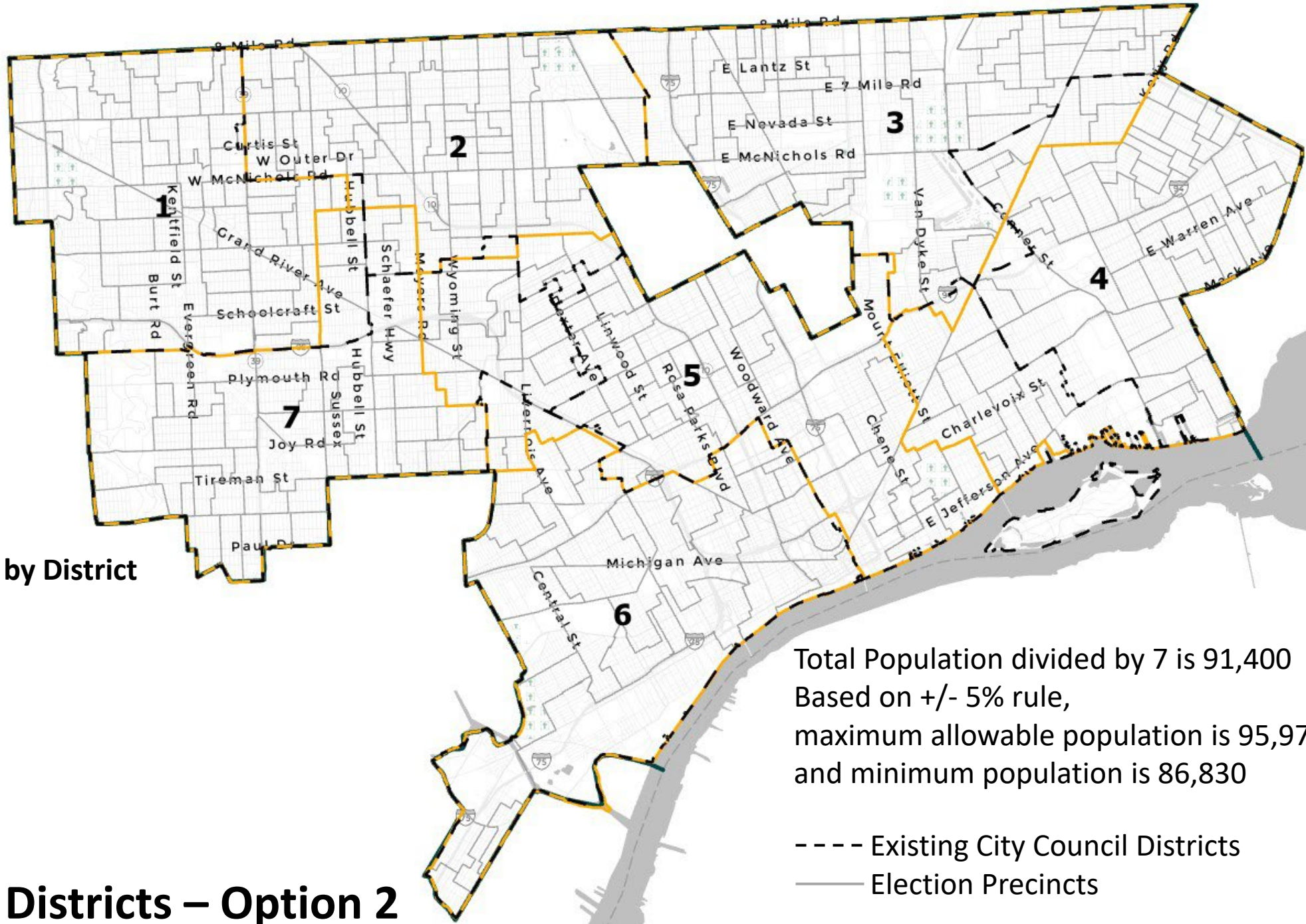
Proposed Population by District

- 1 – 91,659
- 2 – 92,178
- 3 – 91,495
- 4 – 91,154
- 5 – 90,709
- 6 – 91,850
- 7 – 90,755

Total Population divided by 7 is 91,400
 Based on +/- 5% rule,
 maximum allowable population is 95,970
 and minimum population is 86,830

----- Existing City Council Districts
 ——— Election Precincts

Proposed New Districts – Option 1



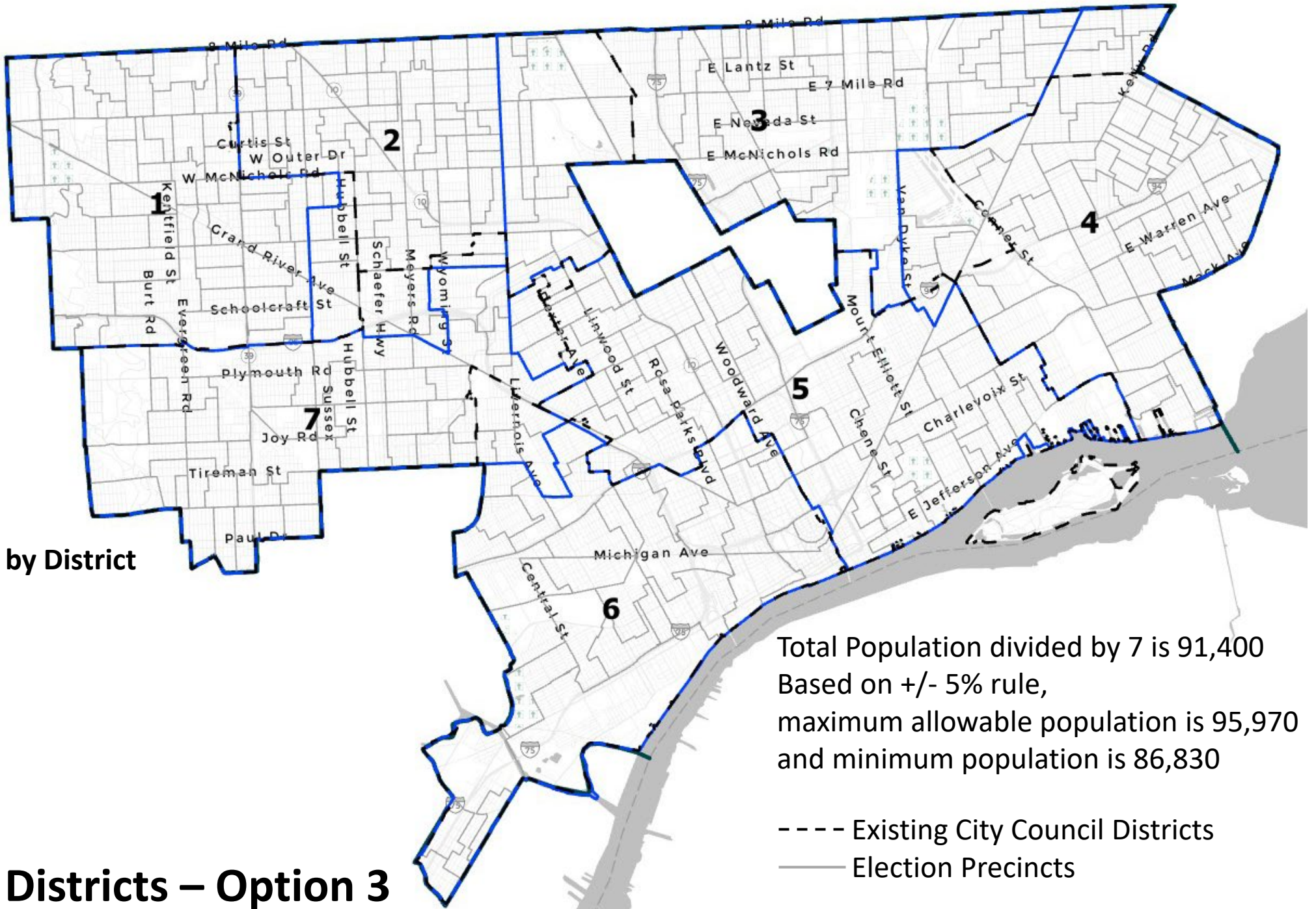
Proposed Population by District

- 1 – 91,032
- 2 – 91,778
- 3 – 91,481
- 4 – 91,260
- 5 – 90,857
- 6 – 91,882
- 7 – 91,510

Total Population divided by 7 is 91,400
 Based on +/- 5% rule,
 maximum allowable population is 95,970
 and minimum population is 86,830

---- Existing City Council Districts
 — Election Precincts

Proposed New Districts – Option 2



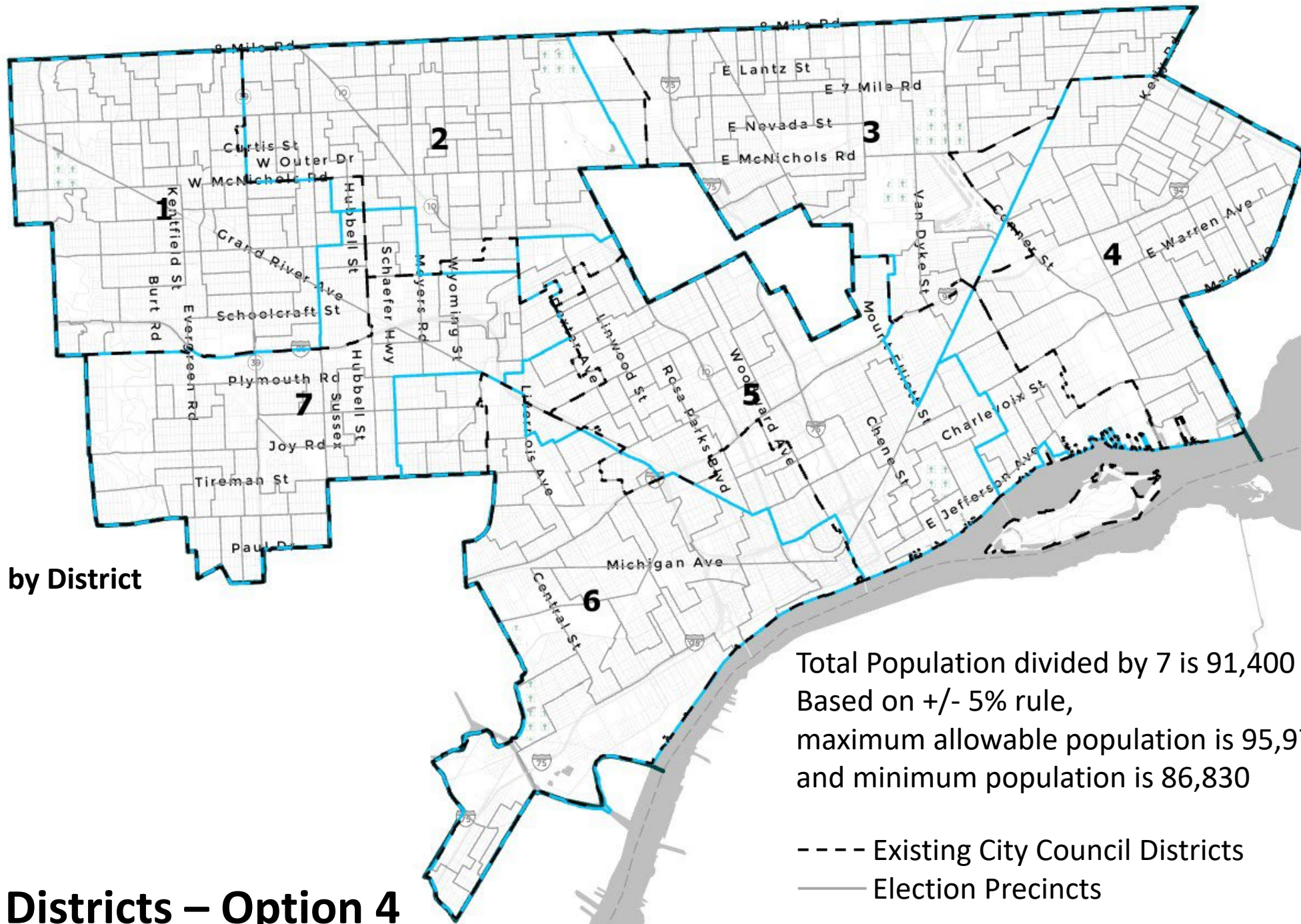
Proposed Population by District

- 1 – 91,032
- 2 – 91,680
- 3 – 91,904
- 4 – 91,371
- 5 – 91,538
- 6 – 91,108
- 7 – 91,167

Total Population divided by 7 is 91,400
 Based on +/- 5% rule,
 maximum allowable population is 95,970
 and minimum population is 86,830

----- Existing City Council Districts
 _____ Election Precincts

Proposed New Districts – Option 3



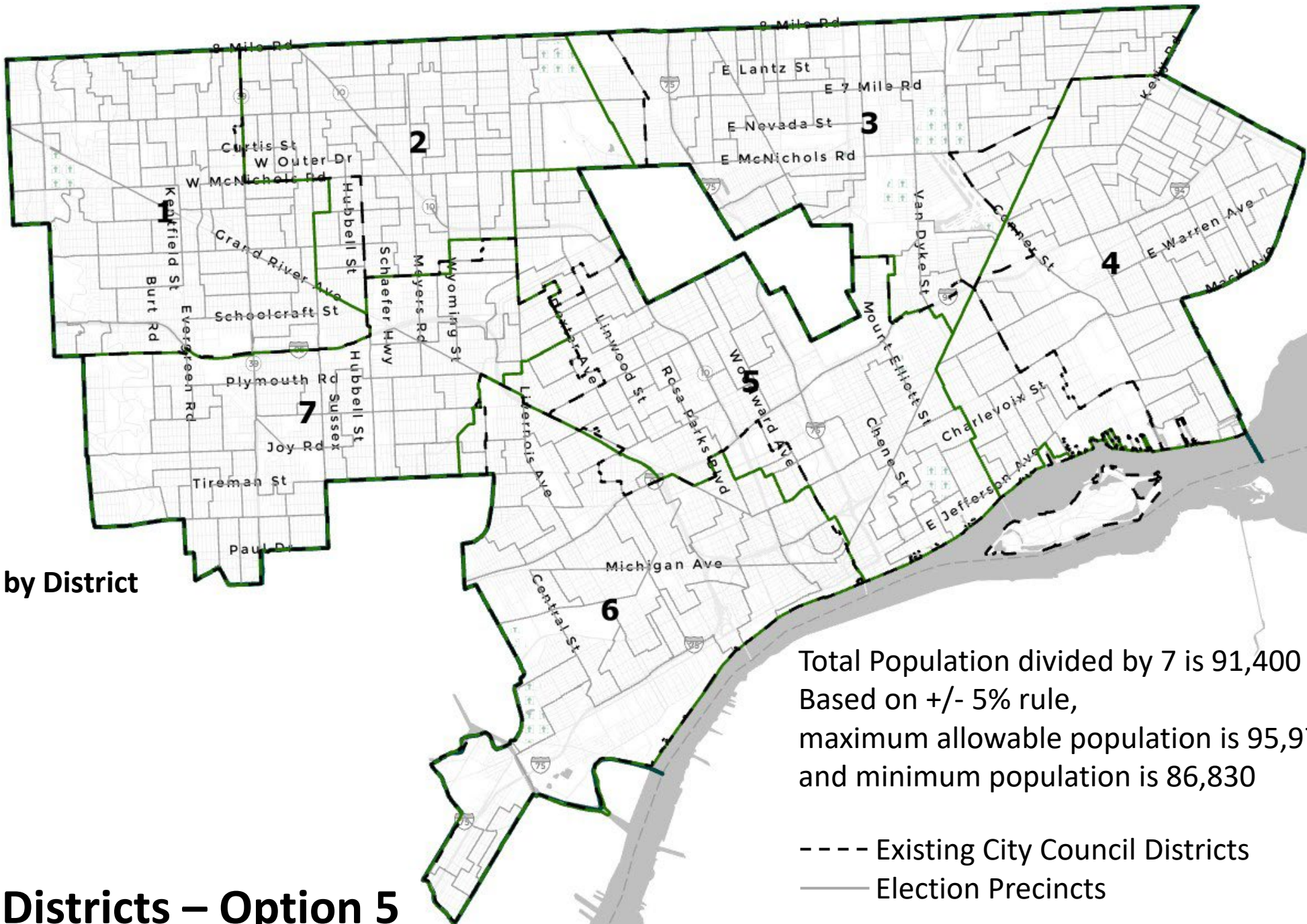
Proposed Population by District

- 1 – 91,582
- 2 – 91,370
- 3 – 90,103
- 4 – 90,421
- 5 – 91,755
- 6 – 91,414
- 7 – 91,913

Total Population divided by 7 is 91,400
 Based on +/- 5% rule,
 maximum allowable population is 95,970
 and minimum population is 86,830

----- Existing City Council Districts
 _____ Election Precincts

Proposed New Districts – Option 4



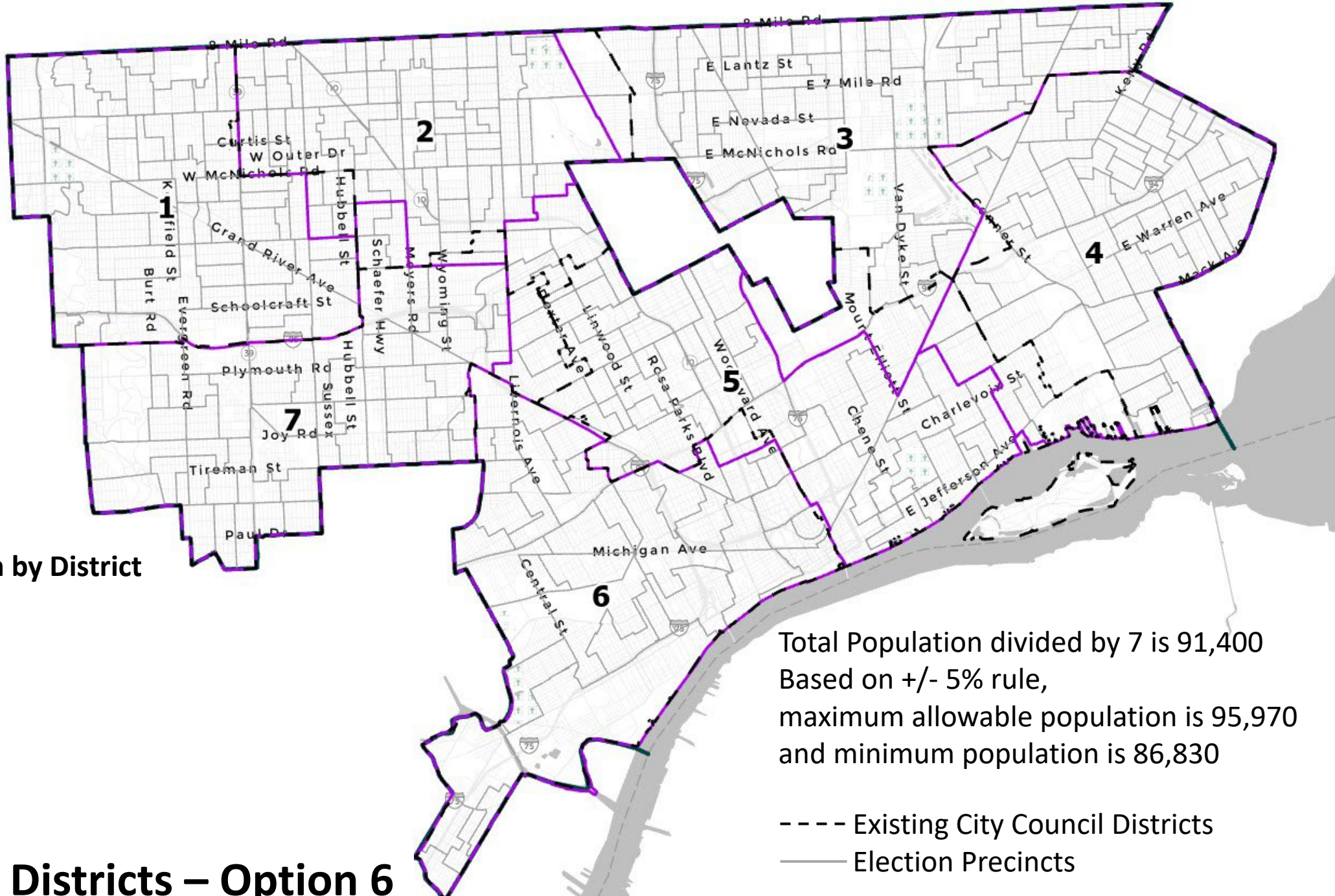
Proposed Population by District

- 1 – 91,823
- 2 – 94,920
- 3 – 89,177
- 4 – 92,230
- 5 – 88,687
- 6 – 90,537
- 7 – 91,184

Total Population divided by 7 is 91,400
 Based on +/- 5% rule,
 maximum allowable population is 95,970
 and minimum population is 86,830

---- Existing City Council Districts
 — Election Precincts

Proposed New Districts – Option 5



Proposed Population by District

- 1 – 94,815
- 2 – 93,288
- 3 – 87,393
- 4 – 88,204
- 5 – 90,056
- 6 – 91,087
- 7 – 93,715

Total Population divided by 7 is 91,400
 Based on +/- 5% rule,
 maximum allowable population is 95,970
 and minimum population is 86,830

---- Existing City Council Districts
 — Election Precincts

Proposed New Districts – Option 6