

# Detroit Animal Control

## Monthly Metrics as of October 1, 2023

### Monthly Metrics

Due to increased public interest in Detroit Animal Control, the General Services Department is making operational data available in an effort towards transparency. We believe it is important to give insight into the daily demands of Detroit Animal Control and to let the public and our partners know of our efforts on behalf of the citizens of Detroit.

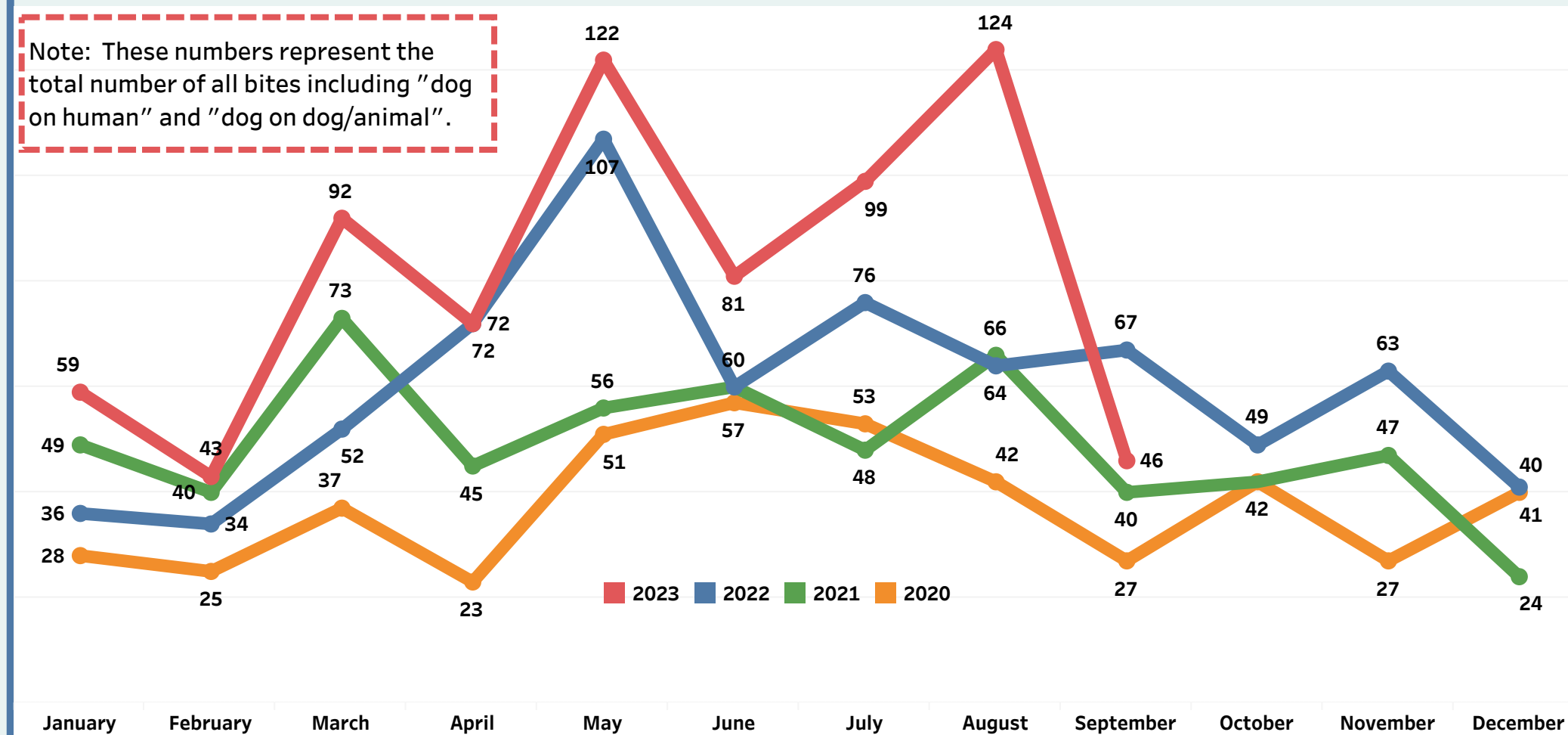
You will find data since January 2020 in the following categories: **Dog Bite Reporting / ACO Responses / Monthly Intakes / Inbound calls to 922-DOGS**

Dog Bite Reporting	Animal Control Officer Responses	Monthly Intakes	Inbound Calls 922-DOGS
--------------------	----------------------------------	-----------------	------------------------

### Dog Bite Reporting

Displays the number of bite reports received by month .

Note: These numbers represent the total number of all bites including "dog on human" and "dog on dog/animal".



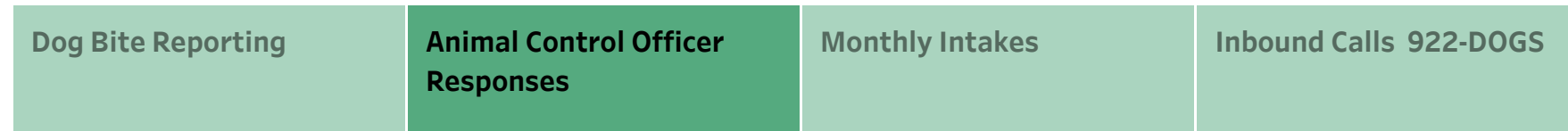
# Detroit Animal Control

## Monthly Metrics as of October 1, 2023

### Monthly Metrics

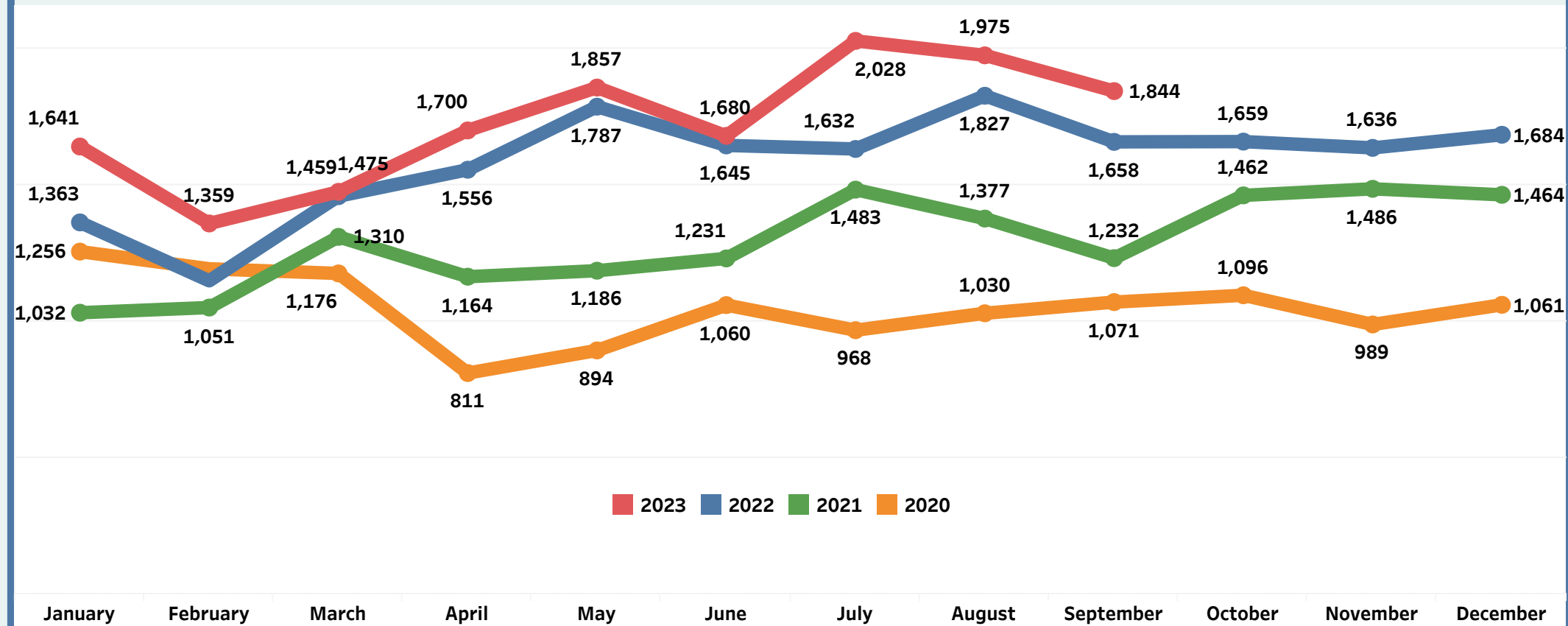
Due to increased public interest in Detroit Animal Control, the General Services Department is making operational data available in an effort towards transparency. We believe it is important to give insight into the daily demands of Detroit Animal Control and to let the public and our partners know of our efforts on behalf of the citizens of Detroit.

You will find data since January 2020 in the following categories: **Dog Bite Reporting** / **ACO Responses** / **Monthly Intakes** / **Inbound calls to 922-DOGS**



### Monthly Animal Control Officer Responses

Displays the number of truck responses by month



# Detroit Animal Control

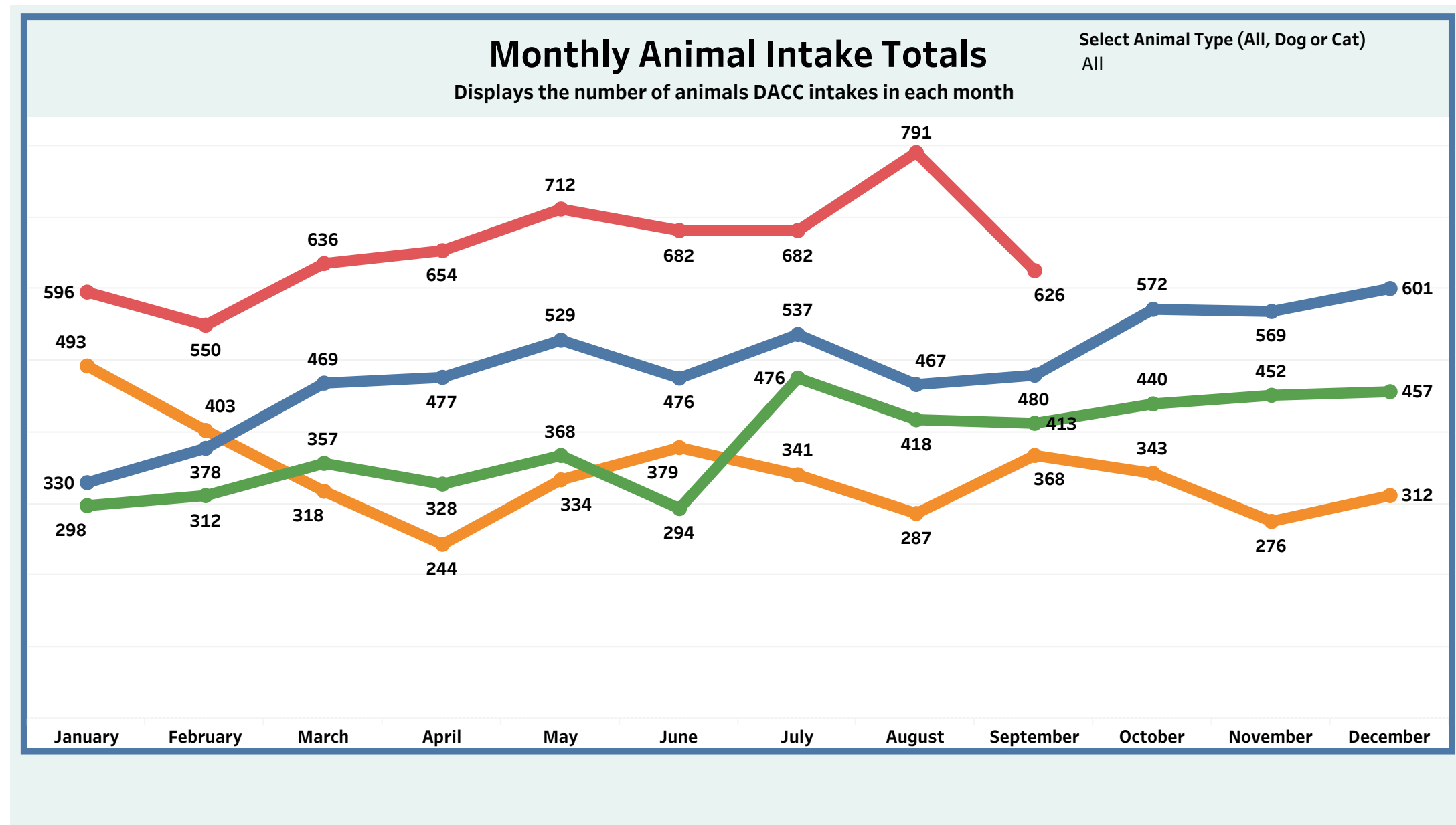
## Monthly Metrics as of October 1, 2023

### Monthly Metrics

Due to increased public interest in Detroit Animal Control, the General Services Department is making operational data available in an effort towards transparency. We believe it is important to give insight into the daily demands of Detroit Animal Control and to let the public and our partners know of our efforts on behalf of the citizens of Detroit.

You will find data since January 2020 in the following categories: **Dog Bite Reporting** / **ACO Responses** / **Monthly Intakes** / **Inbound calls to 922-DOGS**

Dog Bite Reporting	Animal Control Officer Responses	Monthly Intakes	Inbound Calls 922-DOGS
--------------------	----------------------------------	-----------------	------------------------



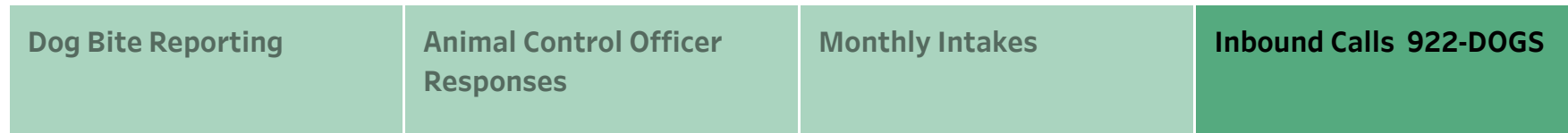
# Detroit Animal Control

## Monthly Metrics as of October 1, 2023

### Monthly Metrics

Due to increased public interest in Detroit Animal Control, the General Services Department is making operational data available in an effort towards transparency. We believe it is important to give insight into the daily demands of Detroit Animal Control and to let the public and our partners know of our efforts on behalf of the citizens of Detroit.

You will find data since January 2020 in the following categories: **Dog Bite Reporting / ACO Responses / Monthly Intakes / Inbound calls to 922-DOGS**



### Monthly Inbound Call Activity

Displays the number of calls received each month

