



Housing and Revitalization Department FY 2023-2024 Budget Presentation

March 10, 2023



Sustain and grow neighborhoods that are inclusive of quality affordable housing opportunities for all, and economic opportunity.



**Housing and
Revitalization Department**

Major Departmental Divisions

Administration and Finance

- HUD grant administration, reporting, and compliance
- Internal financial and administrative management

Development and Investment

- Pre-development services for affordable housing, abatements, and sale of city-owned land
- Underwriting of affordable housing and neighborhood public facilities

Housing Stability Services

- Tenant navigation services for recently displaced households
- Administration of City resources for homelessness services

Home Repair and Neighborhood Services

- Administer City- and federal funded home repair programs
- Neighborhood opportunity and beautification programs

Department and Programmatic Operations

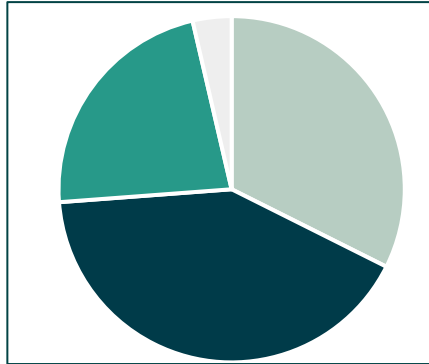
- Programmatic evaluation, development and operational policies
- Neighborhood opportunity and beautification programs



Housing and
Revitalization Department

Affordable Housing Preservation and Development

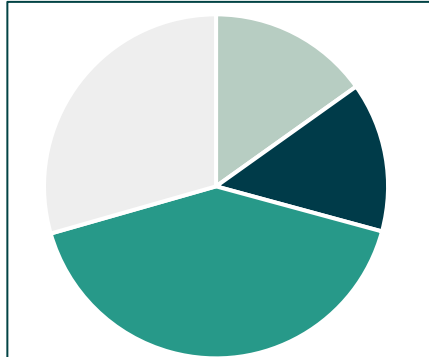
66% of affordable housing units preserved or created since 2015 are affordable for households between 0-50% of the AMI.



Preserved (7,911)

- 0-30% AMI: 2,562
- 31-50% AMI: 3,277
- 51-60% AMI: 1,785
- 61-80% AMI: 287


1,619 units preserved in 2022



Created (1,492)

- 0-30% AMI: 226
- 31-50% AMI: 210
- 51-60% AMI: 617
- 61-80% AMI: 439

151 units created in 2022



Affordable Housing – Construction and Budget Notes

1,081 affordable units are expected to start construction in 2023

- 0-30%: 210 31-50%: 260 51-60%: 569 61-80%: 42

23-24 Proposed Annual Budget

CDBG (pre-dev/construction)	\$3.2 MM
HOME	\$8.1 MM
Trust Fund	\$1.8 MM
Total	\$13.1 MM

Additional Grant Funding

Choice Neighborhoods	\$22 MM
HOME – ARP (PSH)	\$16 MM
CDBG – CARES Act	\$3.3 MM
ARPA (Part I)	\$11 MM
ARPA (Part II)	\$31 MM
Total	\$83.3 MM



Home Repair and Renovation

2022 Repairs

Senior Emergency Repairs	170 homes
Lead Hazard	128 homes
0% Interest Repairs	55 homes
Community Benefit Agreement Programs	80 homes
Renew	46 homes (Nov/Dec)

2022 Renovations (BN program completions)

Delray Home Swap	14
SNF Home Sales	8



Home Repair and Renovation – Budget Notes

Expecting to complete over 900 home repairs in 2023

23-24 Proposed Annual Budget

Lead Match	\$2,000,000
Senior Repair	\$500,000
0% Interest Home Repair	\$1,000,000
Total	\$3,500,000

Additional Grant Funding (balances)

ARPA – Renew	\$40.8 MM
Senior Repair Balance	\$6.9 MM
HUD Lead Hazard	\$14.6 MM
CHIP 2023	\$ 1.2 MM
0% Interest Home Repair	\$7.4 MM
Healthy Homes	\$1.9 MM
ARPA – Accessibility Repairs	\$4.6 MM
ARPA – Landlord Repair	\$3.4 MM
CDBG-DR Basement Protection*	\$43 MM
Total	\$123.8 MM

*Expected to increase with additional Congressional appropriation.

Home Repair and Renovation – Budget Notes

Additional Grant Funding (balances)

Program	Balance	2023	2024	2025	2026	2027	2028	2029
ARPA – Renew	\$40.8 MM							
Senior Repair Balance	\$6.9 MM							
HUD Lead Hazard (2018)	\$1.5 MM							
HUD Lead Hazard (2019)	\$7.4 MM							
HUD Lead Hazard (2022)	\$5.7 MM							
CHIP 2023	\$ 1.2 MM		annual grant via competitive application					
0% Interest Home Repair	\$7.4 MM							
Healthy Homes	\$1.9 MM							
ARPA – Accessibility Repairs	\$4.6 MM							
ARPA – Landlord Repair	\$3.4 MM							
CDBG-DR Basement Protection*	\$43 MM							

Housing Stability Services

Rental Assistance

- Convened stakeholders from legal services, 36th District Court, and homelessness services to coordinate on eviction moratoriums and providing funding in April of 2020
- Provided rental assistance to 32,000 households, 10,000 of whom were facing eviction, since spring 2021

Homelessness Solutions

- Continued to provide Covid-19 isolation shelter services through fluctuations in the pandemic. To date 1,820 persons have been assisted, preventing wider spread of the virus through shelters
- Provided funding to help construct Detroit's first healthy housing center that was completed in 2022
- Administer homelessness solutions funds to serve approximately 7,170 Detroiters annually (note that number is not deduplicated)

Housing Stability Services – Budget Notes

23-24 Proposed Annual Budget

Homeless Public Service-ESG	\$2.6 MM
Homeless Public Service-CDBG	\$2.5 MM
Total	\$5.1 MM

Additional Grant Funding (starting balances)

ARP - Detroit Housing Network	\$4.8 MM
HOME – ARP (non-PSH)	\$7.3 MM
ESG-CARES/CV (balance out of \$20 MM)	\$3.5 MM
ARPA-Tenant Navigation Services	\$20 MM
ARPA-Homelessness Prevention and Diversion	\$2.7 MM
ARPA-Property Tax Foreclosure Prevention	\$2.7 MM
ARPA-Downpayment Assistance	\$5.9 MM
Total	\$ 46.9 MM

Neighborhood and Community Development

Neighborhood Beautification Grants

Grants awarded in 2022: 36

Funding awarded in 2022: \$490,598.65

Neighborhood Opportunity Fund

- Grants awarded for 2022 contracts: 36
- Funds awarded for 2022 Contracts: \$2,666,968
- Residents served through 2022 grants: 37,779
- Programs provided
 - Senior assistance – 7
 - Public safety – 2
 - Education – 17
 - Recreation – 6
 - Health - 4



Neighborhood and Community Development – Budget Notes

23-24 Proposed Annual Budget

Neighborhood Opportunity Fund	\$2.5 MM
Neighborhood Improvement Fund	\$500,000
Grow Detroit's Young Talent	\$1.5 MM
Total	\$4.5 MM

Additional Grant Funding (balances)*

ARPA – Neighborhood Beautification Fund	\$500,000
ARPA – Neighborhood Opportunity Fund	\$3.2 MM
Contractor Development (pending)	\$350,000
Total	\$4.05 MM

*Proposed vacant home rehab program forthcoming from separate budget proposal

Additional Notable Items

Downpayment Assistance
Expected to launch in April.

**Office of Immigrant Affairs
and Economic Inclusion**
Strategic Plan vendor to be
identified in spring.

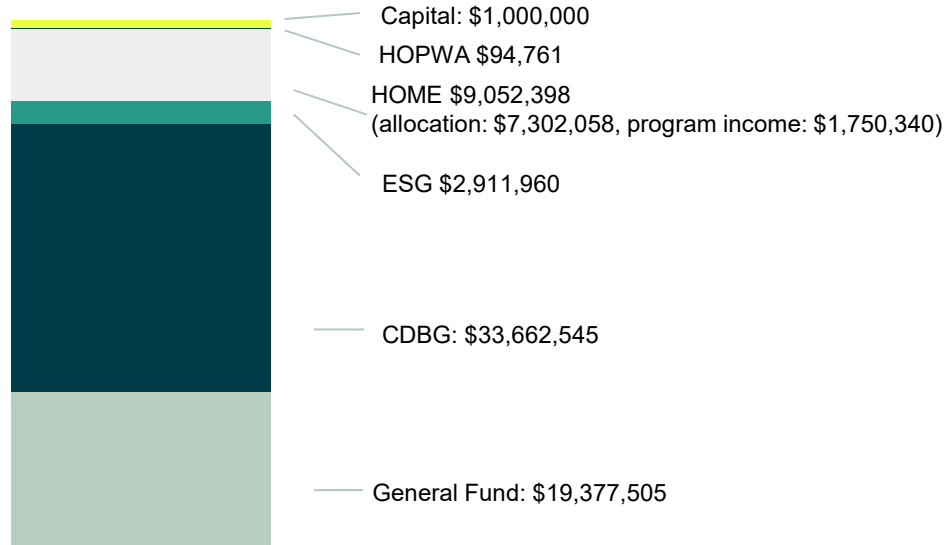
**Accessibility Study and
Fair Housing Awareness**
RFP to be released in April.

Public Facilities Rehab
Notice of Funding Availability
for Master Rehab Plan
support available in March.




FY 23-24 Proposed Budget Expenditures by Type

Budgeted Expenditures



22-23 Funding



Annual Federal Allocations

- HOPWA: Housing Opportunities for Persons with AIDS
- HOME: HOME Investment Partnership
- ESG: Emergency Solutions Grant
- CDBG: Community Development Block Grant

Detroit receives an annual allocation of each of these sources based on a statutory formula. HRD administers each program except for HOPWA (Health), for which HRD provides compliance assistance only.

In addition to proposed fiscal year budget shown on left, HRD is currently administering and additional (approx.) **\$300 million**.