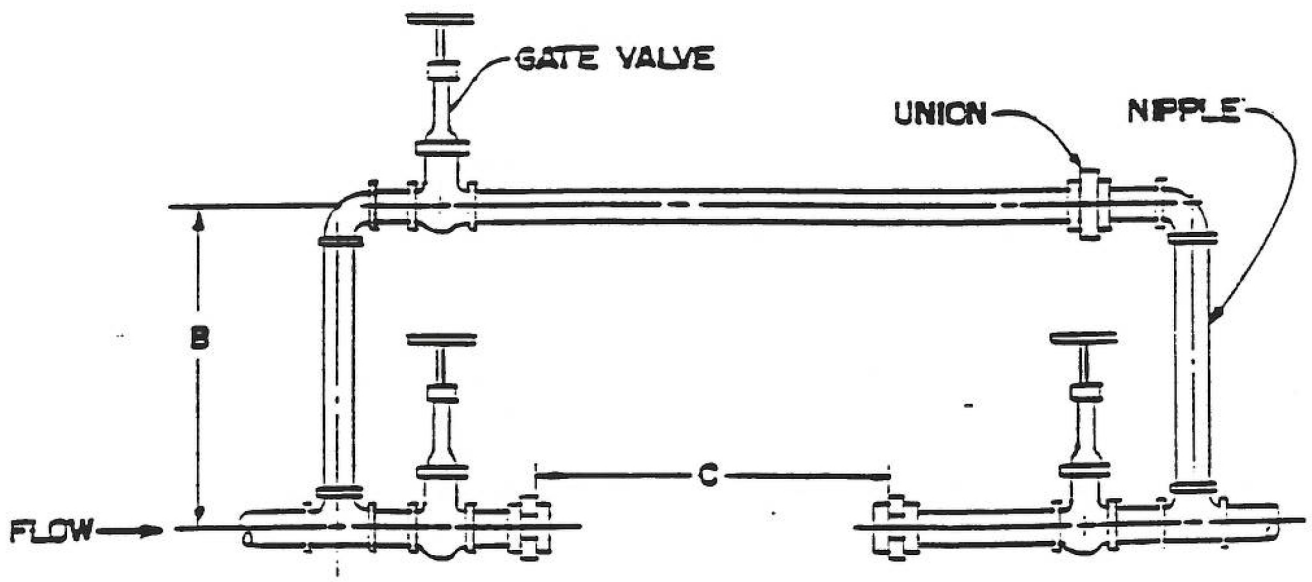


HORIZONTAL BYPASS



VERTICAL BYPASS

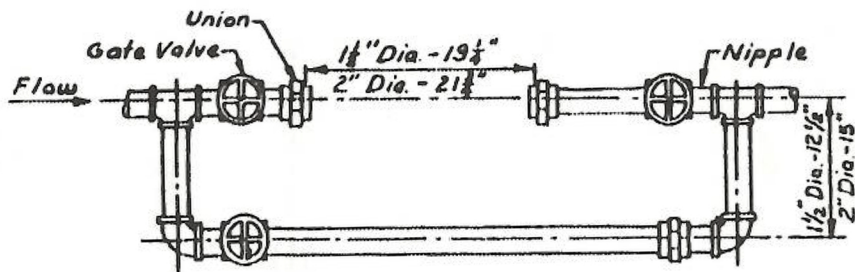
BYPASS LINE SAME SIZE AS SERVICE LINE.

SET METER HORIZONTALLY WITH CENTER LINE 14" MIN. FROM WALL OR ANY OTHER OBJECT AND NOT MORE THAN 24" ABOVE FLOOR.

METER SIZE	A	B	C
1-1/2	12-1/2	18	19-1/2
2	18	20	21-3/4

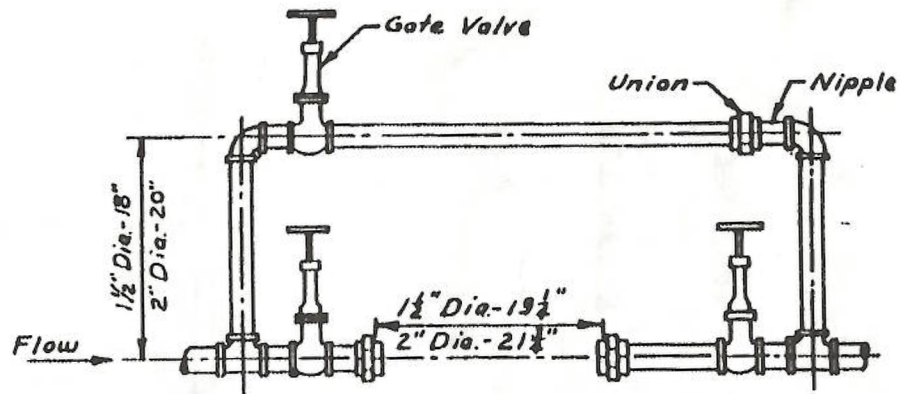
ALL DIMENSIONS IN INCHES

1-1/2" AND 2" METER PIPING



PLAN

TYPICAL METER SETTING WITH BY-PASS HORIZONTAL



SIDE ELEVATION

TYPICAL METER SETTING WITH BY-PASS VERTICAL

NOTES:

- FITTINGS - 125 LBS. / SQ. IN. C.I. SCREWED, GALVANIZED.
 - UNIONS - 150 LBS. / SQ. IN. MALLEABLE IRON, GROUND JOINT, SCREWED, GALVANIZED.
 - VALVES - 125 LBS. / SQ. IN. BRONZE, SCREWED.
 - PIPE - A.S.A. SCHEDULE 40 OR COPPER TYPE "K" HARD.
 - NIPPLES - 3 1/2" LONG, UNLESS OTHERWISE SHOWN. A.S.A. SCHEDULE 40 OR COPPER.
- ALL PIPE AND NIPPLES SHALL BE MADE OF GENUINE W.I.* AND SHALL BE GALVANIZED.

BY-PASSES MUST BE THE SAME SIZE AS SERVICE.

METER SHALL BE SET HORIZONTALLY WITH CENTER LINE NOT LESS THAN 14" FROM WALL OR ANY OTHER OBJECT, AND NOT MORE THAN 24" ABOVE FLOOR.

DOUBLE CHECK VALVES OR OTHER BACK-FLOW PREVENTION DEVICES MEETING THE APPROVAL OF THE DETROIT DEPARTMENT OF HEALTH SHALL BE INSTALLED WITHIN 15' OF METER WHENEVER THERE IS A SECONDARY SUPPLY OF WATER ON THE PREMISES SERVED, OR WHERE PROVISIONS ARE MADE FOR CONNECTION OF A FIRE DEPARTMENT PUMPER TO SUPPLY WATER TO PIPING ON THE PREMISES.

* USE OF YOLOY PIPE (GALVANIZED) AS A SUBSTITUTE IS ACCEPTABLE.

NOTE: SUPERSEDES ALL DRAWINGS ISSUED PREVIOUS TO DATE OF THIS DRAWING.

A-120-238	CONT.	D					DRAWN BY N. LITVIN	DATE 9-11-64	METER SETTING	CITY OF DETROIT WATER & SEWERAGE DEPARTMENT DIVISION OF ENGINEERING	
		C					TRACED BY				
		B	Test Tee Removed	G.A.K.				CHECKED BY G.A.S.	1265		1 1/2" AND 2" METERS IN BASEMENT
		A	Yoloy Pipe Note	G.A.K.							
			DESCRIPTION	DRW	CKD	APP	DATE	APPROVED:			
	REVISIONS										