



Strathmore Apartments

CITY OF DETROIT

Michael E. Duggan, Mayor

2017-2018

Consolidated Annual Performance & Evaluation Report (CAPER)

Donald Rencher, Director
Housing and Revitalization Department
2 Woodward Avenue, Suite 908
Detroit, MI 48226



CR-05 - Goals and Outcomes

Progress the jurisdiction has made in carrying out its strategic plan and its action plan. 91.520(a)

This could be an overview that includes major initiatives and highlights that were proposed and executed throughout the program year.

The City of Detroit is progressing in carrying out its 5-year Consolidated Plan strategy and is implementing action plan projects that support it. For an example, the Blight removal and Demolition strategy, although the focus was shifted towards using CDBG funds for commercial structures, and abandoned public schools, however, other city funding sources will be used for residential properties. The goal could not be achieved without the department's collaborating efforts working with the Detroit Building Authority and the City's Building Safety and Environmental Engineering Department (BSEED).

The Department was granted approval to extend housing affordability with existing HOME developers and borrowers. Some of these projects were nearing the end of their respective affordability periods, and are no longer able to keep pace with increasing overhead costs to make required repairs. Through efforts of a new Affordable Housing Strategy Plan, the City of Detroit will play a key role in its ability to retain existing residents, attract new residents, and preserve affordable housing in City's new plan. Also, through negotiated partial loan payoffs and loan modifications, the City was able to keep these projects on-going to completion.

There were also major housing rehabilitation programs implemented throughout the City using a 0% loan program and grants to stabilized neighborhoods.

In partnership with the Detroit Economic Development Corporation, the City's Economic business development called the Motor City Match/Restore program celebrated over three years of help for new or expanding Detroit neighborhood businesses, leveraging \$24 million in total new neighborhood business investments including nearly \$1 million in our Neighborhood Revitalization Stabilization Areas (NRSA). In all, 916 entrepreneurs have received some form of assistance and 78% are minority owned. At the end of the fiscal year there were 74 new businesses opened and another 79 under construction or soon to be under construction. The program used a variety of approaches and tools to attract new small business investments, retained and expanded existing small businesses and improve the physical environment along commercial corridors.

Under the Grow Detroit's Young Talent (GDYT), Detroit Employment Solutions Corporation (DESC) has leveraged over \$2 million in funding and

provided over 1,000 youth job placement and training services. Over 150 businesses were involved in this program. Employers have the option to hire youth directly, sponsor a youth experience or split the cost fifty-fifty with GDYT. The program also includes 12 hours of pre-work readiness training and 24 hours of ongoing training, which includes financial literacy. Through partnerships with community-based and faith-based organizations, foundations and many others, DESC provided employers with access to the broadest talent pool in Detroit jobseekers with the widest range of job-related services.

The City has invested over \$1.3 million on the Summer Youth Jobs training program in partnership with private businesses and nonprofit organizations. The program is designed to help employ youth in the City's NRSA areas. The program will provide job training, skill building, and employment opportunities for "at risk" and low-income youth to help them gain valuable workplace experience. CDBG funds were leveraged with a corporate match.

Comparison of the proposed versus actual outcomes for each outcome measure submitted with the consolidated plan and explain, if applicable, why progress was not made toward meeting goals and objectives. 91.520(g)

Categories, priority levels, funding sources and amounts, outcomes/objectives, goal outcome indicators, units of measure, targets, actual outcomes/outputs, and percentage completed for each of the grantee's program year goals.

Goal	Category	Source / Amount	Indicator	Unit of Measure	Expected – Strategic Plan	Actual – Strategic Plan	Percent Complete	Expected – Program Year	Actual – Program Year	Percent Complete
Affordable Housing	Affordable Housing	CDBG: \$409419 / HOME: \$	Rental units constructed	Household Housing Unit	325	17	5.23%	27	17	62.96%
Affordable Housing	Affordable Housing	CDBG: \$409419 / HOME: \$	Rental units rehabilitated	Household Housing Unit	800	1099	137.38%	86	255	296.51%

Affordable Housing	Affordable Housing	CDBG: \$409419 / HOME: \$	Other	Other	10	1	10.00%			
Blight removal and demolition	Demolition	CDBG: \$	Buildings Demolished	Buildings	50000	269	0.54%	75	28	37.33%
CDBG Declared Disaster Recovery Grant	Infrastructure, economic development, demolition and other activities to	CDBG- Declared Disaster Recovery Grant: \$	Public Facility or Infrastructure Activities other than Low/Moderate Income Housing Benefit	Persons Assisted	50000	0	0.00%			
CDBG Declared Disaster Recovery Grant	Infrastructure, economic development, demolition and other activities to	CDBG- Declared Disaster Recovery Grant: \$	Buildings Demolished	Buildings	120	0	0.00%			
Econ Dev (Commercial Rehab)	Non-Housing Community Development	CDBG: \$	Businesses assisted	Businesses Assisted	150	87	58.00%			
Econ Dev (Creation of Jobs/Small Businesses)	Non-Housing Community Development	CDBG: \$	Public service activities other than Low/Moderate Income Housing Benefit	Persons Assisted	0	0		500	1389	277.80%
Econ Dev (Creation of Jobs/Small Businesses)	Non-Housing Community Development	CDBG: \$	Businesses assisted	Businesses Assisted	225	0	0.00%	45	153	340.00%

Help those with special needs (non-homeless)	Non-Homeless Special Needs	CDBG: \$ / HOPWA: \$	Tenant-based rental assistance / Rapid Rehousing	Households Assisted	950	0	0.00%	190	227	119.47%
Help those with special needs (non-homeless)	Non-Homeless Special Needs	CDBG: \$ / HOPWA: \$	HIV/AIDS Housing Operations	Household Housing Unit	200	0	0.00%	20	35	175.00%
Public Facilities and Improvements	Non-Housing Community Development	CDBG: \$	Public Facility or Infrastructure Activities other than Low/Moderate Income Housing Benefit	Persons Assisted	0	201		0	201	
Public Facilities and Improvements	Non-Housing Community Development	CDBG: \$	Other	Other	75	0	0.00%	6	0	0.00%
Public Services Activities for Citizens of Detroit	Public Service	CDBG: \$	Public service activities other than Low/Moderate Income Housing Benefit	Persons Assisted	258055	148761	57.65%	19777	148761	752.19%
Reduce homeless citizens in City of Detroit	Homeless	CDBG: \$ / ESG: \$	Public Facility or Infrastructure Activities other than Low/Moderate Income Housing Benefit	Persons Assisted	0	547		0	547	
Reduce homeless citizens in City of Detroit	Homeless	CDBG: \$ / ESG: \$	Public service activities other than Low/Moderate Income Housing Benefit	Persons Assisted	0	6380		0	6380	

Reduce homeless citizens in City of Detroit	Homeless	CDBG: \$ / ESG: \$	Public service activities for Low/Moderate Income Housing Benefit	Households Assisted	0	246		0	246	
Reduce homeless citizens in City of Detroit	Homeless	CDBG: \$ / ESG: \$	Direct Financial Assistance to Homebuyers	Households Assisted	0	1		0	1	
Reduce homeless citizens in City of Detroit	Homeless	CDBG: \$ / ESG: \$	Tenant-based rental assistance / Rapid Rehousing	Households Assisted	8650	246	2.84%	610	246	40.33%
Reduce homeless citizens in City of Detroit	Homeless	CDBG: \$ / ESG: \$	Homeless Person Overnight Shelter	Persons Assisted	3600	3144	87.33%	0	3144	
Reduce homeless citizens in City of Detroit	Homeless	CDBG: \$ / ESG: \$	Overnight/Emergency Shelter/Transitional Housing Beds added	Beds	1205	372	30.87%	0	372	
Reduce homeless citizens in City of Detroit	Homeless	CDBG: \$ / ESG: \$	Homelessness Prevention	Persons Assisted	8155	1415	17.35%	0	1415	
Reduce homeless citizens in City of Detroit	Homeless	CDBG: \$ / ESG: \$	Other	Other	1000	0	0.00%			

Rehabilitation of Existing Housing Units	Affordable Housing rehabilitation of existing housing units	CDBG: \$	Homeowner Housing Rehabilitated	Household Housing Unit	2040	72	3.53%	145	72	49.66%
Section 108 Repayment	Non-Housing Community Development	CDBG: \$	Businesses assisted	Businesses Assisted	16	7	43.75%			
Section 108 Repayment	Non-Housing Community Development	CDBG: \$	Other	Other	0	0		11	0	0.00%
Sustain Infrastructure and Public Improvements	Non-Housing Community Development	CDBG: \$	Public Facility or Infrastructure Activities other than Low/Moderate Income Housing Benefit	Persons Assisted	2	0	0.00%			
Sustain Infrastructure and Public Improvements	Non-Housing Community Development	CDBG: \$	Other	Other	25	0	0.00%			

Table 1 - Accomplishments – Program Year & Strategic Plan to Date

Assess how the jurisdiction’s use of funds, particularly CDBG, addresses the priorities and specific objectives identified in the plan, giving special attention to the highest priority activities identified.

The Community Development Block Grant (CDBG) program is a principal revenue source for the City to address the needs of low, and low-moderate income citizens and neighborhoods. Our Five Year Goals for housing, public services, and development activities (including public facility rehabilitation, and economic development) were designed to address the overwhelming need in the City of Detroit. While we remain

optimistic, the goals set in 2015-2019 require resetting. In many instances the needs within the City of Detroit are far greater than the available resources. Our overall priority, this past year, was to help low and moderate income Detroiters access housing, rehab housing public service and the economic opportunities afforded to all citizens city wide. Shown below are the priority categories funding objectives:

- Housing priorities include: 0% interest loan housing rehabilitation program, Emergency Home Repair for low/moderate income grant program for home owners, and those with special needs (including the elderly).
- Public Service priorities include the following services: homeless, disabled, transportation, substance abuse, employment training, health, elderly, and youth.
- Public Facility Rehabilitation (PFR) priorities include: neighborhood, park/recreation, youth, senior and health facilities.
- Economic Development priorities include: direct financial assistance for small businesses, technical assistance, and other economic development activities to businesses throughout the city including the 5 NRSA's.
- Demolition priorities included: demolition of dangerous, abandoned, vandalized structures and boarding of structures to prevent trespass prior to demolition with the priority focus on large commercial old abandoned public school buildings. However the city will continue to demolish residential

The City expended CDBG-DDR funds on acquiring the land of former Rogell Golf Course located in Northwest Detroit. The planned improvements with joint efforts of The Detroit Water and Sewage Department (DWSD), will assist with the implementation of green storm water infrastructure strategies to better manage that storm water, cut down on flooding and enhance the quality of life for the nearby residents. Also, this project is set for future mixed-use development opportunities and leverages those same features for public benefit on the site.

In Fiscal Year 2017-18, the following is the total program income generated from the 0% interest loan program in the 5 NRSA's:

NRSA 1 \$143,028 **NRSA 2** \$ 113,796 **NRSA 3** \$ \$49,644 **NRSA 4** \$ 148,260 **NRSA 5** \$585,384

The past two years the Motor City Match/Restore program has generated philanthropic funded dollars to its program assisting businesses city-wide including the 5 NRSA's. The following is a break-out of those funds leveraged per NRSA:

NRSA 1 \$546,327.02

NRSA 2 \$134,868.84

NRSA 3 \$405,702.85

NRSA 4 \$ 9,000.00

NRSA 5 \$ 60,000.00

CR-10 - Racial and Ethnic composition of families assisted

Describe the families assisted (including the racial and ethnic status of families assisted).

91.520(a)

Table 2 – Table of assistance to racial and ethnic populations by source of funds

Narrative

In 2017, activities implemented with CDBG, HOME, ESG and HOPWA funds benefited a total of 240,251 individuals. The majority of CDBG clients accessing services are Black or African American at 201,430 individuals and next are White at 20,677 individuals. The majority of HOPWA clients accessing services are Black or African American at 424 individuals and remaining are White at 38 individuals. The majority of ESG clients accessing services are Black or African American at 9,278 individuals and White at 697 individuals. The majority of HOME clients accessing services are Black or African American at 108 individuals.

CR-15 - Resources and Investments 91.520(a)

Identify the resources made available

Source of Funds	Source	Resources Made Available	Amount Expended During Program Year
CDBG	CDBG	31,291,891	45,963,720
HOME	HOME	5,042,894	3,262,816
HOPWA	HOPWA	2,721,421	3,074,316
ESG	ESG	2,824,376	2,069,414
Other	Other		

Table 3 - Resources Made Available

Narrative

The 2017-2018 CDBG allocation was **\$31,291,891**. The amount expended was **\$45,963,720** for the fiscal year of 2017-2018. The expended amount includes prior year awards as well, to expedite spending to meet the annual 1.5 spending requirement.

The 2017-2018 HOME allocation was **\$5,042,894**. The amount expended was **\$3,262,816**. The 2017-2018 expenditure includes prior year awards for multi-year HOME projects.

The 2017-2018 HOPWA allocation was **\$2,721,421**. The amount expended was **\$3,074,316**. HOPWA expenditures are slightly lower than the actual allocation due to the implementation of the City's new financial system.

The 2017-2018 ESG allocation was **\$2,824,376**. However, the amount expended thus far was **\$2,069,414**. Even though the expenditure is less than the allocation, the expenditure has been fully obligated through contracts.

Identify the geographic distribution and location of investments

Target Area	Planned Percentage of Allocation	Actual Percentage of Allocation	Narrative Description
City-Wide	85	89	City-Wide
NRSA Areas	14	8	The 5 NRSA's contains the most distressed residential neighborhoods in the City of Detroit. All areas
Slums and Blight Designation	1	1	HUD approved Slum and Blight Areas

Table 4 – Identify the geographic distribution and location of investments

Narrative

The Housing & Revitalization Department plays a vital role in pursuing and supporting neighborhood investment. Through Neighborhood Revitalization Strategy Areas (NRSA), the City of Detroit uses CDBG funds to address economic development and housing needs in designated neighborhoods. The City of Detroit NRSA plan seeks to focus investment in five areas, leveraging partnerships to implement initiatives around five goals: 1) stabilize neighborhoods; 2) support small businesses; 3) create jobs; 4) create summer youth employment; and 5) build wealth. The following is a description of the five NRSAs within the City of CR 45 Detroit:

NRSA 1 - Located between Jefferson Avenue and the Detroit River on the far-east side of Detroit. NRSA1 have a large number of vacant housing and vacant parcels that threatens stability. This NRSA have neighborhoods such as West Village, Jefferson Village, Jefferson-Chalmers and Marina district. **NRSA 2** - Located on the City's Northeast side. NRSA2 have high levels of mortgage foreclosure that has led to an increase of abandonment and tax foreclosure. This NRSA have neighborhoods such as, Osborn, City Airport, Morning Side, Regent Park, East English Village, and East Warren Avenue commercial area. **NRSA 3** - Located in the Southwest Detroit target area. NRSA3 have a strong resident Hispanic community that is significantly investing in the housing market as well as the commercial district. The historic neighborhoods included in NRSA3 are Corktown, Hubbard Farms, and Woodbridge. Other neighbors are Springwells Village, and Mexicantown. The NRSA3 commercial districts include Vernor Highway and Michigan Avenue. **NRSA 4** - Located within several historic neighborhoods such as the Boston Edison District, New Center and Arden Park. It also have neighborhoods including Hope Village, Dexter-Linwood, and Northend that have high vacancy rates, a concentration of City owned properties and significant tax and mortgage foreclosures. NRSA4 contains commercial districts, such as, McNichols and New Center. The McNichols commercial corridor is characterized by low-density service related business. **NRSA 5** - Located on the Northwest side of Detroit. This NRSA includes areas surrounding the historic neighborhood of Grandmont-Rosedale, and Brightmoor neighborhood. There is a significant decline in population in the Brightmoor community. This NRSA area is surrounded by distressed housing markets with a considerable amount of publically-owned parcels and tax foreclosures.

Slum and Blight Area

Zero Percent Home Repair Loan Program: The Detroit 0% Interest Home Repair Loan Program is designed to help homeowners address health and safety issues, complete home repairs or improvements, and eliminate blight. Low-moderate income Detroit homeowners can qualify based on income or if living in an eligible slum and blight, or NRSA designated area. The homeowners pay back only what they borrow

The City implemented the following programs for publicly owned or property located within the City of Detroit to address the needs identified in the plan:

Vacant Lot program (buy lot next to your home); Occupied Buy Back program (foreclosure prevention); The Cass Tiny Homes (people who are ready to move out of shelters or bad rental situations); Discount purchase programs are offered to City of Detroit employees, Detroit school educators and homebuyers

who completes a homebuyer counseling program; and City of Detroit poverty tax exemption program (lowers or eliminates tax bills).

Leveraging

Explain how federal funds leveraged additional resources (private, state and local funds), including a description of how matching requirements were satisfied, as well as how any publicly owned land or property located within the jurisdiction that were used to address the needs identified in the plan.

Low Income Housing Tax Credit Program (LIHTC) - The LIHTC is an investment program to increase and preserve affordable rental housing by replacing earlier tax incentives with a credit directly applicable against taxable income. The following four multi-family housing projects received LIHTC during FY 2017-2018 Friendship Meadows Apartments, \$1,044,122.00, LIHTC units 153; Coogan Terrance, \$1,476,950.00, LIHTC units 199; Pablo Davis II, \$451,066.00, LIHTC units 80; The Sanctuary, \$800,000.00, LIHTC units 42.

Section 108 Loan Program - Section 108 is the loan guarantee provision of the Community Development Block Grant (CDBG) program. The Section 108 loan guarantee program allows local government to transform a small portion of their CDBG funds into federally guaranteed loans large enough to pursue physical and economic revitalization projects capable of renewing entire neighborhoods.

Section 8 Housing Choice Voucher - The Housing Choice Voucher program is a federal program for assisting very low-income families, the elderly, and the disabled to afford decent, safe, and sanitary housing in the private market. Participants are able to find their own housing, including single-family homes, townhouses and apartments.

Historic Tax Credit - The Federal Historic Tax Credit incentives is available to stimulate private investment in the rehabilitation of historic structures. Historic property owners may receive a 20% tax credit that is available for properties rehabilitated for commercial, industrial, agricultural, or rental residential purposes, but it is not available for properties used exclusively as the owner's private residence.

Motor City Match - Motor City Match is a unique partnership between the City of Detroit, the Detroit Economic Growth Corporation (DEGC), the Economic Development Corporation of the City of Detroit (EDC) and the U.S. Department of Housing and Urban Development (HUD). The Motor City Match connects new and expanding businesses with Detroit's quality real estate opportunities. Business owners are able to renovate their space or open an additional location. From June 2015 to June 2018, the Motor City Match program leveraged a total of \$39.5 million in Detroit's neighborhood commercial corridors including all 5 NRSA's.

Lead Hazard Reduction Program - The Lead Hazard Reduction (LHR) program funds are used

identify and remediate lead based paint hazards in privately owned rental or owner occupied housing. The LHR program is targeted to cities that have at least 3,500 pre-1940 occupied rental housing units. The Lead Hazard Reduction Program is required to provide a 100% funding match using the CDBG allocation.

Emergency Shelter Grant - The Emergency Shelter Grant (ESG) requires a match contribution in an amount that equals the amount of ESG funds provided by the Department of HUD. The FY 2017-2018 ESG match contribution of \$2,824,376.00 was matched with the Community Development Block Grant (CDBG) federal funds.

HOME - The HOME program requires a 25% local match of funds that are expended on affordable housing. Currently, the City of Detroit does not have a matching requirement for the HOME program. For Fiscal Year 2017-2018, the City of Detroit met the HUD criteria for severe fiscal distress. The City of Detroit match requirement was reduced by 100%.

Fiscal Year Summary – HOME Match	
1. Excess match from prior Federal fiscal year	0
2. Match contributed during current Federal fiscal year	0
3. Total match available for current Federal fiscal year (Line 1 plus Line 2)	0
4. Match liability for current Federal fiscal year	0
5. Excess match carried over to next Federal fiscal year (Line 3 minus Line 4)	0

Table 5 – Fiscal Year Summary - HOME Match Report

Match Contribution for the Federal Fiscal Year								
Project No. or Other ID	Date of Contribution	Cash (non-Federal sources)	Foregone Taxes, Fees, Charges	Appraised Land/Real Property	Required Infrastructure	Site Preparation, Construction Materials, Donated labor	Bond Financing	Total Match

Table 6 – Match Contribution for the Federal Fiscal Year

HOME MBE/WBE report

Program Income – Enter the program amounts for the reporting period				
Balance on hand at beginning of reporting period \$	Amount received during reporting period \$	Total amount expended during reporting period \$	Amount expended for TBRA \$	Balance on hand at end of reporting period \$
673,879	815,313	0	0	1,489,193

Table 7 – Program Income

Minority Business Enterprises and Women Business Enterprises – Indicate the number and dollar value of contracts for HOME projects completed during the reporting period						
	Total	Minority Business Enterprises				White Non-Hispanic
		Alaskan Native or American Indian	Asian or Pacific Islander	Black Non-Hispanic	Hispanic	
Contracts						
Dollar Amount	14,528,271	0	0	498,112	0	14,030,159
Number	5	0	0	1	0	4
Sub-Contracts						
Number	113	1	1	25	25	61
Dollar Amount	104,148,715	105,000	49,000	4,130,388	79,030,000	20,834,327
	Total	Women Business Enterprises	Male			
Contracts						
Dollar Amount	14,528,271	0	14,528,271			
Number	5	0	5			
Sub-Contracts						
Number	113	6	107			
Dollar Amount	25,197,745	2,385,752	22,811,993			

Table 8 - Minority Business and Women Business Enterprises

Minority Owners of Rental Property – Indicate the number of HOME assisted rental property owners and the total amount of HOME funds in these rental properties assisted						
	Total	Minority Property Owners				White Non-Hispanic
		Alaskan Native or American Indian	Asian or Pacific Islander	Black Non-Hispanic	Hispanic	
Number	0	0	0	0	0	0
Dollar Amount	0	0	0	0	0	0

Table 9 – Minority Owners of Rental Property

Relocation and Real Property Acquisition – Indicate the number of persons displaced, the cost of relocation payments, the number of parcels acquired, and the cost of acquisition						
Parcels Acquired		0		0		
Businesses Displaced		0		0		
Nonprofit Organizations Displaced		0		0		
Households Temporarily Relocated, not Displaced		0		0		
Households Displaced	Total	Minority Property Enterprises				White Non-Hispanic
		Alaskan Native or American Indian	Asian or Pacific Islander	Black Non-Hispanic	Hispanic	
Number	0	0	0	0	0	0
Cost	0	0	0	0	0	0

Table 10 – Relocation and Real Property Acquisition

CR-20 - Affordable Housing 91.520(b)

Evaluation of the jurisdiction's progress in providing affordable housing, including the number and types of families served, the number of extremely low-income, low-income, moderate-income, and middle-income persons served.

	One-Year Goal	Actual
Number of Homeless households to be provided affordable housing units	3,098	0
Number of Non-Homeless households to be provided affordable housing units	173	119
Number of Special-Needs households to be provided affordable housing units	26	227
Total	3,297	346

Table 11 – Number of Households

	One-Year Goal	Actual
Number of households supported through Rental Assistance	190	227
Number of households supported through The Production of New Units	102	17
Number of households supported through Rehab of Existing Units	664	757
Number of households supported through Acquisition of Existing Units	385	0
Total	1,341	1,001

Table 12 – Number of Households Supported

Discuss the difference between goals and outcomes and problems encountered in meeting these goals.

Although the city is progressing to meet its goals, however it has taken longer to close on non-traditional funding programs and financing sources that will actually increase the number of affordable housing in the Department's pipeline. HRD closed two projects with 100% project based voucher coverage during the reporting period. Both projects had fewer HOME-assisted Units (51 unit combined) but the two projects combine for 252 affordable units. The City is also developing ways to match the allocation of project based vouchers with recipients of Low-Income Housing Tax Credit (LIHTC) that are not also

participant's in the City's HOME loan program. HRD is also utilizing infrastructure financing through the City's general fund to expand the resources for “shovel-ready” projects that are mixed-income and non-LIHTC, but, include 20% or more affordable units. We expect that these efforts will result in a larger number of mixed income projects with affordable units completed over the current funding period.

The City will also utilize non-HOME funding sources to finance acquisition and rehab projects. The first of 10 units are under construction nearing completion for sale to income-eligible homebuyers. Four other non-HOME homebuyer projects are in various stages of pre-development representing 31 units of affordable homebuyer assistance.

Although there are typically fewer new construction projects in the City's pipeline, two home projects representing 253 units are under construction and will be completed during the next CAPER reporting period. HRD also anticipates two additional mixed use new construction projects will close in the upcoming Capere reporting period representing 237 mixed use units (65 affordable units).

Discuss how these outcomes will impact future annual action plans.

In future Action Plans, the City will continue to increase the number of affordable and mixed-use projects to add a significant amount of units not reflected in the previous table, this includes the number of households assisted with rental assistance and households supported through Rehab of existing units. The City has also approved five preservation projects anticipated to close with LIHTC (4%) over the next CAPER period extending affordability on 150 units and will also include project based vouchers. Future action plans will show an increase in both of these indicators to assist in absorbing some of the short-fall from earlier plan years.

Include the number of extremely low-income, low-income, and moderate-income persons served by each activity where information on income by family size is required to determine the eligibility of the activity.

Number of Households Served	CDBG Actual	HOME Actual
Extremely Low-income	171	24
Low-income	200	95
Moderate-income	208	0
Total	579	119

Table 13 – Number of Households Served

Narrative Information

Based on the actual number of affordable housing units produced in the program year for the rehab of existing units, the City surpassed it's one year goal by 93 units. The City of Detroit uses CDBG funding to provide home rehabilitation through the Emergency Home Repair and zero percent interest loan programs targeted in throughout the city and NRSA/Slums & Blight designated areas. Through this

process we were able to serve 171 extremely low-income, 200 low-income and 208 moderate-income households. There were 66 households that were over the moderate-income guidelines. The HOME Investment Partnership program provided affordable rental and some ownership housing for low-income families. This past fiscal year the HOME program supported 119 low-income households.

CR-25 - Homeless and Other Special Needs 91.220(d, e); 91.320(d, e); 91.520(c)

Evaluate the jurisdiction's progress in meeting its specific objectives for reducing and ending homelessness through:

Reaching out to homeless persons (especially unsheltered persons) and assessing their individual needs

The City of Detroit is a key partner on a citywide chronic homelessness initiative that has focused on expanding outreach efforts on homeless individuals who are unsheltered. Through our collaboration with the CoC, our community is currently preferencing chronically homeless, unsheltered households for permanent supportive housing. This resulted in a 32% reduction in unsheltered homelessness when comparing Detroit's 2016 and 2017 Point in Time Count numbers. Also, as a result of the chronic homelessness initiative along with the CoC collaboration we have seen an 18% reduction in the number of Detroit residents experiencing homelessness in the course of a year between 2015-2017.

Addressing the emergency shelter and transitional housing needs of homeless persons

Through our support of a wide variety of shelter programs for single adults, young adults, victims of domestic violence and families, the City of Detroit aims to address the immediate service needs of those in crisis to ensure they are safely sheltered. In fall of 2017, the process for entering shelter changed from a call center to an in-person model which allowed easier access to services for the most vulnerable. In addition, since 2016 the City of Detroit has funded a diversion program that tries to avoid shelter entry to the time that a household presents at shelter door. Diversion data since program inception suggests that approximately 20% of families seeking shelter are able to be diverted from entering. When diversion is not an option, the immediate needs of shelter are addressed through our local coordinated assessment system, and households are routed to the appropriate service.

Helping low-income individuals and families avoid becoming homeless, especially extremely low-income individuals and families and those who are: likely to become homeless after being discharged from publicly funded institutions and systems of care (such as health care facilities, mental health facilities, foster care and other youth facilities, and corrections programs and institutions); and, receiving assistance from public or private agencies that address housing, health, social services, employment, education, or youth needs

In a continued effort to reduce and end homelessness, the City of Detroit funds several subgrantees to do homelessness prevention activities including intervening on behalf of households facing eviction through the court system. Working through the Youth Taskforce established by Councilmember Mary Sheffield, the City of Detroit has been an active member in discussing how best to meet the needs of youth exiting foster care and other institutional settings. A youth focused Rapid Rehousing program began operating in the Detroit CoC recently to address the specific needs of youth.

In addition, as it relates to coordinating discharge policies, the City of Detroit, is participating as a member of the Detroit CoC in discussions in an attempt to improve coordination around discharges from hospital settings. This has included regular meetings with DMC and the DMC mental health crisis center, as well as Henry Ford Hospital. Over the past year, the Salvation Army has begun providing medical respite for patients at their Harbor Light facility that can help with individuals who don't need a hospital setting but are not suitable for shelter due to medical needs. Additionally, the COPE program funded by the Detroit Wayne Mental Health Authority provides temporary housing for those with mental health concerns who are being released from hospital settings.

In the coming year, the City of Detroit expects to increase its focus on meeting the needs of returning citizens as well as collaborating further with workforce development to improve the linkage for those who are homeless or unstably housed, particularly after permanent housing placement.

Helping homeless persons (especially chronically homeless individuals and families, families with children, veterans and their families, and unaccompanied youth) make the transition to permanent housing and independent living, including shortening the period of time that individuals and families experience homelessness, facilitating access for homeless individuals and families to affordable housing units, and preventing individuals and families who were recently homeless from becoming homeless again

Through the use of program standards, the City of Detroit is a partner in improving the Continuum of Care's response to homelessness and ensuring that programs that meet the needs of target populations (namely Rapid Rehousing and Permanent Supportive Housing) are achieving their target outcomes of helping households obtain and maintain housing stability. In addition, due to a homelessness preference from the Michigan State Housing Authority, many households experiencing homelessness in Detroit are able to obtain housing with Housing Choice Vouchers to ensure stability to extremely low income households with multiple barriers.

The City of Detroit participates in the Built for Zero campaign to improve our community's response to Veteran homelessness in the hopes of ending Veteran homelessness in Detroit. Through this process we have improved our community's response to Veteran homelessness through the creation of policies and procedures on how Veterans are served, as well as the establishment of a high quality by name list of Veterans experiencing homelessness. We continue to monitor our progress through regular leadership team meetings and by name list meetings. There are currently approximately 300 Veterans experiencing homelessness in Detroit. In our continued effort of working on Veteran homelessness we deploy the following tools to address Veteran needs:

- Supportive Services for Veteran Families (SSVF): SSVF will provide both RRH and prevention assistance for veterans (both single veterans and families with Veteran head of households). RRH provides short- to medium-term rental assistance and services to quickly move people from a homeless situation back into housing. Prevention assistance provides assistance to persons at-

risk of homelessness by using funds to pay rental or utility arrearages, or security deposits and limited rental assistance going forward for persons who need to move to a new housing unit. There are currently three SSVF programs operating in Detroit.

- HUD-VASH: HUD-VASH is a permanent supportive housing program funded by both HUD and the Veterans Administration (VA). There are currently over 300 HUD-VASH vouchers in Detroit.
- Grant Per Diem Transitional Housing (GPDTH): GPDTH beds provide transitional housing assistance to veterans experiencing homelessness, the majority of whom are single males. The intent of the GPDTH programs is to move these individuals into permanent housing.

We are in regular contact with the Continuum of Care regarding our progress on HUD's system performance measures as well. We use this information as a way to check in on our progress and set performance goals. To effectively implement strategies and goals, the City of Detroit is working now to standardize expectations for all funded programs through the establishment of a Policy Procedure manual with clear service and performance expectations for organizations. The Policy Procedure manual will be rolled out in the coming year through trainings to our subrecipients, representation being mandatory. The trainings will focus on performance expectations, policy procedures, HUD regulatory requirements and record keeping.

CR-30 - Public Housing 91.220(h); 91.320(j)

Actions taken to address the needs of public housing

The Detroit Housing Commission (DHC) is the public housing agency for the City of Detroit. DHC administers approximately 6,000 Housing Choice Vouchers per year under the Section 8 program and encourages homeownership opportunities. The DHC owns and operates 19 family and elderly public housing developments totaling approximately 3,500 units.

During 2017-2018 development continued at two (2) federally funded HOPE VI revitalization projects as discussed below:

1. **Woodbridge Estates:** DHC closed on the agreement to construct Phase IX. The developer has agreed to develop the site as a combination retail/rental phase, with retail spaces located on the first floor of a four-story building with 80 senior units. Construction began in early 2018 and will be completed in 2019.
2. **Gardenvue Estates:** A financial closing on 97-units took place in June of 2017. Construction began in September of 2017 and will be completed in early 2019. This is the last planned rental phase at Gardenvue Estates.

Actions taken to encourage public housing residents to become more involved in management and participate in homeownership

During the year DHC continued to work with both Resident Advisory Boards (RAB) and the elected Resident Councils (RC) at each development. DHC staff also met regularly with RAB and RC groups. These forums allowed residents of public housing to provide DHC with input regarding public housing program management. Residents were also encouraged to participate in the annual plan process by attending numerous planning meetings and the public hearing.

DHC presented its draft annual action plan to the public in a meeting during January of 2018. DHC encouraged the public to comment on the draft throughout the 45-day comment period. At the conclusion of the comment period, DHC's Board of Commissioners also held a public hearing to seek feedback and input from the public. At the conclusion of the comment period and public hearing, DHC's Board of Commissioners finalized the plan. It was filed with HUD on April 12th, 2018.

The DHC has also partnered with several HUD certified non-profit organizations to assist with the preparation of residents to become home ownership ready. These programs and services include but are not limited to credit counseling, basic home maintenance, financial assistance and homebuyer education. Additionally, the DHC offers two homeownership programs exclusive to DHC residents.

Actions taken to provide assistance to troubled PHAs

The DHC is designated as a standard performer. DHC staff is diligently working towards achieving high performer status in both the Housing Choice Voucher and Public Housing programs.

CR-35 - Other Actions 91.220(j)-(k); 91.320(i)-(j)

Actions taken to remove or ameliorate the negative effects of public policies that serve as barriers to affordable housing such as land use controls, tax policies affecting land, zoning ordinances, building codes, fees and charges, growth limitations, and policies affecting the return on residential investment. 91.220 (j); 91.320 (i)

The American Community Survey recently released population estimates for 2017 which show an increase in Detroit's population for the first time in decades, and a steady increase in development activity indicates that the population will continue to grow. While a growing tax base has the potential to ease the tax burden on long-term Detroiters, who currently face one of highest effective property tax rates in the nation, the surge of development also creates an increased risk of displacement due to rising rents and property values. The City has established ten strategic neighborhood investment areas to ensure that the benefits of public investment reach residents outside of the Detroit's rapidly developing Downtown and Midtown. The Housing and Revitalization Department (HRD) is committed to strategies that will ensure affordable housing opportunities for both renters and homeowners of all incomes, both within these strategic investment areas and citywide.

In 2018 the City released its Multifamily Affordable Housing Strategy and identified the goals of preserving 10,000 existing housing affordable housing units, and creating 2,000 new units of affordable housing. To implement this strategy the Housing and Revitalization Department created the Office of Policy Development and Implementation (OPDI), established the Affordable Housing Leverage Fund, and developed the Affordable Housing Preservation Action Plan.

HRD continues to provide funding for the development and preservation of affordable housing through the HOME Investment Partnership Program and CDBG. Since 2015, HRD has worked with developers and housing finance institutions to see that more than 600 new units of housing have been developed to serve households earning up to 60% of Area Median Income (AMI).

Development of housing, both affordable and market rate, is made financially feasible in Detroit with the assistance of tax incentives and abatements. The City's continues to offer incentives via such State of Michigan tax programs as the Payment in Lieu of Taxes (PILOT) and the Neighborhood Enterprise Zones (NEZ) programs.

In 2017, the City enacted an inclusionary housing ordinance. The ordinance requires affordable units be provided within developments based on the depth of subsidy provided. The baseline standard is for 20% of all units be affordable for low-income renters earning up to 80% AMI with additional specifications for units serving households up to 60% and 50% of AMI. The ordinance also established the Affordable Housing Development and Preservation Fund. This fund will be used to provide housing opportunities for households earning up to 50% of AMI, but will be primarily targeted to households earning up to 30% of AMI. The Affordable Housing Development and Preservation fund will be funded through 20% of net receipts on city-owned commercial property sales.

HRD continues to work to preserve affordable housing in Detroit. By 2023, the required affordability restrictions will expire on approximately 8,800 housing units. Through the Affordable Housing Leverage Fund, Preservation Action Plan, and implementation of neighborhood plans, the City aims to preserve these units. Between 2015 and September 2018, the City has coordinated efforts to preserve 768 at-risk units and developed more than 500 new affordable units (complete or under construction).

Actions taken to address obstacles to meeting underserved needs. 91.220(k); 91.320(j)

The homeless population in general is underserved, as many experiencing homelessness may have co-occurring mental, physical or behavioral health issues that may make it difficult for them to fully advocate for the needs of their families. Through the use of the coordinated assessment system, or CAM, as it is known in Detroit, the VI-SPDAT is administered to all households experiencing homelessness. The use of this tool allow the community of providers to understand the level of vulnerability those experiencing homelessness have and ensure that they get access to services that can assist them in reaching a level of stability. For individuals who do not present at shelters or other providers to seek assistance, the City of Detroit has enlisted several subgrantees to do homeless outreach to ensure we are reaching the most vulnerable residents experiencing homelessness. In addition, we have created a by name list of unsheltered individuals and families experiencing homelessness. This list helps to ensure a full linkage to services for those who may want to be involved in services initially. The coordination of outreach efforts and the establishment of a by name list led to a 30% reduction in unsheltered homelessness in Detroit between the 2017 and 2018 Point in Time Counts.

Actions taken to reduce lead-based paint hazards. 91.220(k); 91.320(j)

The Housing & Revitalization Department (HRD), in partnership with the Detroit Health Department (HD) and Lead Safe Detroit and are continuing to take steps to address lead hazards in Detroit. Exposure to lead can cause lead poisoning which can cause irreversible health damage. Lead exposure/poisoning is particularly harmful to children under six years old. To respond to lead problems, HRD continues to administer and implement several programs including:

Lead Hazard Reduction Program: HRD applied for and received its fourth Lead Hazard reduction Demonstration Grant in December of 2014. The program will conclude in October of 2018 and reach 226 households. The goal of the grant is to reduce and/or eliminate lead hazards in owner-occupied and rental properties where a child under the age of six (6) or a pregnant woman resides. This is primarily done through property rehabilitation. The program gives priority to households with children who have elevated blood lead levels (EBLL). Rental property owners require work to be inspected by Buildings, Safety Engineering and Environmental Department (BSEED) before a lead clearance is issued. HRD applied for an additional \$4.1M in funding from HUD for this program and is expecting a decision before the end of the 2018 calendar year. HRD applied in May for the State of Michigan Health and Human Services (MDHHS) CHIP Lead Abatement funding, and was awarded \$1.2M that will serve another 30 units.

HRD provides a 100% funding match using its CDBG allocation. In addition to rehabilitation work, HRD also coordinates an educational and informational awareness campaign with various partners in an effort to provide preventive strategies and resources assistance. HRD plans to complete and closeout up to 226 housing units by October 30, 2018. Projects began in July of 2015. During 2017-2018 program year, 59 homes were rehabilitated and cleared of lead hazards in the City of Detroit.

To respond to lead problems in Detroit, the Detroit Health Department (DHD) will continue to administer the Childhood **Lead Poisoning and Prevention Program (CLPPP)**. CLPPP's achievements includes the following: (1) Implemented comprehensive case management protocols for lead-burdened children to include home visits from advocates and public health nurses (2) Maintained a surveillance system for data accuracy (3) Distributed lead prevention education materials and provided presentations to community professionals and citizens (4) Developed a Memorandum of Understanding with the Housing and Revitalization Department to provide EBLL investigations and to facilitate the completion and submittal of grant applications to remediate the homes of lead-burdened children.

As of October 2017, All Rental properties in the City of Detroit must have a Lead Clearance, certifying that properties are lead-safe before they can be rented out. This provision holds landlords responsible for lead hazard in their properties. That ordinance was updated in October 2017 to increase enforcement around the legislation. Enforcement will be targeted city-wide, however special priority has been given to zip codes within the city that have higher rates of Elevated Blood Lead Levels (EBLLS).

In March 2018, HRD partnered with multiple agencies including the Detroit Land Bank Authority, Detroit Building Authority, DHD and BSEED to form the first ever Detroit Lead Poisoning Prevention Task Force and create a formal strategy to address lead poisoning in the City of Detroit.

Actions taken to reduce the number of poverty-level families. 91.220(k); 91.320(j)

As noted in the 2015-2019 Consolidated Plan: housing, education, transportation, and job opportunities are important aspects of Detroit's anti-poverty strategy. These following anti-poverty factors are discussed: **Housing:** Affordable housing is key to an anti-poverty strategy. Detroit's low-income persons were aided by several grant programs. HOME and CDBG funds were used to build rental housing, help with down payment assistance and rehabilitate homes for low and moderate income persons/families. The City of Detroit used CDBG and ESG funds to prevent homelessness and assist those that are already homeless with shelter and supportive services. The City of Detroit also received HOPWA funding to address housing problems faced by those struggling with an HIV/AIDS diagnosis. **Education:** Educational attainment is one key to bringing individuals out of poverty. There is a negative relationship between educational attainment and the jobless rate. One of goals of the Detroit Public School (DPS) is to create a high-demand, traditional public schools in every neighborhood while moving the district forward and eventually set it above all large urban school districts in the country. The DPS Community District approved a Community Education Commission, which will grade public schools and provide information to parents to help improve the district's overall performance. Additionally, the

Detroit Promise Zone program will fund two years of community college for Detroit students who graduate from any school in the city. CDBG funding for educational programs continues to be a City priority. During the 2017-2018 program year, the City of Detroit CDBG funds provided approximately \$1M for literacy, math, science, and job training programs. **Transportation:** Transportation to employment opportunities is important to combat the City's high jobless rate. The Detroit Department of Transportation (DDOT) operates 36 fixed transit routes in Detroit. Services operate 24 hours a day, 7-days a week, with 85,000 rides provided on a typical weekday. Transportation priorities include: (1) Improved cross-town transportation and options to get from the city to surrounding suburbs. (2) Purchasing 20 new buses annually to improve the reliability of the fleet. (3) Ensuring special needs groups (blind, deaf, disabled, and seniors) access to reliable transportation. (4) Supporting the new Regional Transit Authority (RTA) in developing a master transit plan. (5) In May 2017, Detroit launch the newest transit system called the Q-Line. It operates on a 3.3-mile track along Woodward and averages more than 7,000 riders daily. **Employment:** A significant cause of poverty is the lack of employment opportunities. Detroit at Work is a program that was launched in February 2017. Detroit at Work is a single point of entry to jobs and training opportunities within the City of Detroit. This program is a collaboration with the Detroit Employment Solutions Corporation (DESC), a non-profit agency dedicated to training and opportunities to match Detroiters to jobs. Some highlights of recent workforce initiatives includes: (1) a number of programs designed specifically to address particular populations such as veterans and newly released prisoners. (2) a Detroit Registered Apprentice Program (D-RAP); and (3) a Driver Responsibility Forgiveness fee that helps Detroiters get drivers licenses they lost back more quickly by participating in workforce training.

H&RD continued providing its Summer Youth Employment Program in the 2017-2018 program year. This program used CDBG funds for youth within the five designated NRZA areas. The program provides job training, skill building, and employment opportunities for at risk and low-income youth

Actions taken to develop institutional structure. 91.220(k); 91.320(j)

The City of Detroit has taken the following actions to develop institutional structure:

The City of Detroit has developed its institutional structure by establishing partnerships with City departments, neighborhood organizations, private institutions, non-profit organizations and continuum of care providers. When implementing the plan and to help carry out the objectives in the Consolidated

Plan and Annual Action Plan, the City continues to coordinate and collaborate with its partners. Included in the partnership structure are the expertise of contractors, service providers and others with the specialized knowledge needed to carry out programs and projects. The Consolidated Plan programs are usually accomplished through (carry out) the Housing and Revitalization Department, contracts with subrecipients, Community Based Development Organizations (CBDO), HOME program

developers, Community Housing Development Organizations (CHDOs) and other City departments.

The Housing & Revitalization Department (H&RD) administers the CDBG, ESG, HOME and HOPWA entitlement grants. H&RD are responsible for the following activities: community development, single

family rehabilitation, multi-family housing, public service, homeless public service, economic development, public facility rehabilitation, lead prevention, Section 108 loan and affordable housing. The program delivery of the funded activities are carried out through contracts by developers and nonprofit organizations.

The City's partners and their responsibilities in providing programs/services thru HUD's grant programs are the following:

The Planning & Development Department (P&DD) is responsible for: Historic designation advisory, historic review clearances, planning studies, site plan review, city master plan, zoning district boundaries approvals, and development plans.

The Detroit Building Authority, Detroit Land Bank Authority, and the Department of Neighborhoods are responsible for: Demolition of residential and commercial building and elimination of blight within the 7 districts in Detroit.

The City of Detroit, Health & Wellness Department funded programs/services are: The Housing Opportunities for Persons with AIDS (HOPWA) grant programs; and Tenant Based Rental Assistance (TBRA), Community Residential/Transitional, and Housing Supportive Services.

CLEAR Corps/Detroit, Health & Wellness Department, and Building Safety Engineering and Environmental Department (BSEED) collaborated efforts are through the following programs: Lead Prevention Program, Lead Safe Detroit, Lead Abatement Grant, Lead Education, Healthy Homes Detroit Program and lead hazard inspection for a rental property.

The H&RD housing programs were collaborated with the Detroit Housing Commission (DHC). The DHC manages the following program: Section 8• Low •income public housing.

The H&RD homeless programs were collaborated or carried out by a human service organization, Wayne Metropolitan Community Action Agency (WMCAA). WMCAA provided essential services, and community resources to low and moderate income individuals and families throughout all of Wayne County. The services include the following: Housing placement, moving, utility assistance, health care, weatherization, transportation and food access.

The City of Detroit funded three (3) economic development activities through contracts. The economic development programs are: Motor City Match (business owner program), Summer Youth Employment and Zero Percent Home Repair Loan (homeowners program).

Actions taken to enhance coordination between public and private housing and social service agencies. 91.220(k); 91.320(j)

The City of Detroit is an active member of the Detroit Continuum of Care, which includes state and local level services organizations. In addition, the City participates on the CoC Housing Resource Committee which works to engage local landlords to expand access to services. We are also working with the Michigan State Housing Development Authority and Detroit Housing Commission. Through the Continuum of Care, both housing authorities have pledged vouchers through their administrative plan specifically to residents of Detroit experiencing homelessness. In addition, the City of Detroit meets regularly with the Detroit Wayne Mental Health Authority to ensure the behavioral health needs of those experiencing homelessness are met. We also meet with the State of Michigan Department of Health and Human Service regularly to check in and align priorities.

Lastly, the City of Detroit Housing and Revitalization Department represents the city on the Wayne Metropolitan Community Action board. As a community action agency and the recipient of Detroit Community Service Block Grant funds, WMCA collaborates with the City to target community service block grant funds to address the unmet needs of Detroiters who are living in poverty, and helps the city leverage mainstream resources to ensure housing stability. This may include assistance with utilities, home repairs, weatherization, etc.

Lead Prevention and Intervention Program

Detroit Housing Commission (DHC) has been working with HUD Office of Lead Hazard Control and Healthy Homes (LHCHH), the Detroit Field Office and the Michigan Department of Health and Human Services (MDHHS) to establish a Data-Use Agreement (DUA) to allow all Public Housing Agencies (PHA's) to receive notification and personal data if a child under the age of 6 is identified with Elevated Blood Lead Level (EBLL) in and public or voucher subsidized property. This is the first step in an on-going process to identify lead-based paint and lead poisoning in HUD subsidized housing. DHC has also taken steps to identify and remove LBP, and assist those effected by LBP. DHC applied for but was not awarded a Lead-Based Paint Capital Fund (LBPCF) grant which would have been used for risk assessments, abatement and interim controls. DHC will continue to seek additional funding when available to address LBP. DHC also established a local preference for 10 tenant based vouchers for displaced families with children six (6) years of age or younger with EBLLs. DHC will now be establishing procedures to administer these vouchers.

Housing

The Detroit Housing Commission established a local preference for homelessness and transitional housing from a permanent supportive housing. This is a stand-alone waiting list for 200 tenant based vouchers.

Identify actions taken to overcome the effects of any impediments identified in the jurisdictions analysis of impediments to fair housing choice. 91.520(a)

The Analysis of Impediments to Fair Housing is a requirement for CDBG program compliance. The purpose of the analysis is to determine the possible existence of impediments to fair housing choice based on race, religion, sex, color, national origin, disability, or familial status. The following impediments to fair housing choice exist: (1) Discrimination in Housing: families with children, disability, and race are high; (2) Rental Market: single mothers not able to get rental housing (3) Home insurance discrimination: different rates offered between black and white testers in the Detroit area (4) Lack of education and awareness of Fair Housing (5) Partnerships to further fair housing (6) Language barriers for non-English speaking population.

The following actions were taken to affirmatively further fair housing:

In April 2018, H&RD participated in the Fair Housing Month campaign. The following activities occurred: (1) Posters were placed on notice boards in the City of Detroit and Wayne County municipal building, and public libraries; (2) Posters were placed in non-profit agencies serving low-moderate income persons; and (3) Fair Housing booklets were placed at H&RD office.

On April 4, 2018, the H&RD hosted a Fair Housing Conference for developers, non-profits organizations and property managers. The conference highlights were the following: history of fair housing, current fair housing laws, issues and resources, obstacles in fair housing, civil rights laws and resources, inclusionary housing, and economic opportunity.

On April 11, 2018 the H&RD staff attended the Southfield Non-Profit Housing Corporation Fair Housing Conference. The theme was "Fair Housing Makes Southfield Stronger". There was a presentation from the State of Michigan Civil Rights and Fair Housing Center of Metropolitan Detroit. The conference was located in Southfield, MI.

On April 25, 2018, the H&RD staff attended the Fair Housing Center of West Michigan 32nd annual educational conference to celebrate "Fair Housing Month" and highlight important issues of housing opportunity. The conference was located in Grand Rapids, MI. There were workshops on a wide variety of fair housing topics.

CR-40 - Monitoring 91.220 and 91.230

Describe the standards and procedures used to monitor activities carried out in furtherance of the plan and used to ensure long-term compliance with requirements of the programs involved, including minority business outreach and the comprehensive planning requirements

See Attachment.

Citizen Participation Plan 91.105(d); 91.115(d)

Describe the efforts to provide citizens with reasonable notice and an opportunity to comment on performance reports.

The Consolidated Annual Performance and Evaluation Report (CAPER) is the annual report provided to HUD describing the outcomes for federally funded CDBG, HOME, ESG and HOPWA grant programs.

To provide citizens with reasonable notice and the opportunity to comment on the CAPER report, a draft CAPER was made available for public review and comment. The review and comment period was September 7 - September 26, 2018, from 9:30 am to 4:00 pm in the offices of the Housing and Revitalization Department, 2 Woodward Ave., Ste. 908, Detroit, MI. Citizens were invited to comment on the draft CAPER anytime during the review period--in person, by phone, or at the public hearing. The CAPER public hearing was held on September 21, 2018, from 3:00 pm to 5:00 pm in the offices of Housing and Revitalization Department. The following financial reports were available for public review:

1. PR03 – CDCG Activity Summary Report
2. PR10 - CDBG Housing Activities (Rehabilitation)
3. PR23 – Summary of Accomplishments Report
4. PR26 – Financial Summary Report
5. 2017-2018 draft Consolidated Annual Performance and Evaluation Report (CAPER)

All citizen's comments are summarized and included in the 2017-2018 CAPER. There were no comments received during the comment period.

CR-45 - CDBG 91.520(c)

Specify the nature of, and reasons for, any changes in the jurisdiction's program objectives and indications of how the jurisdiction would change its programs as a result of its experiences.

For fiscal year 2017-2018, there were no significant changes to the City of Detroit CDBG program objectives. However, there were various amendments to the 2016-17 Annual Action Plan for the CDBG program. These amendments has allowed the City to reach its 1.5 spending achievement by reprogramming unused CDBG funds and Section 108 loan proceeds.

In July 2017, the Relocation activity was added to the 2015-2019 Consolidated Plan and 2016-2017 Action Plan. The additional Relocation activity is necessary to assist with the 40 Davenport project, rehabilitation of 93 unit multi-family building.

Does this Jurisdiction have any open Brownfields Economic Development Initiative (BEDI) grants?

No

[BEDI grantees] Describe accomplishments and program outcomes during the last year.

CR-50 - HOME 91.520(d)

Include the results of on-site inspections of affordable rental housing assisted under the program to determine compliance with housing codes and other applicable regulations

Please list those projects that should have been inspected on-site this program year based upon the schedule in §92.504(d). Indicate which of these were inspected and a summary of issues that were detected during the inspection. For those that were not inspected, please indicate the reason and how you will remedy the situation.

Please see the Multi-Family Unit Compliance Inspections report for the HOME projects with Units requiring inspection during the following years: 2015-2017. The chart shows that the City of Detroit did not complete inspections on units for 44 of the projects listed. Fourteen project have been inspected and are correcting deficiencies. There are now 17 additional projects that have satisfied the Compliance period requirements and no longer require inspections. There are now only 44 projects that require inspections and of those, 19 projects will satisfy affordability compliance period requirements after being inspected. All projects have been monitored for files, audits, and tenant eligibility. The exceptions are those projects in which the HOME affordability period ended during the Capex reporting period.

The City's HOME rental inspection effort is coordinated through a third party firm that certifies tenants for compliance with HOME income and rent limits during the HOME affordability period. A file review is completed and inspections are scheduled for each project prior to the anniversary date it was closed in IDIS.

HRD has taken the steps to ensure current year's inspections are completed during the current year and previous years are completed over time (the next two reporting period). These steps are listed below:

1. The National Consultant Services, LLC (NCS) has started pulling multiple year samples for projects as tenants are monitored in order to capture inspections previously required. The department is currently scheduling and conducting inspections matching those units sampled and necessary to satisfy annual inspection requirements for the 2016 and 2017 program years. During the next reporting period (2018) the department intends to schedule and conduct inspections to satisfy the annual inspection requirement for years 2018, 2015 and/or prior years.
2. The Department has recently assigned one staff person whose primary responsibility is completing required inspections.
3. The three year contract for Compliance monitoring has two years remaining.
4. As HOME Loans are modified, the city will continue to utilize project syndicators to ensure developers modifying loans are providing timely information required by our third party monitor. The City has modified eighteen loans during the current capex reporting period.

Provide an assessment of the jurisdiction's affirmative marketing actions for HOME units.

92.351(b)

The City requires all HOME or CDBG funded developers to notify the Detroit Housing Commission first when any rental units are vacated and prior to filing those respective vacancies. The Department will be aggressively monitoring and enforcing this provision, currently contained in all of our rental development agreements, through our Contract Compliance Administrator. This function is also managed through the compliance monitoring contract with NCS.

The Department will also provide the notices to the newly formed Office of Immigrant Affairs. This Office is a gateway to facilitate access to housing resources for incoming immigrants and the greater immigrant community. The Office is also currently developing a strategy for refugee resettlement. HRD is starting to implement this process during the current program.

Refer to IDIS reports to describe the amount and use of program income for projects, including the number of projects and owner and tenant characteristics

\$815,313.34 was received from developers/borrowers during the reporting period. There were \$0 drawn down to fund hard and soft costs for multi-development projects during the reporting period. Also, there were no costs for project administration.

Describe other actions taken to foster and maintain affordable housing. 91.220(k) (STATES ONLY: Including the coordination of LIHTC with the development of affordable housing). 91.320(j)

Housing Services has aggressively worked with a major LIHTC syndicator to close 8 loan modifications on existing HOME Loans to ensure long term viability and improve loan repayment expectations for the balance of the affordability period. The Department closed one preservation deal with MSHDA or FHA participation to fund prior HOME projects nearing the end of the original affordability period. Finally, the Department was working to close 9 additional loan modifications on existing projects with individual developers over the next twelve months.

The Department also issues, annually, a locally funded Notice of Funding Availability (NOFA). This NOFA now includes CDBG and NSP program income funding in addition to HOME funds and is usually released in concert with the State of Michigan's Low Income Housing Tax Credit (LIHTC) funding rounds. The NOFA is designed to leverage between two and ten dollars for each local dollar provided for a LIHTC project.

CR-55 - HOPWA 91.520(e)

Identify the number of individuals assisted and the types of assistance provided

Table for report on the one-year goals for the number of households provided housing through the use of HOPWA activities for: short-term rent, mortgage, and utility assistance payments to prevent homelessness of the individual or family; tenant-based rental assistance; and units provided in housing facilities developed, leased, or operated with HOPWA funds.

Number of Households Served Through:	One-year Goal	Actual
Short-term rent, mortgage, and utility assistance to prevent homelessness of the individual or family	0	0
Tenant-based rental assistance	190	227
Units provided in permanent housing facilities developed, leased, or operated with HOPWA funds	0	0
Units provided in transitional short-term housing facilities developed, leased, or operated with HOPWA funds	20	35

Table 14 – HOPWA Number of Households Served

Narrative

HOPWA was successful in addressing the housing needs for 227 families in the Tenant Based Program and 35 individuals in the two agency HOPWA funded facilities. Many of the adjustments to the program were based on the service support needs of these clients to address their ongoing homelessness. These included identifying what each client housing needs were through housing assessments and plans, goal setting and offering in-house Life skills sessions. Identifying and addressing barriers, for example, “transportation” with bus and cab vouchers (to search for permanent housing and to attend medical appointments) and linking clients with appropriate agencies for job training and education were additional strategies implemented and will be continued. On the program side, staff roles and positions were redesigned and staff development was highlighted all with the goal to better serve clients.

CR-60 - ESG 91.520(g) (ESG Recipients only)

ESG Supplement to the CAPER in *e-snaps*

For Paperwork Reduction Act

1. Recipient Information—All Recipients Complete

Basic Grant Information

Recipient Name	DETROIT
Organizational DUNS Number	006530661
EIN/TIN Number	386004606
Identify the Field Office	DETROIT
Identify CoC(s) in which the recipient or subrecipient(s) will provide ESG assistance	Detroit CoC

ESG Contact Name

Prefix	Ms
First Name	Meghan
Middle Name	0
Last Name	Takashima
Suffix	0
Title	Director of Supportive Housing Services

ESG Contact Address

Street Address 1	2 Woodward Avenue,
Street Address 2	Suite 908
City	Detroit
State	MI
ZIP Code	48226-
Phone Number	3136280734
Extension	0
Fax Number	0
Email Address	Takashimam@detroitmi.gov

ESG Secondary Contact

Prefix	Miss
First Name	Valeria
Last Name	Miller
Suffix	0
Title	Associate Director of Administration
Phone Number	3132249002
Extension	0
Email Address	RTrivedi@detroitmi.gov

2. Reporting Period—All Recipients Complete

Program Year Start Date	07/01/2017
-------------------------	------------

CAPER

40

3a. Subrecipient Form – Complete one form for each subrecipient

Subrecipient or Contractor Name: DETROIT

City: DETROIT

State: MI

Zip Code: 48226,

DUNS Number: 006530661

Is subrecipient a victim services provider: N

Subrecipient Organization Type: Unit of Government

ESG Subgrant or Contract Award Amount: 211828

Subrecipient or Contractor Name: ALTERNATIVES FOR GIRLS

City: ALTERNATIVES FOR GIRLS

State: MI

Zip Code: 99999,

DUNS Number:

Is subrecipient a victim services provider: Y

Subrecipient Organization Type: Other Non-Profit Organization

ESG Subgrant or Contract Award Amount: 75000

Subrecipient or Contractor Name: WAYNE METRO COMMUNITY ACTION AGENCY

City: Wyandotte

State: MI

Zip Code: 48192, 4064

DUNS Number: 053258109

Is subrecipient a victim services provider: N

Subrecipient Organization Type: Other Non-Profit Organization

ESG Subgrant or Contract Award Amount: 200000

Subrecipient or Contractor Name: CASS COMMUNITY SOCIAL SERVICES

City: Detroit

State: MI

Zip Code: 48206, 1351

DUNS Number: 167525070

Is subrecipient a victim services provider: N

Subrecipient Organization Type: Other Non-Profit Organization

ESG Subgrant or Contract Award Amount: 100000

Subrecipient or Contractor Name: MARINERS INN

City: DETROIT

State: MI

Zip Code: 48201,

DUNS Number: 127458909

Is subrecipient a victim services provider: N

Subrecipient Organization Type: Other Non-Profit Organization

ESG Subgrant or Contract Award Amount: 75000

Subrecipient or Contractor Name: WAYNE COUNTY NEIGHBORHOOD LEGAL SERVICES

City: Detroit

State: MI

Zip Code: 48226, 3290

DUNS Number: 197862014

Is subrecipient a victim services provider: N

Subrecipient Organization Type: Other Non-Profit Organization

ESG Subgrant or Contract Award Amount: 200000

Subrecipient or Contractor Name: COVENANT HOUSE

City: Detroit

State: MI

Zip Code: 48208, 2475

DUNS Number: 806464913

Is subrecipient a victim services provider: N

Subrecipient Organization Type: Other Non-Profit Organization

ESG Subgrant or Contract Award Amount: 75000

Subrecipient or Contractor Name: COALITION ON TEMPORARY SHELTERS

City: Detroit

State: MI

Zip Code: 48201, 2722

DUNS Number: 161078902

Is subrecipient a victim services provider: N

Subrecipient Organization Type: Other Non-Profit Organization

ESG Subgrant or Contract Award Amount: 100000

Subrecipient or Contractor Name: DETROIT RESCUE MISSION MINISTRIES

City: Detroit

State: MI

Zip Code: 48201, 2203

DUNS Number: 094547247

Is subrecipient a victim services provider: N

Subrecipient Organization Type: Other Non-Profit Organization

ESG Subgrant or Contract Award Amount: 100000

Subrecipient or Contractor Name: NEIGHBORHOOD SERVICES ORGANIZATION

City: Detroit

State: MI

Zip Code: 48226, 1400

DUNS Number: 043419399

Is subrecipient a victim services provider: N

Subrecipient Organization Type: Other Non-Profit Organization

ESG Subgrant or Contract Award Amount: 85000

Subrecipient or Contractor Name: SOUTHWEST COUNSELING SOLUTIONS

City: Detroit

State: MI

Zip Code: 48209, 2022

DUNS Number: 844806708

Is subrecipient a victim services provider: N

Subrecipient Organization Type: Other Non-Profit Organization

ESG Subgrant or Contract Award Amount: 150000

Subrecipient or Contractor Name: UNITED COMMUNITY HOUSING COALITION

City: Detroit

State: MI

Zip Code: 48226, 1408

DUNS Number: 051034718

Is subrecipient a victim services provider: N

Subrecipient Organization Type: Other Non-Profit Organization

ESG Subgrant or Contract Award Amount: 272547.77

Subrecipient or Contractor Name: YWCA INTERIM HOUSE

City: Detroit

State: MI

Zip Code: 48221, 0904

DUNS Number: 121516199

Is subrecipient a victim services provider: Y

Subrecipient Organization Type: Other Non-Profit Organization

ESG Subgrant or Contract Award Amount: 100000

Subrecipient or Contractor Name: OPERATION GET DOWN

City: Detroit

State: MI

Zip Code: 48213, 3112

DUNS Number: 106504459

Is subrecipient a victim services provider: N

Subrecipient Organization Type: Other Non-Profit Organization

ESG Subgrant or Contract Award Amount: 85000

Subrecipient or Contractor Name: CASS COMMUNITY SOCIAL SERVICES WARMING CENTER

City: Detroit

State: MI

Zip Code: 48206, 1351

DUNS Number: 167525070

Is subrecipient a victim services provider: N

Subrecipient Organization Type: Other Non-Profit Organization

ESG Subgrant or Contract Award Amount: 155000

Subrecipient or Contractor Name: THE SALVATION ARMY

City: Grand Rapids

State: MI

Zip Code: 49503, 3849

DUNS Number: 125624804

Is subrecipient a victim services provider: N

Subrecipient Organization Type: Other Non-Profit Organization

ESG Subgrant or Contract Award Amount: 85000

Subrecipient or Contractor Name: The HEAT and WARMTH fund- THAW

City: Detroit

State: MI

Zip Code: 48226, 3285

DUNS Number: 106504459

Is subrecipient a victim services provider: N

Subrecipient Organization Type: Other Non-Profit Organization

ESG Subgrant or Contract Award Amount: 100000

Subrecipient or Contractor Name: DETROIT RESCUE MISSION MINISTRIES FAIRVIEW

City: Detroit

State: MI

Zip Code: 48214, 1608

DUNS Number: 094547247

Is subrecipient a victim services provider: N

Subrecipient Organization Type: Other Non-Profit Organization

ESG Subgrant or Contract Award Amount: 75000

Subrecipient or Contractor Name: DETROIT RESCUE MISSION MINISTRIES (CHICAGO)

City: Detroit

State: MI

Zip Code: 48228, 2651

DUNS Number: 094547247

Is subrecipient a victim services provider: N

Subrecipient Organization Type: Other Non-Profit Organization

ESG Subgrant or Contract Award Amount: 80000

Subrecipient or Contractor Name: SOUTHWEST COUNSELING SOLUTIONS- CAM

City: Detroit

State: MI

Zip Code: 48209, 2022

DUNS Number: 844806708

Is subrecipient a victim services provider: N

Subrecipient Organization Type: Other Non-Profit Organization

ESG Subgrant or Contract Award Amount: 150000

Subrecipient or Contractor Name: DRMM WARMING CENTER

City: Detroit

State: MI

Zip Code: 48201, 2203

DUNS Number: 094547247

Is subrecipient a victim services provider: N

Subrecipient Organization Type: Other Non-Profit Organization

ESG Subgrant or Contract Award Amount: 100000

Subrecipient or Contractor Name: DRMM EMERGENCY SHELTER

City: Detroit

State: MI

Zip Code: 48201, 2203

DUNS Number: 094547247

Is subrecipient a victim services provider: N

Subrecipient Organization Type: Other Non-Profit Organization

ESG Subgrant or Contract Award Amount: 100000

Subrecipient or Contractor Name: City of Detroit Health Department

City: Detroit

State: MI

Zip Code: 48207,

DUNS Number:

Is subrecipient a victim services provider: N

Subrecipient Organization Type: Unit of Government

ESG Subgrant or Contract Award Amount: 150000

CR-65 - Persons Assisted

4. Persons Served

4a. Complete for Homelessness Prevention Activities

Number of Persons in Households	Total
Adults	
Children	
Don't Know/Refused/Other	
Missing Information	
Total	

Table 16 – Household Information for Homeless Prevention Activities

4b. Complete for Rapid Re-Housing Activities

Number of Persons in Households	Total
Adults	
Children	
Don't Know/Refused/Other	
Missing Information	
Total	

Table 17 – Household Information for Rapid Re-Housing Activities

4c. Complete for Shelter

Number of Persons in Households	Total
Adults	
Children	
Don't Know/Refused/Other	
Missing Information	
Total	

Table 18 – Shelter Information

4d. Street Outreach

Number of Persons in Households	Total
Adults	
Children	
Don't Know/Refused/Other	
Missing Information	
Total	

Table 19 – Household Information for Street Outreach

4e. Totals for all Persons Served with ESG

Number of Persons in Households	Total
Adults	
Children	
Don't Know/Refused/Other	
Missing Information	
Total	

Table 20 – Household Information for Persons Served with ESG

5. Gender—Complete for All Activities

	Total
Male	
Female	
Transgender	
Don't Know/Refused/Other	
Missing Information	
Total	

Table 21 – Gender Information

6. Age—Complete for All Activities

	Total
Under 18	
18-24	
25 and over	
Don't Know/Refused/Other	
Missing Information	
Total	

Table 22 – Age Information

7. Special Populations Served—Complete for All Activities

Number of Persons in Households				
Subpopulation	Total	Total Persons Served – Prevention	Total Persons Served – RRH	Total Persons Served in Emergency Shelters
Veterans				
Victims of Domestic Violence				
Elderly				
HIV/AIDS				
Chronically Homeless				
Persons with Disabilities:				
Severely Mentally Ill				
Chronic Substance Abuse				
Other Disability				
Total (unduplicated if possible)				

Table 23 – Special Population Served

CR-70 – ESG 91.520(g) - Assistance Provided and Outcomes

10. Shelter Utilization

Number of New Units - Rehabbed	0
Number of New Units - Conversion	0
Total Number of bed-nights available	451,870
Total Number of bed-nights provided	377,775
Capacity Utilization	83.60%

Table 24 – Shelter Capacity

11. Project Outcomes Data measured under the performance standards developed in consultation with the CoC(s)

The City of Detroit worked with the greater continuum of care to establish written standards which include outcome measures for the four program types funded under ESG. The established outcomes are presented below. Over the course of the next year, we will be establishing baseline and year one goals for subrecipients to achieve to drive funding decisions.

For Outreach:

- % of participants enrolled in the program will meet the definition of unsheltered
- VI-SPDAT are completed on % of enrolled participants
- % of all enrolled participants develop a housing goal
- % of those who develop a housing goal exit homelessness to permanent housing
- % retaining housing at one month and two year intervals
- The extent to which persons who exit homelessness to Permanent Housing destinations return to homelessness within 6 and 24 months
- Increase in placements to permanent housing destinations, temporary destinations (except for a place not meant for human habitation), and some institutional destinations

For Prevention:

- % of household that receive assistance will not become literally homeless within 6 months
- % of household that receive assistance will not become literally homeless within 12 months
- % of household that receive assistance will not become literally homeless within 2 years

For Shelter:

- % of those served will receive a VI/SPDAT
- Of those who stay in shelter more than 14 days, % will establish a housing goal
- % will exit shelter to a permanent housing destination. This percentage should increase each year.
- The extent to which persons who exit homelessness to permanent housing destinations return to homelessness within 6 to 24 months

For Rapid Rehousing:

- % of households served will achieve permanent housing within 60 days of referral so long as funds are available. "Available" means allocated, under contract and being reimbursed on a timely basis.
- % of those served are able to maintain housing without RRH assistance by 180 days
- % of those served are not literally homeless after one year
- % of those served are placed on the MSHDA Housing Choice Voucher (HCV) Homeless Preference wait list
- Increase in the percent of adults who gain or increase employment or non-employment cash income over time

CR-75 – Expenditures

11. Expenditures

11a. ESG Expenditures for Homelessness Prevention

	Dollar Amount of Expenditures in Program Year		
	2015	2016	2017
Expenditures for Rental Assistance	0	0	0
Expenditures for Housing Relocation and Stabilization Services - Financial Assistance	0	0	0
Expenditures for Housing Relocation & Stabilization Services - Services	0	0	0
Expenditures for Homeless Prevention under Emergency Shelter Grants Program	352,407	828,384	242,289
Subtotal Homelessness Prevention	352,407	828,384	242,289

Table 25 – ESG Expenditures for Homelessness Prevention

11b. ESG Expenditures for Rapid Re-Housing

	Dollar Amount of Expenditures in Program Year		
	2015	2016	2017
Expenditures for Rental Assistance	0	0	0
Expenditures for Housing Relocation and Stabilization Services - Financial Assistance	0	0	0
Expenditures for Housing Relocation & Stabilization Services - Services	0	0	0
Expenditures for Homeless Assistance under Emergency Shelter Grants Program	533,523	522,683	778,234
Subtotal Rapid Re-Housing	533,523	522,683	778,234

Table 26 – ESG Expenditures for Rapid Re-Housing

11c. ESG Expenditures for Emergency Shelter

	Dollar Amount of Expenditures in Program Year		
	2015	2016	2017
Essential Services	0	0	0
Operations	701,383	504,462	1,701,247
Renovation	0	0	0

Major Rehab	0	0	0
Conversion	0	0	0
Subtotal	701,383	504,462	1,701,247

Table 27 – ESG Expenditures for Emergency Shelter

11d. Other Grant Expenditures

	Dollar Amount of Expenditures in Program Year		
	2015	2016	2017
Street Outreach	128,776	18,170	18,746
HMIS	0	11,214	40,418
Administration	76,871	635,708	217,491

Table 28 - Other Grant Expenditures

11e. Total ESG Grant Funds

Total ESG Funds Expended	2015	2016	2017
	1,792,960	2,520,621	2,998,425

Table 29 - Total ESG Funds Expended

11f. Match Source

	2015	2016	2017
Other Non-ESG HUD Funds	946,666	2,838,335	2,587,347
Other Federal Funds	0	0	0
State Government	0	0	0
Local Government	0	0	0
Private Funds	0	0	0

Other	5,915,467	0	237,029
Fees	0	0	0
Program Income	0	0	0
Total Match Amount	6,862,133	2,838,335	2,824,376

Table 30 - Other Funds Expended on Eligible ESG Activities

11g. Total

Total Amount of Funds Expended on ESG Activities	2015	2016	2017
	8,655,093	5,358,956	5,822,801

Table 31 - Total Amount of Funds Expended on ESG Activities

Attachment

CAPER Cover page, pics, success stories, maps, ad

PR 26 Financial

	Office of Community Planning and Development	DATE: 09-27-18
	U.S. Department of Housing and Urban Development	TIME: 17:01
	Integrated Disbursement and Information System	PAGE: 1
	PR26 - CDBG Financial Summary Report	
	Program Year 2017	
	DETROIT, MI	

PART I: SUMMARY OF CDBG RESOURCES	
01 UNEXPENDED CDBG FUNDS AT END OF PREVIOUS PROGRAM YEAR	67,746,428.20
02 ENTITLEMENT GRANT	31,291,891.00
03 SURPLUS URBAN RENEWAL	0.00
04 SECTION 108 GUARANTEED LOAN FUNDS	0.00
05 CURRENT YEAR PROGRAM INCOME	127,741.16
05a CURRENT YEAR SECTION 108 PROGRAM INCOME (FOR SI TYPE)	211,702.85
06 FUNDS RETURNED TO THE LINE-OF-CREDIT	0.00
06a FUNDS RETURNED TO THE LOCAL CDBG ACCOUNT	0.00
07 ADJUSTMENT TO COMPUTE TOTAL AVAILABLE	0.00
08 TOTAL AVAILABLE (SUM, LINES 01-07)	99,376,843.21
PART II: SUMMARY OF CDBG EXPENDITURES	
09 DISBURSEMENTS OTHER THAN SECTION 108 REPAYMENTS AND PLANNING/ADMINISTRATION	21,034,842.31
10 ADJUSTMENT TO COMPUTE TOTAL AMOUNT SUBJECT TO LOW/MOD BENEFIT	0.00
11 AMOUNT SUBJECT TO LOW/MOD BENEFIT (LINE 09 + LINE 10)	21,034,842.31
12 DISBURSED IN IDIS FOR PLANNING/ADMINISTRATION	6,565,207.66
13 DISBURSED IN IDIS FOR SECTION 108 REPAYMENTS	19,670,007.77
14 ADJUSTMENT TO COMPUTE TOTAL EXPENDITURES	0.00
15 TOTAL EXPENDITURES (SUM, LINES 11-14)	47,260,067.74
16 UNEXPENDED BALANCE (LINE 08 - LINE 15)	52,116,785.47
PART III: LOW/MOD BENEFIT THIS REPORTING PERIOD	
17 EXPENDED FOR LOW/MOD HOUSING IN SPECIAL AREAS	0.00
18 EXPENDED FOR LOW/MOD MULTI-UNIT HOUSING	0.00
19 DISBURSED FOR OTHER LOW/MOD ACTIVITIES	15,296,600.06
20 ADJUSTMENT TO COMPUTE TOTAL LOW/MOD CREDIT	0.00
21 TOTAL LOW/MOD CREDIT (SUM, LINES 17-20)	15,296,600.06
22 PERCENT LOW/MOD CREDIT (LINE 21/LINE 11)	72.53%
LOW/MOD BENEFIT FOR MULTI-YEAR CERTIFICATIONS	
23 PROGRAM YEAR(S) COVERED IN CERTIFICATION	PY: 2016 PY: 2017 PY: 2018
24 CUMULATIVE NET EXPENDITURES SUBJECT TO LOW/MOD BENEFIT CALCULATION	0.00
25 CUMULATIVE EXPENDITURES BENEFITING LOW/MOD PERSONS	0.00
26 PERCENT BENEFIT TO LOW/MOD PERSONS (LINE 25/LINE 24)	0.00%
PART IV: PUBLIC SERVICE (PS) CAP CALCULATIONS	
27 DISBURSED IN IDIS FOR PUBLIC SERVICES	5,968,473.68
28 PS UNLIQUIDATED OBLIGATIONS AT END OF CURRENT PROGRAM YEAR	1,583,514.51
29 PS UNLIQUIDATED OBLIGATIONS AT END OF PREVIOUS PROGRAM YEAR	1,090,024.49
30 ADJUSTMENT TO COMPUTE TOTAL PS OBLIGATIONS	0.00
31 TOTAL PS OBLIGATIONS (LINE 27 + LINE 28 - LINE 29 + LINE 30)	6,451,963.70
32 ENTITLEMENT GRANT	31,291,891.00
33 PRIOR YEAR PROGRAM INCOME	11,514,809.38
34 ADJUSTMENT TO COMPUTE TOTAL SUBJECT TO PS CAP	1,317,405.18
35 TOTAL SUBJECT TO PS CAP (SUM, LINES 30-34)	44,124,105.56
36 PERCENT FUNDS OBLIGATED FOR PS ACTIVITIES (LINE 31/LINE 35)	14.62%
PART V: PLANNING AND ADMINISTRATION (PA) CAP	
37 DISBURSED IN IDIS FOR PLANNING/ADMINISTRATION	6,565,207.66
38 PA UNLIQUIDATED OBLIGATIONS AT END OF CURRENT PROGRAM YEAR	3,338,588.22
39 PA UNLIQUIDATED OBLIGATIONS AT END OF PREVIOUS PROGRAM YEAR	3,747,602.47
40 ADJUSTMENT TO COMPUTE TOTAL PA OBLIGATIONS	0.00
41 TOTAL PA OBLIGATIONS (LINE 37 + LINE 38 - LINE 39 + LINE 40)	6,146,193.41
42 ENTITLEMENT GRANT	31,291,891.00
43 CURRENT YEAR PROGRAM INCOME	339,624.01
44 ADJUSTMENT TO COMPUTE TOTAL SUBJECT TO PA CAP	937,729.34
45 TOTAL SUBJECT TO PA CAP (SUM, LINES 40-44)	32,569,144.35
46 PERCENT FUNDS OBLIGATED FOR PA ACTIVITIES (LINE 41/LINE 45)	18.87%

LINE 17 DETAIL: ACTIVITIES TO CONSIDER IN DETERMINING THE AMOUNT TO ENTER ON LINE 17

Plan Year	IDIS Project	IDIS Activity	Voucher Number	Activity Name	Matrix Code	National Objective	Target Area Type	Drawn Amount
-----------	--------------	---------------	----------------	---------------	-------------	--------------------	------------------	--------------

		Office of Community Planning and Development U.S. Department of Housing and Urban Development Integrated Disbursement and Information System PR25 - CDBG Financial Summary Report Program Year 2017 DETROIT, MI					DATE:	09-27-18
							TIME:	17:01
							PAGE:	1
2014	109	8183	6138176	Housing Rehab Loan Program NRSA1	14A	LWHSP	Strategy area	\$71,980.50
2014	109	8183	6143929	Housing Rehab Loan Program NRSA1	14A	LWHSP	Strategy area	\$15,000.00
2014	109	8184	6138187	Housing Rehab Loan Program NRSA 2	14A	LWHSP	Strategy area	\$78,709.50
2014	109	8184	6143930	Housing Rehab Loan Program NRSA 2	14A	LWHSP	Strategy area	\$60,280.50
2014	109	8185	6138190	Housing Rehab Loan Program NRSA 3	14A	LWHSP	Strategy area	\$43,909.03
2014	109	8185	6143932	Housing Rehab Loan Program NRSA 3	14A	LWHSP	Strategy area	\$11,657.50
2014	109	8186	6138196	Housing Rehab Loan Program NRSA 4	14A	LWHSP	Strategy area	\$121,292.50
2014	109	8186	6143933	Housing Rehab Loan Program NRSA 4	14A	LWHSP	Strategy area	\$113,380.00
2014	109	8187	6138205	Housing Rehab Loan Program NRSA 5	14A	LWHSP	Strategy area	\$91,603.50
2014	109	8187	6143936	Housing Rehab Loan Program NRSA 5	14A	LWHSP	Strategy area	\$51,372.00
					14A	Matrix Code		\$699,145.03
2014	81	8196	6143035	Housing Rehab Administration Loan Program NRSA's	14H	LWHSP	Strategy area	\$147,000.00
2014	81	8196	6143041	Housing Rehab Administration Loan Program NRSA's	14H	LWHSP	Strategy area	\$96,981.00
2014	81	8196	6145650	Housing Rehab Administration Loan Program NRSA's	14H	LWHSP	Strategy area	\$255,966.00
2014	81	8196	6145625	Housing Rehab Administration Loan Program NRSA's	14H	LWHSP	Strategy area	\$254,951.00
					14H	Matrix Code		\$754,298.00
Total								\$1,413,443.03

LINE 18 DETAIL: ACTIVITIES TO CONSIDER IN DETERMINING THE AMOUNT TO ENTER ON LINE 18


Plan Year	IDIS Project	IDIS Activity	Activity Name	Matrix Code	National Objective	Drawn Amount
2016	24	8490	Relocation	08	LWH	\$107,670.51
				08	Matrix Code	\$107,670.51
2017	5	8462	Multi-Family Staffing (Direct)	14H	LWH	\$780,060.75
				14H	Matrix Code	\$780,060.75
Total						\$887,731.26


LINE 19 DETAIL: ACTIVITIES INCLUDED IN THE COMPUTATION OF LINE 19


Plan Year	IDIS Project	IDIS Activity	YOUNGER NUMBER	Activity Name	Matrix Code	National Objective	Drawn Amount
2016	10	8288	6100903	Cass Community Social Services (Street Outreach)	03C	LMC	\$1,517.17
2016	10	8288	6122177	Cass Community Social Services (Street Outreach)	03C	LMC	\$7,299.19
2016	10	8288	6122179	Cass Community Social Services (Street Outreach)	03C	LMC	\$7,646.64
2016	10	8288	6126491	Cass Community Social Services (Street Outreach)	03C	LMC	\$9,986.68
2016	10	8288	6130510	Cass Community Social Services (Street Outreach)	03C	LMC	\$10,068.03
2016	10	8288	6146891	Cass Community Social Services (Street Outreach)	03C	LMC	\$11,759.11
2016	10	8288	6166483	Cass Community Social Services (Street Outreach)	03C	LMC	\$6,402.03
2016	10	8290	6106076	Central United Methodist/NOAH	03C	LMC	\$7,706.38
2016	10	8290	6106080	Central United Methodist/NOAH	03C	LMC	\$6,821.65
2016	10	8290	6106081	Central United Methodist/NOAH	03C	LMC	\$6,379.52
2016	10	8290	6106083	Central United Methodist/NOAH	03C	LMC	\$9,180.24
2016	10	8290	6106086	Central United Methodist/NOAH	03C	LMC	\$6,302.08
2016	10	8290	6106132	Central United Methodist/NOAH	03C	LMC	\$3,259.30
2016	10	8290	6125172	Central United Methodist/NOAH	03C	LMC	\$5,105.00
2016	10	8290	6126493	Central United Methodist/NOAH	03C	LMC	\$5,105.00
2016	10	8290	6126494	Central United Methodist/NOAH	03C	LMC	\$5,171.00
2016	10	8290	6127870	Central United Methodist/NOAH	03C	LMC	\$8,564.59
2016	10	8290	6127905	Central United Methodist/NOAH	03C	LMC	\$6,116.00
2016	10	8290	6127908	Central United Methodist/NOAH	03C	LMC	\$5,209.24
2016	10	8299	6145944	DRMM Street Out Reach	03C	LMC	\$24,724.40
2016	10	8299	6145949	DRMM Street Out Reach	03C	LMC	\$11,779.81
					03C	Matrix Code	\$166,173.06
2016	8	8231	6144956	Chapel Hill Missionary Baptist Church	03D	LMC	\$1,400.00
					03D	Matrix Code	\$1,400.00
2014	99	7972	6082990	Charles H Wright African American Museum	03E	LMA	\$25,254.70
2014	99	7972	6145262	Charles H Wright African American Museum	03E	LMA	\$46,360.80
2015	7	8068	6097326	Adult Well Being Services	03E	LMC	\$1,500.00
2015	7	8068	6106904	Adult Well Being Services	03E	LMC	\$4,250.00
2015	7	8068	6126944	Adult Well Being Services	03E	LMC	\$5,690.00


				Office of Community Planning and Development U.S. Department of Housing and Urban Development Integrated Disbursement and Information System PR25 - CDBG Financial Summary Report Program Year 2017 DETROIT, MI			DATE: 09-27-18
							TIME: 17:01
							PAGE: 1
2015	7	8098	6126946	Adult Well Being Services	03E	LMC	\$859.00
2015	7	8098	6126947	Adult Well Being Services	03E	LMC	\$9,690.00
2015	7	8098	6140696	Adult Well Being Services	03E	LMC	\$425.00
2015	7	8099	6091855	Bridging Communities	03E	LMC	\$4,400.00
2015	7	8099	6100430	Bridging Communities	03E	LMC	\$877.50
2015	7	8099	6100432	Bridging Communities	03E	LMC	\$6,310.00
2015	7	8099	6145255	Bridging Communities	03E	LMC	\$40,841.65
2015	7	8100	6106992	Chapel Hill MBC Non-Profit Housing/Christian Social Outreach	03E	LMC	\$1,000.00
2015	7	8100	6145259	Chapel Hill MBC Non-Profit Housing/Christian Social Outreach	03E	LMC	\$5,033.00
2015	7	8100	6182082	Chapel Hill MBC Non-Profit Housing/Christian Social Outreach	03E	LMC	\$3,100.00
2015	7	8100	6182142	Chapel Hill MBC Non-Profit Housing/Christian Social Outreach	03E	LMC	\$50.00
2015	7	8102	6143207	Detroit Central City Comm. Mental Health, Inc.	03E	LMA	\$4,470.00
2015	7	8103	6054476	Elmhurst Home, Inc.	03E	LMA	\$1,650.00
2015	7	8103	6143217	Elmhurst Home, Inc.	03E	LMA	\$1,320.00
2015	7	8105	6136840	Franklin Wright Settlements, Inc.	03E	LMA	\$5,000.00
2015	7	8107	6102981	Liberty Temple Baptist Church/Snr. Citizen Project	03E	LMA	\$1,260.00
2015	7	8108	6136834	North Rosedale Park Civic Association	03E	LMA	\$15,379.50
2015	7	8108	6183473	North Rosedale Park Civic Association	03E	LMA	\$84,620.50
2015	7	8109	6054478	PW Community Development Non-Profit Housing Corporation	03E	LMC	\$1,125.00
2015	7	8109	6143128	PW Community Development Non-Profit Housing Corporation	03E	LMC	\$3,283.00
2015	7	8110	6144559	Samaritan Center	03E	LMC	\$68,733.00
2015	7	8112	6095163	Urban Neighborhood Initiatives	03E	LMA	\$1,365.47
2016	8	8240	6183471	North Rosedale Park Civic Assn.	03E	LMC	\$49,263.50
2016	8	8243	6112257	Urban Neighborhood Initiatives, Inc.	03E	LMC	\$100,000.00
				03E	Matrix Code		\$489,167.02
2013	4	7957	6116688	Recreation Centers Renovation	03F	LMA	\$14,188.10
2013	4	7957	6143130	Recreation Centers Renovation	03F	LMA	\$62,802.00
2013	4	7957	6174352	Recreation Centers Renovation	03F	LMA	\$343,626.03
2013	4	7957	6174354	Recreation Centers Renovation	03F	LMA	\$305,919.09
2013	4	7957	6182084	Recreation Centers Renovation	03F	LMA	\$78,938.35
2016	25	8500	6174384	Public Park Improvement (Jayne Field)	03F	LMA	\$215,061.10
2016	25	8500	6174407	Public Park Improvement (Jayne Field)	03F	LMA	\$157,248.00
2016	25	8500	6174414	Public Park Improvement (Jayne Field)	03F	LMA	\$19,800.00
				03F	Matrix Code		\$1,277,602.67
2016	10	8284	6096380	Alternatives For Girls	03T	LMC	\$2,536.80
2016	10	8284	6096381	Alternatives For Girls	03T	LMC	\$2,314.75
2016	10	8284	6096383	Alternatives For Girls	03T	LMC	\$4,065.01
2016	10	8284	6096385	Alternatives For Girls	03T	LMC	\$4,442.98
2016	10	8284	6138123	Alternatives For Girls	03T	LMC	\$5,715.83
2016	10	8284	6138706	Alternatives For Girls	03T	LMC	\$7,570.08
2016	10	8284	6138707	Alternatives For Girls	03T	LMC	\$5,826.52
2016	10	8284	6138708	Alternatives For Girls	03T	LMC	\$4,487.80
2016	10	8284	6138709	Alternatives For Girls	03T	LMC	\$5,651.29
2016	10	8284	6144746	Alternatives For Girls	03T	LMC	\$9,003.79
2016	10	8284	6144748	Alternatives For Girls	03T	LMC	\$18,277.83
2016	10	8284	6144750	Alternatives For Girls	03T	LMC	\$5,011.96
2016	10	8287	6119480	Cass Community Social Services	03T	LMC	\$3,915.65
2016	10	8287	6119482	Cass Community Social Services	03T	LMC	\$4,336.09
2016	10	8287	6119484	Cass Community Social Services	03T	LMC	\$2,806.54
2016	10	8287	6119695	Cass Community Social Services	03T	LMC	\$2,194.95
2016	10	8287	6119704	Cass Community Social Services	03T	LMC	\$6,489.54
2016	10	8287	6119706	Cass Community Social Services	03T	LMC	\$9,448.03
2016	10	8287	6119708	Cass Community Social Services	03T	LMC	\$6,124.06
2016	10	8287	6119710	Cass Community Social Services	03T	LMC	\$9,827.82
2016	10	8287	6119711	Cass Community Social Services	03T	LMC	\$6,536.13
2016	10	8287	6138511	Cass Community Social Services	03T	LMC	\$3,874.66
2016	10	8287	6138512	Cass Community Social Services	03T	LMC	\$4,611.09
2016	10	8287	6142538	Cass Community Social Services	03T	LMC	\$18,835.34
2016	10	8289	6095208	Cass Community Social Services (Warming Center)	03T	LMC	\$2,233.38
2016	10	8289	6095210	Cass Community Social Services (Warming Center)	03T	LMC	\$14,162.45


Office of Community Planning and Development U.S. Department of Housing and Urban Development Integrated Disbursement and Information System PR25 - CDBG Financial Summary Report Program Year 2017 DETROIT, MI							DATE: 09-27-18 TIME: 17:01 PAGE: 1
2016	10	8289	6096212	Cass Community Social Services (Warming Center)	03T	LMC	\$18,847.84
2016	10	8289	6096213	Cass Community Social Services (Warming Center)	03T	LMC	\$22,862.46
2016	10	8289	6096217	Cass Community Social Services (Warming Center)	03T	LMC	\$41,885.12
2016	10	8289	6121595	Cass Community Social Services (Warming Center)	03T	LMC	\$8.75
2016	10	8291	6141557	Coalition on Temporary Shelter (COTS)	03T	LMC	\$16,015.30
2016	10	8291	6141561	Coalition on Temporary Shelter (COTS)	03T	LMC	\$9,805.05
2016	10	8291	6141565	Coalition on Temporary Shelter (COTS)	03T	LMC	\$14,934.61
2016	10	8291	6141571	Coalition on Temporary Shelter (COTS)	03T	LMC	\$9,300.78
2016	10	8291	6141596	Coalition on Temporary Shelter (COTS)	03T	LMC	\$10,140.44
2016	10	8291	6141629	Coalition on Temporary Shelter (COTS)	03T	LMC	\$9,678.06
2016	10	8291	6147747	Coalition on Temporary Shelter (COTS)	03T	LMC	\$5,126.76
2016	10	8293	6090932	Community Social Services of Wayne County	03T	LMC	\$9,104.89
2016	10	8293	6090934	Community Social Services of Wayne County	03T	LMC	\$8,752.69
2016	10	8293	6090935	Community Social Services of Wayne County	03T	LMC	\$7,147.87
2016	10	8293	6094046	Community Social Services of Wayne County	03T	LMC	\$9,142.72
2016	10	8293	6094054	Community Social Services of Wayne County	03T	LMC	\$10,157.16
2016	10	8293	6094056	Community Social Services of Wayne County	03T	LMC	\$6,840.96
2016	10	8293	6097030	Community Social Services of Wayne County	03T	LMC	\$8,655.41
2016	10	8293	6096171	Community Social Services of Wayne County	03T	LMC	\$2,815.64
2016	10	8293	6117518	Community Social Services of Wayne County	03T	LMC	\$1,779.29
2016	10	8293	6121605	Community Social Services of Wayne County	03T	LMC	\$1,219.31
2016	10	8293	6157926	Community Social Services of Wayne County	03T	LMC	\$3,384.83
2016	10	8293	6157927	Community Social Services of Wayne County	03T	LMC	\$5,969.23
2016	10	8294	6087736	Covenant House	03T	LMC	\$8,285.50
2016	10	8294	6087741	Covenant House	03T	LMC	\$6,677.90
2016	10	8294	6087742	Covenant House	03T	LMC	\$6,718.11
2016	10	8294	6087744	Covenant House	03T	LMC	\$7,209.94
2016	10	8294	6087948	Covenant House	03T	LMC	\$7,316.38
2016	10	8294	6087949	Covenant House	03T	LMC	\$11,253.44
2016	10	8294	6087950	Covenant House	03T	LMC	\$8,266.29
2016	10	8294	6097902	Covenant House	03T	LMC	\$5,370.17
2016	10	8294	6097910	Covenant House	03T	LMC	\$5,875.23
2016	10	8294	6114889	Covenant House	03T	LMC	\$4,702.19
2016	10	8294	6114890	Covenant House	03T	LMC	\$3,324.85
2016	10	8295	6145414	DRWM 3rd Street	03T	LMC	\$94,953.82
2016	10	8296	6145425	DRWM Genesis House III Chicago	03T	LMC	\$49,701.37
2016	10	8297	6145410	DRWM Genesis House III Fairview	03T	LMC	\$73,647.49
2016	10	8298	6145427	DRWM Genesis House III Mack	03T	LMC	\$68,301.95
2016	10	8303	6106686	Mariner's Inn	03T	LMC	\$8,407.71
2016	10	8303	6106687	Mariner's Inn	03T	LMC	\$6,187.61
2016	10	8303	6106688	Mariner's Inn	03T	LMC	\$7,558.73
2016	10	8303	6127010	Mariner's Inn	03T	LMC	\$6,456.28
2016	10	8303	6127019	Mariner's Inn	03T	LMC	\$5,321.45
2016	10	8309	6130225	Neighborhood Service Organization (NSO)	03T	LMC	\$22,770.68
2016	10	8309	6139952	Neighborhood Service Organization (NSO)	03T	LMC	\$5,452.65
2016	10	8309	6148128	Neighborhood Service Organization (NSO)	03T	LMC	\$4,625.16
2016	10	8310	6164305	Operation Get Down	03T	LMC	\$4,868.53
2016	10	8310	6164306	Operation Get Down	03T	LMC	\$3,672.25
2016	10	8310	6164311	Operation Get Down	03T	LMC	\$3,935.41
2016	10	8310	6164313	Operation Get Down	03T	LMC	\$3,269.78
2016	10	8310	6164314	Operation Get Down	03T	LMC	\$0,721.75
2016	10	8310	6164315	Operation Get Down	03T	LMC	\$5,202.72
2016	10	8311	6123853	Salvation Army	03T	LMC	\$3,151.67
2016	10	8311	6123854	Salvation Army	03T	LMC	\$5,529.00
2016	10	8311	6123855	Salvation Army	03T	LMC	\$5,798.77
2016	10	8311	6123856	Salvation Army	03T	LMC	\$6,434.29
2016	10	8311	6123858	Salvation Army	03T	LMC	\$6,924.15
2016	10	8311	6123860	Salvation Army	03T	LMC	\$9,028.86
2016	10	8311	6123861	Salvation Army	03T	LMC	\$6,611.51
2016	10	8311	6137657	Salvation Army	03T	LMC	\$0,054.82

		Office of Community Planning and Development U.S. Department of Housing and Urban Development Integrated Disbursement and Information System PR25 - CDBG Financial Summary Report Program Year 2017 DETROIT, MI					DATE:	09-27-18
							TIME:	17:01
							PAGE:	1
2016	10	8311	6137658	Salvation Army	03T	LMC		\$7,136.89
2016	10	8311	6137659	Salvation Army	03T	LMC		\$6,456.26
2016	10	8311	6137660	Salvation Army	03T	LMC		\$3,941.76
2016	10	8311	6137661	Salvation Army	03T	LMC		\$5,933.02
2017	8	8387	6171291	Alternatives for Girls (ES)	03T	LMC		\$1,598.55
2017	6	8387	6171292	Alternatives for Girls (ES)	03T	LMC		\$2,345.02
2017	6	8387	6171294	Alternatives for Girls (ES)	03T	LMC		\$5,706.81
2017	6	8387	6171295	Alternatives for Girls (ES)	03T	LMC		\$4,766.56
2017	6	8388	6158789	Cass Community Social Services (ES)	03T	LMC		\$1,973.21
2017	6	8396	6176238	Mariners Inn (ES)	03T	LMC		\$11,612.49
2017	6	8396	6176239	Mariners Inn (ES)	03T	LMC		\$7,384.46
2017	8	8396	6176241	Mariners Inn (ES)	03T	LMC		\$8,249.97
2017	6	8400	6174521	Salvation Army (ES)	03T	LMC		\$5,689.12
2017	8	8400	6176235	Salvation Army (ES)	03T	LMC		\$6,986.97
2017	6	8402	6156706	Cass Community Social Services (Wm Ctr)	03T	LMC		\$15,625.91
2017	6	8402	6156707	Cass Community Social Services (Wm Ctr)	03T	LMC		\$617.90
2017	6	8402	6157225	Cass Community Social Services (Wm Ctr)	03T	LMC		\$16,523.87
2017	6	8402	6157228	Cass Community Social Services (Wm Ctr)	03T	LMC		\$20,683.73
2017	6	8402	6187008	Cass Community Social Services (Wm Ctr)	03T	LMC		\$46,548.59
					03T	Matrix Code	\$1,089,283.34	
2014	108	8046	6114926	Demolition/Boarding & Nuisance Abatement	04	LMA		\$1,646.75
2015	2	8218	6117009	Demolition/Boarding & Nuisance Abatement	04	LMA		\$14,460.00
2015	2	8218	6144230	Demolition/Boarding & Nuisance Abatement	04	LMA		\$89,620.00
2015	2	8218	6175016	Demolition/Boarding & Nuisance Abatement	04	LMA		\$7,500.00
2016	4	8222	6088996	Demolition/Boarding & Nuisance Abatement	04	LMA		\$3,382.89
2016	4	8222	6102942	Demolition/Boarding & Nuisance Abatement	04	LMA		\$25,451.89
2016	4	8222	6114928	Demolition/Boarding & Nuisance Abatement	04	LMA		\$107,000.00
2016	4	8222	6117012	Demolition/Boarding & Nuisance Abatement	04	LMA		\$180,040.00
2016	4	8222	6120091	Demolition/Boarding & Nuisance Abatement	04	LMA		\$75,730.00
2016	4	8222	6129207	Demolition/Boarding & Nuisance Abatement	04	LMA		\$188,950.00
2016	4	8222	6130177	Demolition/Boarding & Nuisance Abatement	04	LMA		\$423,380.00
2016	4	8222	6131993	Demolition/Boarding & Nuisance Abatement	04	LMA		\$5,758.19
2016	4	8222	6132462	Demolition/Boarding & Nuisance Abatement	04	LMA		\$6,587.33
2016	4	8222	6132969	Demolition/Boarding & Nuisance Abatement	04	LMA		\$557,000.00
2016	4	8222	6135463	Demolition/Boarding & Nuisance Abatement	04	LMA		\$4,143.13
2016	4	8222	6138524	Demolition/Boarding & Nuisance Abatement	04	LMA		\$5,726.48
2016	4	8222	6143131	Demolition/Boarding & Nuisance Abatement	04	LMA		\$171,500.00
2016	4	8222	6144234	Demolition/Boarding & Nuisance Abatement	04	LMA		\$58,840.00
2016	4	8222	6171061	Demolition/Boarding & Nuisance Abatement	04	LMA		\$7,500.00
2016	4	8222	6175018	Demolition/Boarding & Nuisance Abatement	04	LMA		\$15,000.00
2016	4	8366	6072894	Demolition Admin (Direct)	04	LMA		\$375.00
					04	Matrix Code	\$1,949,589.66	
2015	8	8118	6055119	Delray United Action Council	05A	LMC		\$9,130.13
2015	8	8118	6074469	Delray United Action Council	05A	LMC		\$1,310.50
2015	8	8118	6084517	Delray United Action Council	05A	LMC		\$361.00
2015	8	8130	6076778	Matrix Human Services/Reuther Senior Services	05A	LMC		\$1,890.02
2015	8	8130	6088954	Matrix Human Services/Reuther Senior Services	05A	LMC		\$8,965.76
2015	8	8130	6092506	Matrix Human Services/Reuther Senior Services	05A	LMC		\$3,537.80
2015	8	8130	6112214	Matrix Human Services/Reuther Senior Services	05A	LMC		\$4,330.59
2015	8	8130	6112215	Matrix Human Services/Reuther Senior Services	05A	LMC		\$6,486.23
2015	8	8130	6113627	Matrix Human Services/Reuther Senior Services	05A	LMC		\$1,136.60
2015	8	8130	6130181	Matrix Human Services/Reuther Senior Services	05A	LMC		\$1,236.31
2015	8	8130	6136118	Matrix Human Services/Reuther Senior Services	05A	LMC		\$8,779.34
2016	9	8266	6071494	L & L Adult Day Care	05A	LMC		\$5,945.50
2016	9	8266	6078298	L & L Adult Day Care	05A	LMC		\$5,569.50
2016	9	8266	6088595	L & L Adult Day Care	05A	LMC		\$6,215.75
2016	9	8266	6096994	L & L Adult Day Care	05A	LMC		\$5,287.50
2016	9	8266	6106131	L & L Adult Day Care	05A	LMC		\$5,510.75
2016	9	8266	6112419	L & L Adult Day Care	05A	LMC		\$5,565.75
2016	9	8267	6088618	LASED	05A	LMC		\$1,748.54

		Office of Community Planning and Development U.S. Department of Housing and Urban Development Integrated Disbursement and Information System PR25 - CDBG Financial Summary Report Program Year 2017 DETROIT, MI					DATE: 09-27-18 TIME: 17:01 PAGE: 1
2016	9	8267	6088619	LASED	05A	LMC	\$4,990.17
2016	9	8267	6088620	LASED	05A	LMC	\$6,119.44
2016	9	8267	6088626	LASED	05A	LMC	\$4,365.59
2016	9	8267	6088628	LASED	05A	LMC	\$4,453.31
2016	9	8267	6090903	LASED	05A	LMC	\$6,902.41
2016	9	8267	6090916	LASED	05A	LMC	\$4,360.53
2016	9	8267	6090927	LASED	05A	LMC	\$4,262.40
2016	9	8267	6096351	LASED	05A	LMC	\$4,168.04
2016	9	8267	6100272	LASED	05A	LMC	\$4,962.37
2016	9	8267	6106392	LASED	05A	LMC	\$3,889.86
2016	9	8267	6116949	LASED	05A	LMC	\$4,388.75
2016	9	8267	6134016	LASED	05A	LMC	\$5,388.69
2016	9	8276	6074471	St. Patrick Senior Center	05A	LMC	\$3,567.79
2016	9	8276	6082264	St. Patrick Senior Center	05A	LMC	\$3,222.04
2016	9	8276	6090904	St. Patrick Senior Center	05A	LMC	\$4,369.79
2016	9	8276	6100274	St. Patrick Senior Center	05A	LMC	\$9,414.69
2016	9	8276	6112213	St. Patrick Senior Center	05A	LMC	\$5,649.22
2016	9	8276	6116953	St. Patrick Senior Center	05A	LMC	\$6,371.84
2017	8	8439	6148116	Delray United Action Council	05A	LMC	\$4,227.00
2017	8	8439	6148121	Delray United Action Council	05A	LMC	\$4,054.00
2017	8	8439	6148123	Delray United Action Council	05A	LMC	\$4,270.75
2017	8	8439	6157213	Delray United Action Council	05A	LMC	\$4,219.55
2017	8	8439	6172476	Delray United Action Council	05A	LMC	\$5,885.06
2017	8	8440	6127898	L&L Adult Day Care	05A	LMC	\$7,191.00
2017	8	8440	6131011	L&L Adult Day Care	05A	LMC	\$6,967.75
2017	8	8440	6139758	L&L Adult Day Care	05A	LMC	\$7,097.00
2017	8	8440	6151300	L&L Adult Day Care	05A	LMC	\$9,945.50
2017	8	8440	6160221	L&L Adult Day Care	05A	LMC	\$5,358.00
2017	8	8440	6171049	L&L Adult Day Care	05A	LMC	\$6,016.00
2017	8	8441	6127899	St. Patrick Senior Center	05A	LMC	\$4,015.44
2017	8	8441	6134138	St. Patrick Senior Center	05A	LMC	\$11,416.00
2017	8	8441	6146396	St. Patrick Senior Center	05A	LMC	\$10,600.42
2017	8	8441	6175769	St. Patrick Senior Center	05A	LMC	\$6,919.42
					05A	Matrix Code	\$268,036.69
2016	9	8260	6149985	Greater Detroit Agency for the Blind	05B	LMC	\$2,896.44
2016	9	8260	6149986	Greater Detroit Agency for the Blind	05B	LMC	\$2,586.16
2016	9	8260	6149987	Greater Detroit Agency for the Blind	05B	LMC	\$2,775.52
2016	9	8260	6178281	Greater Detroit Agency for the Blind	05B	LMC	\$6,040.21
2016	9	8260	6179157	Greater Detroit Agency for the Blind	05B	LMC	\$4,711.96
					05B	Matrix Code	\$18,980.29
2014	102	8020	6087953	Freedom House	05C	LMC	\$7,155.42
2014	102	8020	6087954	Freedom House	05C	LMC	\$6,554.54
2014	102	8020	6100270	Freedom House	05C	LMC	\$7,712.44
2015	9	8153	6146214	Freedom House	05C	LMC	\$1,449.15
2015	9	8153	6146220	Freedom House	05C	LMC	\$2,898.94
2015	9	8153	6158792	Freedom House	05C	LMC	\$123.36
2015	9	8153	6158868	Freedom House	05C	LMC	\$474.80
2015	9	8153	6159771	Freedom House	05C	LMC	\$760.44
2015	9	8153	6162163	Freedom House	05C	LMC	\$404.60
2015	9	8153	6175751	Freedom House	05C	LMC	\$618.60
2015	9	8160	6082266	Neighborhood Service Organization (NSO)	05C	LMC	\$15,422.40
2015	9	8160	6089956	Neighborhood Service Organization (NSO)	05C	LMC	\$19,144.51
2015	9	8160	6112426	Neighborhood Service Organization (NSO)	05C	LMC	\$18,420.05
2015	9	8160	6121597	Neighborhood Service Organization (NSO)	05C	LMC	\$19,554.36
2015	9	8160	6121601	Neighborhood Service Organization (NSO)	05C	LMC	\$16,448.91
2015	9	8160	6126988	Neighborhood Service Organization (NSO)	05C	LMC	\$19,033.38
2015	9	8163	6082234	Southwest Counseling Solutions	05C	LMC	\$12,388.38
2015	9	8163	6084822	Southwest Counseling Solutions	05C	LMC	\$7,985.08
2015	9	8163	6084923	Southwest Counseling Solutions	05C	LMC	\$6,489.03
2015	9	8163	6097951	Southwest Counseling Solutions	05C	LMC	\$10,438.33

 <div> Office of Community Planning and Development U.S. Department of Housing and Urban Development Integrated Disbursement and Information System PR25 - CDBG Financial Summary Report Program Year 2017 DETROIT, MI </div>							DATE: 09-27-18 TIME: 17:01 PAGE: 1
2015	9	8163	6097954	Southwest Counseling Solutions	OSC	LMC	\$9,730.27
2015	9	8163	6097955	Southwest Counseling Solutions	OSC	LMC	\$9,999.23
2015	9	8163	6097957	Southwest Counseling Solutions	OSC	LMC	\$3,384.83
2015	9	8163	6114940	Southwest Counseling Solutions	OSC	LMC	\$9,680.79
2015	9	8163	6114941	Southwest Counseling Solutions	OSC	LMC	\$10,834.73
2015	9	8163	6114944	Southwest Counseling Solutions	OSC	LMC	\$6,450.50
2015	9	8163	6117528	Southwest Counseling Solutions	OSC	LMC	\$6,245.88
2015	9	8163	6117531	Southwest Counseling Solutions	OSC	LMC	\$7,954.27
2015	9	8163	6121593	Southwest Counseling Solutions	OSC	LMC	\$9,789.50
2015	9	8163	6121603	Southwest Counseling Solutions	OSC	LMC	\$7,808.71
2015	9	8163	6121677	Southwest Counseling Solutions	OSC	LMC	\$7,718.45
2015	9	8163	6121678	Southwest Counseling Solutions	OSC	LMC	\$11,957.98
2015	9	8163	6121679	Southwest Counseling Solutions	OSC	LMC	\$8,683.45
2015	9	8163	6121680	Southwest Counseling Solutions	OSC	LMC	\$9,006.82
2015	9	8163	6121681	Southwest Counseling Solutions	OSC	LMC	\$9,438.59
2015	9	8163	6122223	Southwest Counseling Solutions	OSC	LMC	\$8,946.28
2015	9	8163	6130186	Southwest Counseling Solutions	OSC	LMC	\$2,549.43
2015	9	8163	6130189	Southwest Counseling Solutions	OSC	LMC	\$11,116.99
2015	9	8163	6130200	Southwest Counseling Solutions	OSC	LMC	\$26,643.73
2015	9	8163	6130203	Southwest Counseling Solutions	OSC	LMC	\$23,742.93
2015	9	8163	6138129	Southwest Counseling Solutions	OSC	LMC	\$17,844.17
2015	9	8163	6138131	Southwest Counseling Solutions	OSC	LMC	\$13,504.48
2015	9	8163	6141414	Southwest Counseling Solutions	OSC	LMC	\$1,142.18
2015	9	8163	6141416	Southwest Counseling Solutions	OSC	LMC	\$52.18
2015	9	8163	6141418	Southwest Counseling Solutions	OSC	LMC	\$750.20
2015	9	8163	6141544	Southwest Counseling Solutions	OSC	LMC	\$11,191.24
2015	9	8163	6141549	Southwest Counseling Solutions	OSC	LMC	\$9,123.01
2015	9	8163	6141680	Southwest Counseling Solutions	OSC	LMC	\$6,955.45
2015	9	8163	6141685	Southwest Counseling Solutions	OSC	LMC	\$3,812.58
2015	9	8163	6141687	Southwest Counseling Solutions	OSC	LMC	\$2,600.51
2015	9	8163	6141688	Southwest Counseling Solutions	OSC	LMC	\$2,680.87
2015	9	8163	6153315	Southwest Counseling Solutions	OSC	LMC	\$3,518.30
2015	9	8163	6153498	Southwest Counseling Solutions	OSC	LMC	\$6,506.10
2015	9	8163	6155289	Southwest Counseling Solutions	OSC	LMC	\$2,090.27
2015	9	8163	6155290	Southwest Counseling Solutions	OSC	LMC	\$1,759.73
2016	9	8250	6090797	Accounting Aid Society	OSC	LMC	\$80,000.00
2016	9	8263	6096185	International Institute of Metropolitan Detroit	OSC	LMC	\$5,682.02
2016	9	8263	6106019	International Institute of Metropolitan Detroit	OSC	LMC	\$5,765.36
2016	9	8263	6106953	International Institute of Metropolitan Detroit	OSC	LMC	\$3,528.52
2016	9	8263	6116955	International Institute of Metropolitan Detroit	OSC	LMC	\$6,064.90
2016	9	8263	6129197	International Institute of Metropolitan Detroit	OSC	LMC	\$4,549.46
2016	9	8263	6134018	International Institute of Metropolitan Detroit	OSC	LMC	\$7,648.32
2016	9	8263	6136112	International Institute of Metropolitan Detroit	OSC	LMC	\$5,454.16
2016	9	8263	6140688	International Institute of Metropolitan Detroit	OSC	LMC	\$5,307.20
2016	9	8263	6146401	International Institute of Metropolitan Detroit	OSC	LMC	\$3,966.14
2016	9	8263	6151299	International Institute of Metropolitan Detroit	OSC	LMC	\$5,743.59
2016	9	8263	6171077	International Institute of Metropolitan Detroit	OSC	LMC	\$1,833.10
2016	10	8302	6092906	Legal Aid & Defender	OSC	LMC	\$11,667.91
2016	10	8302	6092907	Legal Aid & Defender	OSC	LMC	\$16,205.89
2016	10	8302	6092908	Legal Aid & Defender	OSC	LMC	\$13,254.05
2016	10	8302	6103308	Legal Aid & Defender	OSC	LMC	\$2,863.19
2016	10	8302	6103451	Legal Aid & Defender	OSC	LMC	\$9,094.92
2016	10	8302	6113624	Legal Aid & Defender	OSC	LMC	\$7,788.51
2016	10	8302	6127913	Legal Aid & Defender	OSC	LMC	\$1,500.00
2016	10	8302	6155374	Legal Aid & Defender	OSC	LMC	\$9,146.14
2016	10	8302	6168224	Legal Aid & Defender	OSC	LMC	\$1,179.39
2016	10	8302	6171074	Legal Aid & Defender	OSC	LMC	\$2,500.00
2016	10	8305	6097906	Michigan Legal Services	OSC	LMC	\$5,850.76
2016	10	8305	6100434	Michigan Legal Services	OSC	LMC	\$5,543.03
2016	10	8305	6100435	Michigan Legal Services	OSC	LMC	\$7,557.45

				Office of Community Planning and Development U.S. Department of Housing and Urban Development Integrated Disbursement and Information System PR25 - CDBG Financial Summary Report Program Year 2017 DETROIT, MI			DATE: 09-27-18 TIME: 17:01 PAGE: 1
2016	10	8305	6100436	Michigan Legal Services	05C	LMC	\$6,217.48
2016	10	8305	6100438	Michigan Legal Services	05C	LMC	\$5,458.36
2016	10	8305	6100439	Michigan Legal Services	05C	LMC	\$5,943.54
2016	10	8305	6100440	Michigan Legal Services	05C	LMC	\$6,713.96
2016	10	8305	6112210	Michigan Legal Services	05C	LMC	\$6,266.84
2016	10	8305	6135688	Michigan Legal Services	05C	LMC	\$8,248.52
2016	10	8305	6135689	Michigan Legal Services	05C	LMC	\$6,416.95
2016	10	8305	6135691	Michigan Legal Services	05C	LMC	\$5,218.93
2016	10	8307	6122488	Neighborhood Legal Services of Michigan (Homeless)	05C	LMC	\$16,854.35
2016	10	8307	6176620	Neighborhood Legal Services of Michigan (Homeless)	05C	LMC	\$4,624.36
2016	10	8307	6176623	Neighborhood Legal Services of Michigan (Homeless)	05C	LMC	\$4,533.10
2016	10	8307	6176626	Neighborhood Legal Services of Michigan (Homeless)	05C	LMC	\$2,726.50
2016	10	8307	6187495	Neighborhood Legal Services of Michigan (Homeless)	05C	LMC	\$8,589.04
2016	10	8307	6187497	Neighborhood Legal Services of Michigan (Homeless)	05C	LMC	\$7,808.17
2016	10	8307	6187498	Neighborhood Legal Services of Michigan (Homeless)	05C	LMC	\$3,067.79
2016	10	8307	6187500	Neighborhood Legal Services of Michigan (Homeless)	05C	LMC	\$10,223.42
2016	10	8307	6187502	Neighborhood Legal Services of Michigan (Homeless)	05C	LMC	\$7,786.10
2016	10	8307	6187503	Neighborhood Legal Services of Michigan (Homeless)	05C	LMC	\$3,436.80
2016	10	8307	6187505	Neighborhood Legal Services of Michigan (Homeless)	05C	LMC	\$2,894.70
2017	8	8414	6154460	Accounting Aid Society	05C	LMC	\$36,520.00
2017	8	8414	6154464	Accounting Aid Society	05C	LMC	\$25,245.00
2017	8	8414	6154467	Accounting Aid Society	05C	LMC	\$24,770.00
2017	8	8419	6173004	International Institute of Metro Detroit	05C	LMC	\$5,264.70
2017	8	8419	6174047	International Institute of Metro Detroit	05C	LMC	\$7,787.94
2017	8	8419	6175774	International Institute of Metro Detroit	05C	LMC	\$10,136.88
2017	8	8419	6182280	International Institute of Metro Detroit	05C	LMC	\$5,898.71
2017	8	8419	6182282	International Institute of Metro Detroit	05C	LMC	\$7,564.78
2017	8	8419	6184917	International Institute of Metro Detroit	05C	LMC	\$9,547.16
2017	8	8419	6190258	International Institute of Metro Detroit	05C	LMC	\$667.00
							05C Matrix Code \$920,695.23
2011	10	7630	6066251	Bank on Detroit	05D	LMC	\$1,440.01
2011	10	7630	6096461	Bank on Detroit	05D	LMC	\$1,441.04
2014	101	8003	6158598	Mosaic Youth Theater of Detroit	05D	LMC	\$5,909.42
2014	101	8003	6158602	Mosaic Youth Theater of Detroit	05D	LMC	\$5,909.42
2014	101	8003	6158623	Mosaic Youth Theater of Detroit	05D	LMC	\$5,909.42
2015	8	8119	6088391	Detroit Area Pre-College Engineering Program (DAPCEP)	05D	LMC	\$15,522.17
2015	8	8119	6090946	Detroit Area Pre-College Engineering Program (DAPCEP)	05D	LMC	\$7,149.35
2015	8	8119	6090947	Detroit Area Pre-College Engineering Program (DAPCEP)	05D	LMC	\$21,446.89
2015	8	8119	6091004	Detroit Area Pre-College Engineering Program (DAPCEP)	05D	LMC	\$12,626.59
2015	8	8119	6112418	Detroit Area Pre-College Engineering Program (DAPCEP)	05D	LMC	\$1,178.64
2015	8	8129	6055115	Mack Alive	05D	LMC	\$3,596.53
2015	8	8129	6084826	Mack Alive	05D	LMC	\$3,484.64
2015	8	8129	6091001	Mack Alive	05D	LMC	\$3,588.67
2015	8	8129	6111378	Mack Alive	05D	LMC	\$2,357.71
2015	8	8129	6111379	Mack Alive	05D	LMC	\$2,480.98
2015	8	8129	6111380	Mack Alive	05D	LMC	\$2,855.72
2015	8	8129	6118986	Mack Alive	05D	LMC	\$980.00
2015	8	8129	6138127	Mack Alive	05D	LMC	\$2,394.14
2015	8	8131	6086590	Mercy Education Project	05D	LMC	\$5,053.89
2015	8	8134	6096149	Police Athletic League	05D	LMC	\$2,067.00
2015	8	8134	6096151	Police Athletic League	05D	LMC	\$2,928.40
2015	8	8136	6084333	Siena Literacy Center	05D	LMC	\$4,719.18
2015	8	8136	6084339	Siena Literacy Center	05D	LMC	\$1,402.50
2015	8	8140	6096173	Teen Hype	05D	LMC	\$6,514.21
2015	8	8140	6096175	Teen Hype	05D	LMC	\$3,968.13
2015	8	8140	6096177	Teen Hype	05D	LMC	\$3,091.59
2015	8	8142	6117353	YMCA	05D	LMC	\$5,912.73
2015	9	8156	6082226	Matrix Human Services	05D	LMC	\$414.00
2016	9	8251	6084043	Akebu-Ian Village	05D	LMC	\$5,844.13
2016	9	8251	6084047	Akebu-Ian Village	05D	LMC	\$5,580.96


		Office of Community Planning and Development U.S. Department of Housing and Urban Development Integrated Disbursement and Information System PR25 - CDBG Financial Summary Report Program Year 2017 DETROIT, MI					DATE: 09-27-18 TIME: 17:01 PAGE: 1
2016	9	8251	6094043	Akebu-Ian Village	050	LMC	\$8,017.45
2016	9	8251	6094045	Akebu-Ian Village	050	LMC	\$7,026.55
2016	9	8251	6100901	Akebu-Ian Village	050	LMC	\$5,526.16
2016	9	8251	6117395	Akebu-Ian Village	050	LMC	\$4,997.85
2016	9	8251	6117396	Akebu-Ian Village	050	LMC	\$5,314.65
2016	9	8251	6117397	Akebu-Ian Village	050	LMC	\$3,776.80
2016	9	8251	6139962	Akebu-Ian Village	050	LMC	\$4,551.02
2016	9	8251	6139965	Akebu-Ian Village	050	LMC	\$1,813.08
2016	9	8251	6139969	Akebu-Ian Village	050	LMC	\$1,491.81
2016	9	8251	6139972	Akebu-Ian Village	050	LMC	\$2,573.55
2016	9	8253	6182106	Charles Wright Museum of African American History	050	LMC	\$4,450.00
2016	9	8253	6182107	Charles Wright Museum of African American History	050	LMC	\$1,700.00
2016	9	8253	6182108	Charles Wright Museum of African American History	050	LMC	\$1,200.00
2016	9	8253	6182109	Charles Wright Museum of African American History	050	LMC	\$1,950.00
2016	9	8253	6182111	Charles Wright Museum of African American History	050	LMC	\$1,900.00
2016	9	8253	6182112	Charles Wright Museum of African American History	050	LMC	\$1,300.00
2016	9	8253	6182113	Charles Wright Museum of African American History	050	LMC	\$2,800.00
2016	9	8253	6182114	Charles Wright Museum of African American History	050	LMC	\$3,175.00
2016	9	8253	6182329	Charles Wright Museum of African American History	050	LMC	\$1,600.00
2016	9	8253	6182331	Charles Wright Museum of African American History	050	LMC	\$2,675.00
2016	9	8253	6182333	Charles Wright Museum of African American History	050	LMC	\$975.00
2016	9	8253	6182336	Charles Wright Museum of African American History	050	LMC	\$3,725.00
2016	9	8253	6182338	Charles Wright Museum of African American History	050	LMC	\$4,575.00
2016	9	8254	6114900	Clark Park Coalition	050	LMC	\$4,239.43
2016	9	8254	6114901	Clark Park Coalition	050	LMC	\$8,134.64
2016	9	8254	6126532	Clark Park Coalition	050	LMC	\$6,079.19
2016	9	8254	6126534	Clark Park Coalition	050	LMC	\$1,520.96
2016	9	8254	6126535	Clark Park Coalition	050	LMC	\$3,845.22
2016	9	8254	6127912	Clark Park Coalition	050	LMC	\$5,443.29
2016	9	8254	6141543	Clark Park Coalition	050	LMC	\$7,270.47
2016	9	8254	6174061	Clark Park Coalition	050	LMC	\$9,554.80
2016	9	8254	6187006	Clark Park Coalition	050	LMC	\$4,847.59
2016	9	8255	6096194	Coleman A. Young Foundation	050	LMC	\$719.39
2016	9	8255	6096204	Coleman A. Young Foundation	050	LMC	\$2,775.04
2016	9	8255	6096207	Coleman A. Young Foundation	050	LMC	\$5,798.26
2016	9	8255	6096391	Coleman A. Young Foundation	050	LMC	\$2,920.73
2016	9	8255	6100290	Coleman A. Young Foundation	050	LMC	\$1,462.35
2016	9	8255	6100318	Coleman A. Young Foundation	050	LMC	\$4,139.36
2016	9	8255	6100355	Coleman A. Young Foundation	050	LMC	\$2,288.87
2016	9	8255	6108877	Coleman A. Young Foundation	050	LMC	\$3,158.07
2016	9	8255	6108878	Coleman A. Young Foundation	050	LMC	\$3,764.85
2016	9	8255	6112423	Coleman A. Young Foundation	050	LMC	\$3,964.48
2016	9	8255	6118988	Coleman A. Young Foundation	050	LMC	\$1,385.21
2016	9	8255	6131008	Coleman A. Young Foundation	050	LMC	\$2,672.54
2016	9	8255	6137719	Coleman A. Young Foundation	050	LMC	\$5,013.59
2016	9	8255	6150772	Coleman A. Young Foundation	050	LMC	\$2,715.00
2016	9	8255	6184979	Coleman A. Young Foundation	050	LMC	\$3,845.00
2016	9	8255	6184980	Coleman A. Young Foundation	050	LMC	\$2,189.64
2016	9	8255	6184981	Coleman A. Young Foundation	050	LMC	\$2,277.44
2016	9	8256	6137713	DAPCEP	050	LMC	\$344.80
2016	9	8256	6137717	DAPCEP	050	LMC	\$5,413.52
2016	9	8256	6137718	DAPCEP	050	LMC	\$7,402.45
2016	9	8256	6150381	DAPCEP	050	LMC	\$164.20
2016	9	8256	6151178	DAPCEP	050	LMC	\$98.77
2016	9	8256	6153503	DAPCEP	050	LMC	\$28,176.41
2016	9	8256	6153511	DAPCEP	050	LMC	\$3,498.40
2016	9	8256	6156196	DAPCEP	050	LMC	\$12,745.24
2016	9	8256	6156200	DAPCEP	050	LMC	\$1,340.97
2016	9	8256	6159777	DAPCEP	050	LMC	\$815.24
2016	9	8269	6100904	Mercy Education Project	050	LMC	\$1,972.68


Office of Community Planning and Development U.S. Department of Housing and Urban Development Integrated Disbursement and Information System PR25 - CDBG Financial Summary Report Program Year 2017 DETROIT, MI							DATE: 09-27-18 TIME: 17:01 PAGE: 1
2016	9	8269	6100906	Mercy Education Project	050	LMC	\$3,511.61
2016	9	8269	6100906	Mercy Education Project	050	LMC	\$4,510.54
2016	9	8269	6100908	Mercy Education Project	050	LMC	\$4,835.99
2016	9	8269	6100909	Mercy Education Project	050	LMC	\$4,896.14
2016	9	8269	6105133	Mercy Education Project	050	LMC	\$4,839.89
2016	9	8269	6113182	Mercy Education Project	050	LMC	\$4,970.72
2016	9	8269	6114912	Mercy Education Project	050	LMC	\$5,339.27
2016	9	8269	6114916	Mercy Education Project	050	LMC	\$6,170.72
2016	9	8269	6114920	Mercy Education Project	050	LMC	\$5,751.92
2016	9	8269	6114923	Mercy Education Project	050	LMC	\$6,956.06
2016	9	8269	6116950	Mercy Education Project	050	LMC	\$6,244.43
2016	9	8270	6105137	Police Athletic League	050	LMC	\$17,547.76
2016	9	8270	6105138	Police Athletic League	050	LMC	\$26,562.30
2016	9	8270	6105145	Police Athletic League	050	LMC	\$6,840.35
2016	9	8270	6105148	Police Athletic League	050	LMC	\$1,275.35
2016	9	8270	6105360	Police Athletic League	050	LMC	\$7,774.24
2016	9	8272	6174065	Restaurant Opportunity Center of MI	050	LMC	\$2,508.97
2016	9	8272	6174067	Restaurant Opportunity Center of MI	050	LMC	\$3,601.24
2016	9	8272	6174085	Restaurant Opportunity Center of MI	050	LMC	\$3,407.35
2016	9	8272	6174088	Restaurant Opportunity Center of MI	050	LMC	\$3,407.35
2016	9	8272	6175761	Restaurant Opportunity Center of MI	050	LMC	\$3,503.98
2016	9	8272	6176322	Restaurant Opportunity Center of MI	050	LMC	\$3,559.88
2016	9	8272	6176323	Restaurant Opportunity Center of MI	050	LMC	\$3,679.41
2016	9	8272	6176632	Restaurant Opportunity Center of MI	050	LMC	\$6,283.56
2016	9	8272	6178456	Restaurant Opportunity Center of MI	050	LMC	\$3,503.98
2016	9	8272	6191669	Restaurant Opportunity Center of MI	050	LMC	\$3,520.68
2016	9	8273	6117546	Ser Metro	050	LMC	\$1,756.50
2016	9	8273	6117548	Ser Metro	050	LMC	\$1,793.24
2016	9	8273	6122185	Ser Metro	050	LMC	\$4,267.09
2016	9	8273	6126996	Ser Metro	050	LMC	\$3,292.19
2016	9	8273	6127910	Ser Metro	050	LMC	\$5,200.13
2016	9	8273	6127917	Ser Metro	050	LMC	\$8,055.33
2016	9	8273	6129196	Ser Metro	050	LMC	\$3,029.50
2016	9	8273	6130182	Ser Metro	050	LMC	\$4,775.86
2016	9	8273	6130979	Ser Metro	050	LMC	\$6,289.20
2016	9	8273	6130986	Ser Metro	050	LMC	\$6,887.48
2016	9	8273	6133103	Ser Metro	050	LMC	\$6,640.47
2016	9	8273	6137771	Ser Metro	050	LMC	\$8,132.38
2016	9	8273	6143146	Ser Metro	050	LMC	\$80.63
2016	9	8274	6117212	Siena Literacy Center	050	LMC	\$4,351.68
2016	9	8274	6117213	Siena Literacy Center	050	LMC	\$4,789.60
2016	9	8274	6117520	Siena Literacy Center	050	LMC	\$6,120.56
2016	9	8274	6117523	Siena Literacy Center	050	LMC	\$6,197.52
2016	9	8274	6117525	Siena Literacy Center	050	LMC	\$6,790.14
2016	9	8274	6134137	Siena Literacy Center	050	LMC	\$5,937.62
2016	9	8274	6140897	Siena Literacy Center	050	LMC	\$10,299.82
2016	9	8274	6148100	Siena Literacy Center	050	LMC	\$6,048.37
2016	9	8274	6157214	Siena Literacy Center	050	LMC	\$4,657.59
2016	9	8274	6168222	Siena Literacy Center	050	LMC	\$2,672.50
2016	9	8274	6176310	Siena Literacy Center	050	LMC	\$2,634.60
2016	9	8275	6188433	Southwest Detroit Business Assoc.	050	LMC	\$4,729.86
2016	9	8277	6096997	St. Vincent and Sarah Fisher Ctr	050	LMC	\$9,744.02
2016	9	8277	6100896	St. Vincent and Sarah Fisher Ctr	050	LMC	\$8,259.99
2016	9	8277	6100898	St. Vincent and Sarah Fisher Ctr	050	LMC	\$8,259.99
2016	9	8277	6100899	St. Vincent and Sarah Fisher Ctr	050	LMC	\$3,568.06
2016	9	8277	6100900	St. Vincent and Sarah Fisher Ctr	050	LMC	\$10,344.02
2016	9	8277	6103309	St. Vincent and Sarah Fisher Ctr	050	LMC	\$8,259.99
2016	9	8277	6103310	St. Vincent and Sarah Fisher Ctr	050	LMC	\$9,495.90
2016	9	8277	6131014	St. Vincent and Sarah Fisher Ctr	050	LMC	\$2,068.03
2016	9	8279	6138446	The Youth Connection	050	LMC	\$4,010.35


Office of Community Planning and Development U.S. Department of Housing and Urban Development Integrated Disbursement and Information System PR25 - CDBG Financial Summary Report Program Year 2017 DETROIT, MI							DATE: 09-27-18 TIME: 17:01 PAGE: 1
2016	9	8279	6166358	The Youth Connection	050	LMC	\$9,528.08
2016	9	8279	6176821	The Youth Connection	050	LMC	\$10,774.27
2016	9	8279	6177762	The Youth Connection	050	LMC	\$10,229.95
2016	9	8279	6188422	The Youth Connection	050	LMC	\$8,903.10
2016	9	8281	6105106	Urban Neighborhood Initiative	050	LMC	\$3,696.26
2016	9	8281	6112420	Urban Neighborhood Initiative	050	LMC	\$4,167.16
2016	9	8281	6112429	Urban Neighborhood Initiative	050	LMC	\$4,372.10
2016	9	8281	6112430	Urban Neighborhood Initiative	050	LMC	\$4,422.13
2016	9	8281	6113197	Urban Neighborhood Initiative	050	LMC	\$3,942.91
2016	9	8281	6117391	Urban Neighborhood Initiative	050	LMC	\$6,504.75
2016	9	8281	6118990	Urban Neighborhood Initiative	050	LMC	\$7,062.11
2016	9	8281	6121682	Urban Neighborhood Initiative	050	LMC	\$6,062.07
2016	9	8281	6122213	Urban Neighborhood Initiative	050	LMC	\$3,545.81
2016	9	8281	6122216	Urban Neighborhood Initiative	050	LMC	\$2,575.97
2016	9	8281	6122218	Urban Neighborhood Initiative	050	LMC	\$4,783.39
2016	9	8281	6130983	Urban Neighborhood Initiative	050	LMC	\$5,898.65
2016	9	8281	6148530	Urban Neighborhood Initiative	050	LMC	\$2,973.00
2016	9	8281	6157940	Urban Neighborhood Initiative	050	LMC	\$3.69
2016	9	8282	6057904	Wellspring	050	LMC	\$11,960.42
2016	9	8282	6103328	Wellspring	050	LMC	\$9,685.70
2016	9	8282	6103332	Wellspring	050	LMC	\$9,490.17
2016	9	8282	6105391	Wellspring	050	LMC	\$8,300.22
2016	9	8282	6113628	Wellspring	050	LMC	\$6,762.29
2016	9	8282	6116281	Wellspring	050	LMC	\$5,679.73
2016	9	8282	6135727	Wellspring	050	LMC	\$8,101.47
2017	8	8416	6186718	DAPCEP	050	LMC	\$1,227.21
2017	8	8420	6185085	Kendall CDC	050	LMC	\$773.85
2017	8	8420	6187007	Kendall CDC	050	LMC	\$3,242.11
2017	8	8421	6188767	Mercy Education Project	050	LMC	\$6,839.26
2017	8	8425	6171063	Urban Neighborhood Initiative	050	LMC	\$5,171.75
2017	8	8425	6187524	Urban Neighborhood Initiative	050	LMC	\$10,685.30
2017	8	8426	6157956	Wellspring	050	LMC	\$11,273.63
2017	8	8426	6187522	Wellspring	050	LMC	\$7,229.40
2017	8	8427	6150450	YMCA	050	LMC	\$6,901.59
2017	8	8427	6150452	YMCA	050	LMC	\$10,470.12
2017	8	8427	6150455	YMCA	050	LMC	\$17,350.37
2017	8	8427	6157946	YMCA	050	LMC	\$11,113.15
2017	8	8427	6172470	YMCA	050	LMC	\$4,600.70
2017	8	8432	6176320	Alkebu-lan Village	050	LMC	\$5,271.50
2017	8	8432	6179844	Alkebu-lan Village	050	LMC	\$5,205.96
2017	8	8433	6154471	People's Community Services	050	LMC	\$2,830.39
2017	8	8433	6154473	People's Community Services	050	LMC	\$4,278.39
2017	8	8433	6155294	People's Community Services	050	LMC	\$3,820.51
2017	8	8433	6155295	People's Community Services	050	LMC	\$4,299.26
2017	8	8433	6165357	People's Community Services	050	LMC	\$3,329.45
2017	8	8433	6174040	People's Community Services	050	LMC	\$3,761.98
2017	8	8433	6184936	People's Community Services	050	LMC	\$403.86
2017	8	8435	6181554	Police Athletic League	050	LMC	\$6,304.93
2017	8	8435	6187511	Police Athletic League	050	LMC	\$5,863.99
050 Matrix Code \$1,032,047.85							
2016	9	8259	6086599	Franklin Wright Settlements, Inc	05E	LMC	\$4,528.99
2016	9	8259	6114893	Franklin Wright Settlements, Inc	05E	LMC	\$10,953.41
2016	9	8259	6114895	Franklin Wright Settlements, Inc	05E	LMC	\$8,762.59
2016	9	8259	6114906	Franklin Wright Settlements, Inc	05E	LMC	\$7,113.65
2016	9	8259	6114961	Franklin Wright Settlements, Inc	05E	LMC	\$4,021.08
2016	9	8259	6116961	Franklin Wright Settlements, Inc	05E	LMC	\$6,391.13
2016	9	8259	6116962	Franklin Wright Settlements, Inc	05E	LMC	\$5,864.59
2016	9	8259	6116964	Franklin Wright Settlements, Inc	05E	LMC	\$4,036.44
2016	9	8259	6129200	Franklin Wright Settlements, Inc	05E	LMC	\$4,968.69
2016	9	8259	6129201	Franklin Wright Settlements, Inc	05E	LMC	\$2,432.13


				Office of Community Planning and Development U.S. Department of Housing and Urban Development Integrated Disbursement and Information System PR25 - CDBG Financial Summary Report Program Year 2017 DETROIT, MI		DATE: 09-27-18 TIME: 17:01 PAGE: 1	
2016	9	8259	6131010	Franklin Wright Settlements, Inc	05E	LMC	\$897.35
					05E	Matrix Code	\$60,000.00
2014	102	8019	6054465	Forgotten Harvest	05F	LMC	\$14,603.76
					05F	Matrix Code	\$14,603.76
2015	9	8166	6055110	YWCA of Metropolitan Detroit (Interim House)	05G	LMC	\$4,896.99
2015	9	8166	6055112	YWCA of Metropolitan Detroit (Interim House)	05G	LMC	\$4,717.56
2015	9	8166	6050951	YWCA of Metropolitan Detroit (Interim House)	05G	LMC	\$2,702.15
					05G	Matrix Code	\$12,316.70
2016	9	8261	6143205	Greening of Detroit	05H	LMC	\$54,705.76
2017	8	8417	6139453	Dominican Literacy Center	05H	LMC	\$2,090.04
2017	8	8417	6139454	Dominican Literacy Center	05H	LMC	\$3,432.04
2017	8	8417	6145984	Dominican Literacy Center	05H	LMC	\$4,224.64
2017	8	8417	6157944	Dominican Literacy Center	05H	LMC	\$6,263.97
2017	8	8417	6172987	Dominican Literacy Center	05H	LMC	\$5,258.55
2017	8	8423	6143400	St. Vincent and Sarah Fisher Ctr	05H	LMC	\$13,117.44
2017	8	8423	6143406	St. Vincent and Sarah Fisher Ctr	05H	LMC	\$12,600.72
2017	8	8423	6145831	St. Vincent and Sarah Fisher Ctr	05H	LMC	\$13,117.44
2017	8	8423	6155288	St. Vincent and Sarah Fisher Ctr	05H	LMC	\$12,600.72
2017	8	8423	6165348	St. Vincent and Sarah Fisher Ctr	05H	LMC	\$13,730.36
2017	8	8423	6172995	St. Vincent and Sarah Fisher Ctr	05H	LMC	\$5,951.51
					05H	Matrix Code	\$147,211.29
2015	8	8138	6139455	Southwest Detroit Business Association	05I	LMA	\$85,387.25
2016	9	8264	6096154	Jefferson East Business Association	05I	LMA	\$4,932.43
2016	9	8264	6096156	Jefferson East Business Association	05I	LMA	\$3,324.36
2016	9	8264	6096157	Jefferson East Business Association	05I	LMA	\$2,876.70
2016	9	8264	6097939	Jefferson East Business Association	05I	LMA	\$3,904.48
2016	9	8264	6097940	Jefferson East Business Association	05I	LMA	\$9,857.48
2016	9	8264	6098403	Jefferson East Business Association	05I	LMA	\$9,023.94
2016	9	8264	6098404	Jefferson East Business Association	05I	LMA	\$3,896.54
2016	9	8264	6100891	Jefferson East Business Association	05I	LMA	\$5,305.11
2016	9	8264	6100892	Jefferson East Business Association	05I	LMA	\$4,390.05
2016	9	8264	6103322	Jefferson East Business Association	05I	LMA	\$9,474.55
2016	9	8264	6136125	Jefferson East Business Association	05I	LMA	\$1,810.41
2017	8	8437	6174045	Jefferson Business Association	05I	LMC	\$7,385.53
2017	8	8437	6176321	Jefferson Business Association	05I	LMC	\$6,367.20
2017	8	8437	6179847	Jefferson Business Association	05I	LMC	\$7,043.08
2017	8	8437	6179848	Jefferson Business Association	05I	LMC	\$4,885.99
2017	8	8437	6179859	Jefferson Business Association	05I	LMC	\$3,235.10
2017	8	8437	6186720	Jefferson Business Association	05I	LMC	\$2,530.84
					05I	Matrix Code	\$171,621.04
2015	8	8121	6112347	Greater Detroit Agency for the Blind	05M	LMC	\$5,317.18
2015	8	8121	6112349	Greater Detroit Agency for the Blind	05M	LMC	\$7,659.40
2015	8	8121	6112350	Greater Detroit Agency for the Blind	05M	LMC	\$5,400.34
2015	8	8121	6112352	Greater Detroit Agency for the Blind	05M	LMC	\$3,043.35
2015	8	8121	6112354	Greater Detroit Agency for the Blind	05M	LMC	\$4,404.77
2015	8	8121	6112356	Greater Detroit Agency for the Blind	05M	LMC	\$2,914.77
2015	8	8121	6112358	Greater Detroit Agency for the Blind	05M	LMC	\$5,074.34
2015	8	8121	6112359	Greater Detroit Agency for the Blind	05M	LMC	\$4,458.00
2015	8	8121	6133101	Greater Detroit Agency for the Blind	05M	LMC	\$8,025.33
2015	8	8121	6134017	Greater Detroit Agency for the Blind	05M	LMC	\$3,930.61
2015	8	8121	6134021	Greater Detroit Agency for the Blind	05M	LMC	\$6,294.61
2015	8	8121	6134022	Greater Detroit Agency for the Blind	05M	LMC	\$6,729.23
2015	8	8121	6135604	Greater Detroit Agency for the Blind	05M	LMC	\$2,697.96
2015	8	8121	6135609	Greater Detroit Agency for the Blind	05M	LMC	\$1,690.11
2015	8	8132	6105357	Muslim Center	05M	LMC	\$2,569.34
2015	8	8132	6105358	Muslim Center	05M	LMC	\$6,467.48
2015	8	8132	6105389	Muslim Center	05M	LMC	\$3,952.99
2015	8	8132	6109844	Muslim Center	05M	LMC	\$662.08
2015	8	8132	6109845	Muslim Center	05M	LMC	\$1,124.93
2015	8	8132	6109848	Muslim Center	05M	LMC	\$3,271.87


Office of Community Planning and Development U.S. Department of Housing and Urban Development Integrated Disbursement and Information System PR25 - CDBG Financial Summary Report Program Year 2017 DETROIT, MI							DATE: 09-27-18 TIME: 17:01 PAGE: 1
2015	8	8132	6108851	Muslim Center	OSM	LMC	\$3,088.86
2015	8	8132	6108853	Muslim Center	OSM	LMC	\$3,816.46
2015	8	8132	6108855	Muslim Center	OSM	LMC	\$2,100.11
2015	8	8132	6108857	Muslim Center	OSM	LMC	\$824.02
2015	8	8132	6118987	Muslim Center	OSM	LMC	\$2,387.58
2015	8	8132	6125171	Muslim Center	OSM	LMC	\$3,224.20
2015	8	8132	6126496	Muslim Center	OSM	LMC	\$972.60
2015	8	8132	6126496	Muslim Center	OSM	LMC	\$955.60
2015	8	8132	6126902	Muslim Center	OSM	LMC	\$950.00
2015	8	8132	6126524	Muslim Center	OSM	LMC	\$817.15
2015	8	8132	6139759	Muslim Center	OSM	LMC	\$958.28
2016	9	8265	6086504	Joy-Southfield CDC	OSM	LMC	\$8,422.80
2016	9	8265	6086603	Joy-Southfield CDC	OSM	LMC	\$5,918.03
2016	9	8265	6086612	Joy-Southfield CDC	OSM	LMC	\$4,014.55
2016	9	8265	6090955	Joy-Southfield CDC	OSM	LMC	\$4,149.70
2016	9	8265	6090957	Joy-Southfield CDC	OSM	LMC	\$7,540.83
2016	9	8265	6091857	Joy-Southfield CDC	OSM	LMC	\$4,740.09
2016	9	8265	6091859	Joy-Southfield CDC	OSM	LMC	\$6,458.71
2016	9	8265	6099901	Joy-Southfield CDC	OSM	LMC	\$6,487.16
2016	9	8265	6099936	Joy-Southfield CDC	OSM	LMC	\$5,587.33
2016	9	8265	6103263	Joy-Southfield CDC	OSM	LMC	\$4,195.48
2016	9	8265	6112420	Joy-Southfield CDC	OSM	LMC	\$1,476.32
2016	9	8265	6112422	Joy-Southfield CDC	OSM	LMC	\$1,000.00
2016	9	8268	6145986	Matrix Human Services	OSM	LMC	\$1,089.60
2016	9	8268	6146886	Matrix Human Services	OSM	LMC	\$1,784.04
2016	9	8268	6146888	Matrix Human Services	OSM	LMC	\$2,349.79
2016	9	8268	6146890	Matrix Human Services	OSM	LMC	\$3,554.44
2016	9	8268	6148131	Matrix Human Services	OSM	LMC	\$1,320.00
2016	9	8268	6148133	Matrix Human Services	OSM	LMC	\$6,041.81
2016	9	8268	6148134	Matrix Human Services	OSM	LMC	\$6,113.04
2016	9	8268	6148137	Matrix Human Services	OSM	LMC	\$7,665.24
2016	9	8268	6165341	Matrix Human Services	OSM	LMC	\$3,801.67
2016	9	8280	6103270	The Yunion	OSM	LMC	\$4,374.22
2016	9	8280	6103272	The Yunion	OSM	LMC	\$7,126.19
2016	9	8280	6103274	The Yunion	OSM	LMC	\$7,035.78
2016	9	8280	6106017	The Yunion	OSM	LMC	\$4,119.01
2016	9	8280	6111385	The Yunion	OSM	LMC	\$5,102.84
2016	9	8280	6123843	The Yunion	OSM	LMC	\$7,103.51
2016	9	8280	6129198	The Yunion	OSM	LMC	\$4,297.04
2016	9	8280	6133100	The Yunion	OSM	LMC	\$2,618.97
2016	9	8280	6138448	The Yunion	OSM	LMC	\$2,743.85
2016	9	8280	6146990	The Yunion	OSM	LMC	\$4,263.38
2016	9	8280	6168484	The Yunion	OSM	LMC	\$3,924.29
2016	9	8280	6175764	The Yunion	OSM	LMC	\$3,302.66
2016	9	8280	6181453	The Yunion	OSM	LMC	\$1,181.52
2016	9	8280	6183064	The Yunion	OSM	LMC	\$2,562.78
2016	9	8283	6096159	World Medical	OSM	LMC	\$2,242.21
2016	9	8283	6096162	World Medical	OSM	LMC	\$5,006.39
2016	9	8283	6098407	World Medical	OSM	LMC	\$4,387.47
2016	9	8283	6098408	World Medical	OSM	LMC	\$3,205.23
2016	9	8283	6100291	World Medical	OSM	LMC	\$3,008.17
2016	9	8283	6100292	World Medical	OSM	LMC	\$4,549.52
2016	9	8283	6100294	World Medical	OSM	LMC	\$2,684.67
2016	9	8283	6105135	World Medical	OSM	LMC	\$3,098.15
2016	9	8283	6105136	World Medical	OSM	LMC	\$2,877.58
2016	9	8283	6105362	World Medical	OSM	LMC	\$3,576.72
2016	9	8283	6114897	World Medical	OSM	LMC	\$6,645.51
2016	9	8283	6116948	World Medical	OSM	LMC	\$5,687.08
2016	9	8283	6140999	World Medical	OSM	LMC	\$12,032.57
2017	8	8428	6143139	Joy-Southfield CDC	OSM	LMC	\$4,070.71

 <div> Office of Community Planning and Development U.S. Department of Housing and Urban Development Integrated Disbursement and Information System PR25 - CDBG Financial Summary Report Program Year 2017 DETROIT, MI </div>							DATE: 09-27-18
							TIME: 17:01
							PAGE: 1
2017	8	8428	6143142	Joy-Southfield CDC	05M	LMC	\$6,343.67
2017	8	8428	6144728	Joy-Southfield CDC	05M	LMC	\$7,523.43
2017	8	8428	6155429	Joy-Southfield CDC	05M	LMC	\$6,570.16
2017	8	8428	6171562	Joy-Southfield CDC	05M	LMC	\$10,007.30
2017	8	8430	6185570	The Union	05M	LMC	\$1,200.00
2017	8	8431	6142930	World Medical Relief	05M	LMC	\$4,759.38
2017	8	8431	6142533	World Medical Relief	05M	LMC	\$5,240.02
2017	8	8431	6148127	World Medical Relief	05M	LMC	\$4,119.89
2017	8	8431	6138788	World Medical Relief	05M	LMC	\$7,801.26
2017	8	8431	6168282	World Medical Relief	05M	LMC	\$4,324.41
2017	8	8431	6177760	World Medical Relief	05M	LMC	\$0,358.53
							05M Matrix Code \$387,935.45
2015	9	8144	6105114	Casa Community Social Services (Casa)	05Q	LMC	\$5,718.74
2015	9	8144	6114933	Casa Community Social Services (Casa)	05Q	LMC	\$7,361.34
2015	9	8144	6114934	Casa Community Social Services (Casa)	05Q	LMC	\$5,233.29
2015	9	8144	6114935	Casa Community Social Services (Casa)	05Q	LMC	\$11,043.09
2015	9	8145	6105345	Central United Methodist Church (The NOAH Project)	05Q	LMC	\$3,156.53
2015	9	8145	6105347	Central United Methodist Church (The NOAH Project)	05Q	LMC	\$3,101.89
2015	9	8145	6105348	Central United Methodist Church (The NOAH Project)	05Q	LMC	\$2,572.96
							05Q Matrix Code \$38,187.66
2016	10	8285	6179618	Black Family Development	05Q	LMC	\$5,211.05
2016	10	8285	6179634	Black Family Development	05Q	LMC	\$4,793.22
2016	10	8285	6178182	Black Family Development	05Q	LMC	\$6,264.79
2016	10	8286	6090936	Bridging Communities	05Q	LMC	\$3,869.08
2016	10	8286	6090937	Bridging Communities	05Q	LMC	\$3,824.74
2016	10	8286	6090939	Bridging Communities	05Q	LMC	\$4,569.53
2016	10	8286	6090940	Bridging Communities	05Q	LMC	\$3,870.45
2016	10	8286	6105090	Bridging Communities	05Q	LMC	\$5,436.62
2016	10	8286	6105390	Bridging Communities	05Q	LMC	\$4,474.92
2016	10	8286	6111389	Bridging Communities	05Q	LMC	\$4,897.23
2016	10	8286	6111393	Bridging Communities	05Q	LMC	\$4,026.22
2016	10	8286	6111394	Bridging Communities	05Q	LMC	\$5,354.99
2016	10	8286	6111397	Bridging Communities	05Q	LMC	\$6,646.25
2016	10	8286	6121002	Bridging Communities	05Q	LMC	\$5,638.66
2016	10	8286	6126480	Bridging Communities	05Q	LMC	\$6,331.31
2016	10	8286	6169223	Bridging Communities	05Q	LMC	\$6,115.30
2016	10	8286	6179185	Bridging Communities	05Q	LMC	\$4,207.03
2016	10	8314	6122488	The Heat and Warmth Fund (THAW)	05Q	LMC	\$33,557.21
2016	10	8314	6150384	The Heat and Warmth Fund (THAW)	05Q	LMC	\$283.83
2016	10	8314	6157216	The Heat and Warmth Fund (THAW)	05Q	LMC	\$9,307.04
2016	10	8314	6157868	The Heat and Warmth Fund (THAW)	05Q	LMC	\$6,130.91
2016	10	8314	6157870	The Heat and Warmth Fund (THAW)	05Q	LMC	\$12,701.37
2016	10	8314	6172474	The Heat and Warmth Fund (THAW)	05Q	LMC	\$13,019.61
2016	10	8315	6084049	United Community Housing Coalition	05Q	LMC	\$5,586.87
2016	10	8315	6084051	United Community Housing Coalition	05Q	LMC	\$6,376.07
2016	10	8315	6084056	United Community Housing Coalition	05Q	LMC	\$5,947.82
2016	10	8315	6084057	United Community Housing Coalition	05Q	LMC	\$6,286.39
2016	10	8315	6091860	United Community Housing Coalition	05Q	LMC	\$4,552.59
2016	10	8315	6091861	United Community Housing Coalition	05Q	LMC	\$3,717.22
2016	10	8315	6091863	United Community Housing Coalition	05Q	LMC	\$3,726.21
2016	10	8315	6096244	United Community Housing Coalition	05Q	LMC	\$14.00
2016	10	8315	6096375	United Community Housing Coalition	05Q	LMC	\$4,582.79
2016	10	8315	6096378	United Community Housing Coalition	05Q	LMC	\$9,455.12
2016	10	8315	6118797	United Community Housing Coalition	05Q	LMC	\$9,995.51
2016	10	8315	6127877	United Community Housing Coalition	05Q	LMC	\$6,442.26
2016	10	8315	6145960	United Community Housing Coalition	05Q	LMC	\$8,307.15
							05Q Matrix Code \$235,531.36
2016	10	8308	6100265	Neighborhood Legal Services of Michigan (Rapid Re-Housing)	06S	LMH	\$4,065.77
2016	10	8308	6100267	Neighborhood Legal Services of Michigan (Rapid Re-Housing)	06S	LMH	\$16,510.43
2016	10	8308	6100268	Neighborhood Legal Services of Michigan (Rapid Re-Housing)	06S	LMH	\$14,769.52

		Office of Community Planning and Development U.S. Department of Housing and Urban Development Integrated Disbursement and Information System PR25 - CDBG Financial Summary Report Program Year 2017 DETROIT, MI					DATE: 09-27-18 TIME: 17:01 PAGE: 1
2016	10	8308	6103280	Neighborhood Legal Services of Michigan (Rapid Re-Housing)	065	LMH	\$9,919.95
2016	10	8308	6103339	Neighborhood Legal Services of Michigan (Rapid Re-Housing)	065	LMH	\$7,515.75
2016	10	8308	6103344	Neighborhood Legal Services of Michigan (Rapid Re-Housing)	065	LMH	\$9,305.00
2016	10	8308	6114898	Neighborhood Legal Services of Michigan (Rapid Re-Housing)	065	LMH	\$5,517.00
2016	10	8308	6114931	Neighborhood Legal Services of Michigan (Rapid Re-Housing)	065	LMH	\$5,043.50
2016	10	8308	6121552	Neighborhood Legal Services of Michigan (Rapid Re-Housing)	065	LMH	\$11,674.06
2016	10	8308	6133062	Neighborhood Legal Services of Michigan (Rapid Re-Housing)	065	LMH	\$6,968.44
2016	10	8308	6176309	Neighborhood Legal Services of Michigan (Rapid Re-Housing)	065	LMH	\$8,563.09
							055 Matrix Code \$99,852.51
2014	101	8004	6036776	SEED	05J	LMC	\$211.45
							051J Matrix Code \$211.45
2015	9	8158	6138112	Michigan Veterans Foundation	052	LMC	\$11,009.73
2015	9	8158	6138126	Michigan Veterans Foundation	052	LMC	\$10,620.96
2015	9	8158	6138134	Michigan Veterans Foundation	052	LMC	\$10,780.12
2015	9	8158	6138130	Michigan Veterans Foundation	052	LMC	\$9,815.14
2015	9	8158	6138147	Michigan Veterans Foundation	052	LMC	\$9,633.14
2015	9	8158	6138156	Michigan Veterans Foundation	052	LMC	\$10,520.76
2015	9	8158	6138164	Michigan Veterans Foundation	052	LMC	\$10,686.93
2015	9	8158	6138170	Michigan Veterans Foundation	052	LMC	\$9,203.71
2015	9	8158	6138180	Michigan Veterans Foundation	052	LMC	\$2,249.51
2016	9	8257	6090843	Dominican Literacy	052	LMC	\$3,212.93
2016	9	8257	6090844	Dominican Literacy	052	LMC	\$3,546.39
2016	9	8257	6090845	Dominican Literacy	052	LMC	\$4,309.21
2016	9	8257	6090846	Dominican Literacy	052	LMC	\$4,426.49
2016	9	8257	6090847	Dominican Literacy	052	LMC	\$4,716.50
2016	9	8257	6090849	Dominican Literacy	052	LMC	\$2,853.38
2016	9	8257	6097027	Dominican Literacy	052	LMC	\$4,834.04
2016	9	8257	6097029	Dominican Literacy	052	LMC	\$4,846.57
2016	9	8257	6098405	Dominican Literacy	052	LMC	\$4,441.41
2016	9	8257	6098406	Dominican Literacy	052	LMC	\$6,731.79
2016	9	8257	6101044	Dominican Literacy	052	LMC	\$30.00
2016	9	8257	6114937	Dominican Literacy	052	LMC	\$7,437.19
2016	9	8257	6114939	Dominican Literacy	052	LMC	\$3,463.71
2016	9	8257	6125174	Dominican Literacy	052	LMC	\$1,120.90
2016	9	8257	6133099	Dominican Literacy	052	LMC	\$2,193.47
2016	9	8257	6143767	Dominican Literacy	052	LMC	\$1,789.50
							052 Matrix Code \$144,563.88
2011	6	7602	6091020	Senior Citizen Low Income Home Repair	14A	LMH	\$14,550.00
2011	6	7602	6091027	Senior Citizen Low Income Home Repair	14A	LMH	\$23,125.00
2011	6	7602	6098169	Senior Citizen Low Income Home Repair	14A	LMH	\$750.00
2011	6	7602	6134382	Senior Citizen Low Income Home Repair	14A	LMH	\$3,303.00
2014	109	8067	6138182	CDBG Housing Rehab Loan Program (City-Wide)	14A	LMH	\$176,274.00
2014	109	8067	6143926	CDBG Housing Rehab Loan Program (City-Wide)	14A	LMH	\$94,068.00
2014	117	8168	6098163	Lead Program (Lead Match)	14A	LMH	\$10,965.00
2014	117	8168	6098166	Lead Program (Lead Match)	14A	LMH	\$16,010.00
2014	117	8168	6100419	Lead Program (Lead Match)	14A	LMH	\$5,850.00
2014	117	8168	6100422	Lead Program (Lead Match)	14A	LMH	\$16,065.00
2014	117	8168	6100424	Lead Program (Lead Match)	14A	LMH	\$19,250.00
2014	117	8168	6134379	Lead Program (Lead Match)	14A	LMH	\$5,830.00
2015	6	8204	6091016	Emergency Home Repair	14A	LMH	\$14,247.00
2015	6	8204	6091023	Emergency Home Repair	14A	LMH	\$12,115.00
2016	1	8229	6076810	Housing Pre-Development Rehab	14A	LMH	\$22,919.00
2016	1	8229	6076811	Housing Pre-Development Rehab	14A	LMH	\$8,663.00
2016	1	8229	6109884	Housing Pre-Development Rehab	14A	LMH	\$16,015.50
2016	1	8229	6109886	Housing Pre-Development Rehab	14A	LMH	\$33,502.30
2016	1	8229	6104385	Housing Pre-Development Rehab	14A	LMH	\$27,490.00
2016	1	8229	6140703	Housing Pre-Development Rehab	14A	LMH	\$5,000.00
2016	1	8229	6140706	Housing Pre-Development Rehab	14A	LMH	\$700,000.00
2016	1	8229	6140707	Housing Pre-Development Rehab	14A	LMH	\$1,523.00
2016	1	8229	6140708	Housing Pre-Development Rehab	14A	LMH	\$11,769.76

		Office of Community Planning and Development U.S. Department of Housing and Urban Development Integrated Disbursement and Information System PR25 - CDBG Financial Summary Report Program Year 2017 DETROIT, MI					DATE: 09-27-18 TIME: 17:01 PAGE: 1
2016	1	8229	6140719	Housing Pre-Development Rehab	14A	LMH	\$2,700.00
2016	1	8229	6140720	Housing Pre-Development Rehab	14A	LMH	\$1,800.00
2016	1	8229	6140721	Housing Pre-Development Rehab	14A	LMH	\$3,850.00
2016	1	8229	6140724	Housing Pre-Development Rehab	14A	LMH	\$3,600.00
2016	1	8229	6140727	Housing Pre-Development Rehab	14A	LMH	\$10,062.51
2016	1	8229	6140720	Housing Pre-Development Rehab	14A	LMH	\$7,000.00
2016	1	8229	6140729	Housing Pre-Development Rehab	14A	LMH	\$12,912.00
2016	1	8229	6143233	Housing Pre-Development Rehab	14A	LMH	\$29,978.75
2016	1	8229	6143237	Housing Pre-Development Rehab	14A	LMH	\$37,238.58
2016	1	8229	6143239	Housing Pre-Development Rehab	14A	LMH	\$42,816.71
2016	1	8229	6143252	Housing Pre-Development Rehab	14A	LMH	\$23,000.00
2016	1	8229	6143778	Housing Pre-Development Rehab	14A	LMH	\$21,324.89
2016	1	8229	6143780	Housing Pre-Development Rehab	14A	LMH	\$1,675.31
2016	7	8225	6054547	CDBG Lead Remediation	14A	LMH	\$9,530.00
2016	7	8225	6054553	CDBG Lead Remediation	14A	LMH	\$24,660.00
2016	7	8225	6054560	CDBG Lead Remediation	14A	LMH	\$16,400.00
2016	7	8225	6054607	CDBG Lead Remediation	14A	LMH	\$26,620.00
2016	7	8225	6054609	CDBG Lead Remediation	14A	LMH	\$9,750.00
2016	7	8225	6076807	CDBG Lead Remediation	14A	LMH	\$13,325.00
2016	7	8225	6076808	CDBG Lead Remediation	14A	LMH	\$16,849.00
2016	7	8225	6076814	CDBG Lead Remediation	14A	LMH	\$36,750.00
2016	7	8225	6076963	CDBG Lead Remediation	14A	LMH	\$32,200.00
2016	7	8225	6076967	CDBG Lead Remediation	14A	LMH	\$13,700.00
2016	7	8225	6082786	CDBG Lead Remediation	14A	LMH	\$42,960.00
2016	7	8225	6082788	CDBG Lead Remediation	14A	LMH	\$13,600.00
2016	7	8225	6087964	CDBG Lead Remediation	14A	LMH	\$26,170.00
2016	7	8225	6087969	CDBG Lead Remediation	14A	LMH	\$3,240.00
2016	7	8225	6087981	CDBG Lead Remediation	14A	LMH	\$18,035.00
2016	7	8225	6088034	CDBG Lead Remediation	14A	LMH	\$14,547.00
2016	7	8225	6088045	CDBG Lead Remediation	14A	LMH	\$18,400.00
2016	7	8225	6088046	CDBG Lead Remediation	14A	LMH	\$2,595.00
2016	7	8225	6088048	CDBG Lead Remediation	14A	LMH	\$24,255.00
2016	7	8225	6088050	CDBG Lead Remediation	14A	LMH	\$29,120.00
2016	7	8225	6088053	CDBG Lead Remediation	14A	LMH	\$26,150.00
2016	7	8225	6088057	CDBG Lead Remediation	14A	LMH	\$6,800.00
2016	7	8225	6088059	CDBG Lead Remediation	14A	LMH	\$7,450.00
2016	7	8225	6091013	CDBG Lead Remediation	14A	LMH	\$2,403.00
2016	7	8225	6091017	CDBG Lead Remediation	14A	LMH	\$16,000.00
2016	7	8226	6054508	Conventional Home Repair	14A	LMH	\$3,045.00
2016	7	8226	6070620	Conventional Home Repair	14A	LMH	\$800.00
2016	7	8226	6096261	Conventional Home Repair	14A	LMH	\$800.00
2016	7	8226	6096263	Conventional Home Repair	14A	LMH	\$7,800.00
2016	7	8226	6099143	Conventional Home Repair	14A	LMH	\$13,470.00
2016	7	8226	6099145	Conventional Home Repair	14A	LMH	\$37,300.00
2016	7	8226	6100423	Conventional Home Repair	14A	LMH	\$28,820.00
2016	7	8226	6100425	Conventional Home Repair	14A	LMH	\$265.00
2016	7	8226	6100357	Conventional Home Repair	14A	LMH	\$16,733.00
2016	7	8226	6103350	Conventional Home Repair	14A	LMH	\$8,010.00
2016	7	8226	6103990	Conventional Home Repair	14A	LMH	\$16,800.00
2016	7	8226	6103992	Conventional Home Repair	14A	LMH	\$12,000.00
2016	7	8226	6104382	Conventional Home Repair	14A	LMH	\$5,100.00
2016	7	8226	6104383	Conventional Home Repair	14A	LMH	\$34,925.00
2016	7	8226	6104384	Conventional Home Repair	14A	LMH	\$11,350.00
2016	7	8226	6104862	Conventional Home Repair	14A	LMH	\$14,035.00
2016	7	8226	6115062	Conventional Home Repair	14A	LMH	\$13,900.00
2016	7	8226	6115064	Conventional Home Repair	14A	LMH	\$2,900.00
2016	7	8226	6117568	Conventional Home Repair	14A	LMH	\$17,615.00
2016	7	8226	6117577	Conventional Home Repair	14A	LMH	\$12,440.00
2016	7	8226	6117581	Conventional Home Repair	14A	LMH	\$23,650.00
2016	7	8226	6117583	Conventional Home Repair	14A	LMH	\$24,150.00

		Office of Community Planning and Development U.S. Department of Housing and Urban Development Integrated Disbursement and Information System PR25 - CDBG Financial Summary Report Program Year 2017 DETROIT, MI				DATE:	09-27-18
						TIME:	17:01
						PAGE:	1
2016	7	8226	6117584	Conventional Home Repair	14A	LMH	\$38,920.00
2016	7	8226	6117585	Conventional Home Repair	14A	LMH	\$7,730.00
2016	7	8226	6119202	Conventional Home Repair	14A	LMH	\$10,200.00
2016	7	8226	6119204	Conventional Home Repair	14A	LMH	\$11,525.00
2016	7	8226	6119210	Conventional Home Repair	14A	LMH	\$29,005.00
2016	7	8226	6119211	Conventional Home Repair	14A	LMH	\$14,465.00
2016	7	8226	6119214	Conventional Home Repair	14A	LMH	\$8,500.00
2016	7	8226	6119216	Conventional Home Repair	14A	LMH	\$18,000.00
2016	7	8226	6119217	Conventional Home Repair	14A	LMH	\$18,000.00
2016	7	8226	6119223	Conventional Home Repair	14A	LMH	\$9,700.00
2016	7	8226	6119226	Conventional Home Repair	14A	LMH	\$17,480.00
2016	7	8226	6120665	Conventional Home Repair	14A	LMH	\$11,235.00
2016	7	8226	6120668	Conventional Home Repair	14A	LMH	\$5,225.00
2016	7	8226	6120672	Conventional Home Repair	14A	LMH	\$21,830.00
2016	7	8226	6120673	Conventional Home Repair	14A	LMH	\$30,113.00
2016	7	8226	6120674	Conventional Home Repair	14A	LMH	\$8,007.00
2016	7	8226	6120677	Conventional Home Repair	14A	LMH	\$7,400.00
2017	5	8460	6125388	CDBG Lead Remediation	14A	LMH	\$63,665.00
2017	5	8460	6125391	CDBG Lead Remediation	14A	LMH	\$11,975.00
2017	5	8460	6125394	CDBG Lead Remediation	14A	LMH	\$35,850.00
2017	5	8460	6125398	CDBG Lead Remediation	14A	LMH	\$20,900.00
2017	5	8460	6125399	CDBG Lead Remediation	14A	LMH	\$18,875.00
2017	5	8460	6125401	CDBG Lead Remediation	14A	LMH	\$3,950.00
2017	5	8460	6125402	CDBG Lead Remediation	14A	LMH	\$2,135.00
2017	5	8460	6128209	CDBG Lead Remediation	14A	LMH	\$14,550.00
2017	5	8460	6129210	CDBG Lead Remediation	14A	LMH	\$9,525.00
2017	5	8460	6134346	CDBG Lead Remediation	14A	LMH	\$22,500.00
2017	5	8460	6134348	CDBG Lead Remediation	14A	LMH	\$36,655.00
2017	5	8460	6134349	CDBG Lead Remediation	14A	LMH	\$1,165.00
2017	5	8460	6134351	CDBG Lead Remediation	14A	LMH	\$11,288.00
2017	5	8460	6134353	CDBG Lead Remediation	14A	LMH	\$24,904.00
2017	5	8460	6134364	CDBG Lead Remediation	14A	LMH	\$7,865.00
2017	5	8460	6134365	CDBG Lead Remediation	14A	LMH	\$14,810.00
2017	5	8460	6134380	CDBG Lead Remediation	14A	LMH	\$26,720.00
2017	5	8460	6134381	CDBG Lead Remediation	14A	LMH	\$21,730.00
2017	5	8460	6134383	CDBG Lead Remediation	14A	LMH	\$43,375.00
2017	5	8460	6134385	CDBG Lead Remediation	14A	LMH	\$29,600.00
2017	5	8460	6134387	CDBG Lead Remediation	14A	LMH	\$2,600.00
2017	5	8460	6134389	CDBG Lead Remediation	14A	LMH	\$4,050.00
2017	5	8460	6134391	CDBG Lead Remediation	14A	LMH	\$23,550.00
2017	5	8460	6135844	CDBG Lead Remediation	14A	LMH	\$24,110.00
2017	5	8460	6135846	CDBG Lead Remediation	14A	LMH	\$21,750.00
2017	5	8460	6135851	CDBG Lead Remediation	14A	LMH	\$30,400.00
2017	5	8460	6135853	CDBG Lead Remediation	14A	LMH	\$19,550.00
2017	5	8460	6135854	CDBG Lead Remediation	14A	LMH	\$33,475.00
2017	5	8460	6135856	CDBG Lead Remediation	14A	LMH	\$21,867.00
2017	5	8460	6135857	CDBG Lead Remediation	14A	LMH	\$17,471.00
2017	5	8460	6135859	CDBG Lead Remediation	14A	LMH	\$12,570.00
2017	5	8460	6135863	CDBG Lead Remediation	14A	LMH	\$43,635.00
2017	5	8460	6138271	CDBG Lead Remediation	14A	LMH	\$650.00
2017	5	8460	6143245	CDBG Lead Remediation	14A	LMH	\$4,012.00
2017	5	8460	6143255	CDBG Lead Remediation	14A	LMH	\$14,400.00
2017	5	8460	6143259	CDBG Lead Remediation	14A	LMH	\$29,610.00
2017	5	8460	6143269	CDBG Lead Remediation	14A	LMH	\$0,250.00
2017	5	8460	6145851	CDBG Lead Remediation	14A	LMH	\$10,604.00
2017	5	8460	6145864	CDBG Lead Remediation	14A	LMH	\$33,610.00
2017	5	8460	6145867	CDBG Lead Remediation	14A	LMH	\$475.00
2017	5	8460	6145868	CDBG Lead Remediation	14A	LMH	\$44,442.00
2017	5	8460	6151235	CDBG Lead Remediation	14A	LMH	\$35,275.00
2017	5	8460	6151238	CDBG Lead Remediation	14A	LMH	\$1,700.00

		Office of Community Planning and Development U.S. Department of Housing and Urban Development Integrated Disbursement and Information System PR25 - CDBG Financial Summary Report Program Year 2017 DETROIT, MI					DATE: 09-27-18 TIME: 17:01 PAGE: 1
2017	5	8460	6151240	CDBG Lead Remediation	14A	LMH	\$13,425.00
2017	5	8460	6151242	CDBG Lead Remediation	14A	LMH	\$6,925.00
2017	5	8460	6151245	CDBG Lead Remediation	14A	LMH	\$25,350.00
2017	5	8460	6151246	CDBG Lead Remediation	14A	LMH	\$3,480.00
2017	5	8460	6151250	CDBG Lead Remediation	14A	LMH	\$23,885.00
2017	5	8460	6151251	CDBG Lead Remediation	14A	LMH	\$7,875.00
2017	5	8460	6170063	CDBG Lead Remediation	14A	LMH	\$27,100.00
2017	5	8460	6180735	CDBG Lead Remediation	14A	LMH	\$225.00
2017	5	8460	6185320	CDBG Lead Remediation	14A	LMH	\$1,000.00
					14A	Matrix Code	\$3,444,843.11
2014	81	8076	6143031	Housing Rehab Administration (Loan Program) City Wide	14H	LMH	\$66,500.00
2014	81	8076	6143039	Housing Rehab Administration (Loan Program) City Wide	14H	LMH	\$42,000.00
2014	81	8076	6145647	Housing Rehab Administration (Loan Program) City Wide	14H	LMH	\$18,265.00
2014	81	8076	6145929	Housing Rehab Administration (Loan Program) City Wide	14H	LMH	\$111,265.00
2015	4	8206	6095264	CDBG Housing Rehab Loan Program City-Wide (2015)	14H	LMH	\$56,710.00
2015	4	8206	6103953	CDBG Housing Rehab Loan Program City-Wide (2015)	14H	LMH	\$62,160.00
2015	4	8206	6129214	CDBG Housing Rehab Loan Program City-Wide (2015)	14H	LMH	\$60,520.00
2015	4	8206	6143243	CDBG Housing Rehab Loan Program City-Wide (2015)	14H	LMH	\$55,375.00
2015	5	8220	6088173	Housing Administration - Direct	14H	LMH	\$120,852.09
2015	5	8220	6160180	Housing Administration - Direct	14H	LMH	\$24,958.35
2015	5	8220	6182705	Housing Administration - Direct	14H	LMH	\$40,896.00
2015	5	8220	6182719	Housing Administration - Direct	14H	LMH	\$0.34
2015	5	8220	6191054	Housing Administration - Direct	14H	LMH	\$29,614.86
2015	5	8221	6088174	Housing Administration - Indirect	14H	LMH	\$92,089.29
2015	5	8221	6088190	Housing Administration - Indirect	14H	LMH	\$51,261.07
2015	5	8221	6182706	Housing Administration - Indirect	14H	LMH	\$23,366.89
2016	7	8228	6094896	Multi-Family Staffing (Direct)	14H	LMH	\$4,755.80
2017	5	8463	6123865	Multi-Family Staffing (Indirect)	14H	LMH	\$54,894.19
2017	5	8463	6126916	Multi-Family Staffing (Indirect)	14H	LMH	\$74,194.26
2017	5	8463	6127925	Multi-Family Staffing (Indirect)	14H	LMH	\$19,964.75
2017	5	8463	6132012	Multi-Family Staffing (Indirect)	14H	LMH	\$14,740.00
2017	5	8463	6132474	Multi-Family Staffing (Indirect)	14H	LMH	\$19,964.76
2017	5	8463	6132625	Multi-Family Staffing (Indirect)	14H	LMH	\$14,283.05
2017	5	8463	6135467	Multi-Family Staffing (Indirect)	14H	LMH	\$20,008.24
2017	5	8463	6136451	Multi-Family Staffing (Indirect)	14H	LMH	\$14,318.73
2017	5	8463	6136537	Multi-Family Staffing (Indirect)	14H	LMH	\$14,076.91
2017	5	8463	6138450	Multi-Family Staffing (Indirect)	14H	LMH	\$20,042.91
2017	5	8463	6146701	Multi-Family Staffing (Indirect)	14H	LMH	\$21,570.46
2017	5	8463	6146740	Multi-Family Staffing (Indirect)	14H	LMH	\$30,979.36
2017	5	8463	6162027	Multi-Family Staffing (Indirect)	14H	LMH	\$13,566.10
2017	5	8463	6163092	Multi-Family Staffing (Indirect)	14H	LMH	\$20,392.19
2017	5	8463	6178549	Multi-Family Staffing (Indirect)	14H	LMH	\$20,612.31
2017	5	8463	6180145	Multi-Family Staffing (Indirect)	14H	LMH	\$16,140.57
2017	5	8463	6184594	Multi-Family Staffing (Indirect)	14H	LMH	\$63,374.06
					14H	Matrix Code	\$1,411,722.96
2006	143	6139	6123848	PARADISE VALLEY BUSINESS DISTRICT	18A	LMA	\$41,608.52
2006	143	6139	6132960	PARADISE VALLEY BUSINESS DISTRICT	18A	LMA	\$53,066.78
2006	143	6139	6143924	PARADISE VALLEY BUSINESS DISTRICT	18A	LMA	\$44,691.84
2016	5	8223	6084346	Economic Development	18A	LMA	\$271,510.91
2016	5	8223	6093099	Economic Development	18A	LMA	\$276,826.32
2016	5	8223	6101530	Economic Development	18A	LMA	\$281,915.33
2016	5	8223	6114903	Economic Development	18A	LMA	\$287,995.57
2016	5	8223	6129095	Economic Development	18A	LMA	\$156,145.25
2016	5	8223	6130212	Economic Development	18A	LMA	\$234,849.68
2016	5	8224	6120155	Jefferson East, Inc.	18A	LMA	\$18,178.88
2016	5	8224	6137728	Jefferson East, Inc.	18A	LMA	\$107,599.50
2016	5	8224	6160182	Jefferson East, Inc.	18A	LMA	\$100,624.50
					18A	Matrix Code	\$1,875,033.08
Total							\$15,256,600.06





Office of Community Planning and Development
U.S. Department of Housing and Urban Development
Integrated Disbursement and Information System
PR25 - CDBG Financial Summary Report
Program Year 2017
DETROIT, MI

DATE: 09-27-18
TIME: 17:01
PAGE: 1


LINE 27 DETAIL: ACTIVITIES INCLUDED IN THE COMPUTATION OF LINE 27

Plan Year	IDIS Project	IDIS Activity	Voucher Number	Activity Name	Matrix Code	National Objective	Drawn Amount
2016	10	8284	6096380	Alternatives For Girls	03T	LMC	\$2,536.90
2016	10	8284	6096381	Alternatives For Girls	03T	LMC	\$2,314.75
2016	10	8284	6096383	Alternatives For Girls	03T	LMC	\$4,056.01
2016	10	8284	6096385	Alternatives For Girls	03T	LMC	\$4,442.98
2016	10	8284	6138123	Alternatives For Girls	03T	LMC	\$5,715.83
2016	10	8284	6139706	Alternatives For Girls	03T	LMC	\$7,570.08
2016	10	8284	6139707	Alternatives For Girls	03T	LMC	\$5,826.92
2016	10	8284	6139708	Alternatives For Girls	03T	LMC	\$4,487.60
2016	10	8284	6139709	Alternatives For Girls	03T	LMC	\$5,651.29
2016	10	8284	6144746	Alternatives For Girls	03T	LMC	\$9,003.79
2016	10	8284	6144748	Alternatives For Girls	03T	LMC	\$18,277.83
2016	10	8284	6144750	Alternatives For Girls	03T	LMC	\$5,011.96
2016	10	8287	6119480	Cass Community Social Services	03T	LMC	\$3,915.65
2016	10	8287	6119482	Cass Community Social Services	03T	LMC	\$4,336.09
2016	10	8287	6119484	Cass Community Social Services	03T	LMC	\$2,906.64
2016	10	8287	6119695	Cass Community Social Services	03T	LMC	\$2,194.95
2016	10	8287	6119704	Cass Community Social Services	03T	LMC	\$6,489.54
2016	10	8287	6119706	Cass Community Social Services	03T	LMC	\$9,448.03
2016	10	8287	6119708	Cass Community Social Services	03T	LMC	\$6,124.06
2016	10	8287	6119710	Cass Community Social Services	03T	LMC	\$5,827.82
2016	10	8287	6119711	Cass Community Social Services	03T	LMC	\$6,536.13
2016	10	8287	6138511	Cass Community Social Services	03T	LMC	\$3,874.66
2016	10	8287	6138512	Cass Community Social Services	03T	LMC	\$4,611.09
2016	10	8287	6142538	Cass Community Social Services	03T	LMC	\$18,835.34
2016	10	8289	6095208	Cass Community Social Services (Warming Center)	03T	LMC	\$2,233.38
2016	10	8289	6095210	Cass Community Social Services (Warming Center)	03T	LMC	\$14,162.45
2016	10	8289	6095212	Cass Community Social Services (Warming Center)	03T	LMC	\$18,847.84
2016	10	8289	6095213	Cass Community Social Services (Warming Center)	03T	LMC	\$22,952.46
2016	10	8289	6095217	Cass Community Social Services (Warming Center)	03T	LMC	\$41,885.12
2016	10	8289	6121595	Cass Community Social Services (Warming Center)	03T	LMC	\$8.75
2016	10	8291	6141557	Coalition on Temporary Shelter (COTS)	03T	LMC	\$16,015.30
2016	10	8291	6141561	Coalition on Temporary Shelter (COTS)	03T	LMC	\$9,905.05
2016	10	8291	6141565	Coalition on Temporary Shelter (COTS)	03T	LMC	\$14,934.61
2016	10	8291	6141571	Coalition on Temporary Shelter (COTS)	03T	LMC	\$9,300.78
2016	10	8291	6141596	Coalition on Temporary Shelter (COTS)	03T	LMC	\$10,140.44
2016	10	8291	6141629	Coalition on Temporary Shelter (COTS)	03T	LMC	\$9,678.06
2016	10	8291	6147747	Coalition on Temporary Shelter (COTS)	03T	LMC	\$5,125.76
2016	10	8293	6090932	Community Social Services of Wayne County	03T	LMC	\$9,104.89
2016	10	8293	6090934	Community Social Services of Wayne County	03T	LMC	\$8,752.69
2016	10	8293	6090935	Community Social Services of Wayne County	03T	LMC	\$7,147.87
2016	10	8293	6094046	Community Social Services of Wayne County	03T	LMC	\$9,142.72
2016	10	8293	6094054	Community Social Services of Wayne County	03T	LMC	\$10,157.16
2016	10	8293	6094056	Community Social Services of Wayne County	03T	LMC	\$6,840.96
2016	10	8293	6097030	Community Social Services of Wayne County	03T	LMC	\$8,655.41
2016	10	8293	6098171	Community Social Services of Wayne County	03T	LMC	\$2,815.64
2016	10	8293	6117518	Community Social Services of Wayne County	03T	LMC	\$1,779.29
2016	10	8293	6121605	Community Social Services of Wayne County	03T	LMC	\$1,219.31
2016	10	8293	6157926	Community Social Services of Wayne County	03T	LMC	\$3,384.83
2016	10	8293	6157927	Community Social Services of Wayne County	03T	LMC	\$5,999.23
2016	10	8294	6087736	Covenant House	03T	LMC	\$8,285.50
2016	10	8294	6087741	Covenant House	03T	LMC	\$6,677.90
2016	10	8294	6087742	Covenant House	03T	LMC	\$6,718.11
2016	10	8294	6087744	Covenant House	03T	LMC	\$7,209.94
2016	10	8294	6087948	Covenant House	03T	LMC	\$7,316.38
2016	10	8294	6087949	Covenant House	03T	LMC	\$11,253.44
2016	10	8294	6087950	Covenant House	03T	LMC	\$8,266.29


 <div> Office of Community Planning and Development U.S. Department of Housing and Urban Development Integrated Disbursement and Information System PR25 - CDBG Financial Summary Report Program Year 2017 DETROIT, MI </div>							DATE: 09-27-18
							TIME: 17:01
							PAGE: 1
Year	Month	Activity ID	Activity Name	Activity Type	Category	Amount	
2016	10	8294	6097902 Covenant House	03T	LMC	\$5,370.17	
2016	10	8294	6097910 Covenant House	03T	LMC	\$5,875.23	
2016	10	8294	6114889 Covenant House	03T	LMC	\$4,702.19	
2016	10	8294	6114890 Covenant House	03T	LMC	\$3,324.85	
2016	10	8295	6145414 DRWM 3rd Street	03T	LMC	\$94,953.82	
2016	10	8296	6145425 DRWM Genesis House II Chicago	03T	LMC	\$49,701.37	
2016	10	8297	6145416 DRWM Genesis House III Fairview	03T	LMC	\$73,647.49	
2016	10	8298	6145427 DRWM Genesis House III Mack	03T	LMC	\$68,301.95	
2016	10	8303	6106686 Mariner's Inn	03T	LMC	\$8,407.71	
2016	10	8303	6106687 Mariner's Inn	03T	LMC	\$6,187.61	
2016	10	8303	6106688 Mariner's Inn	03T	LMC	\$7,558.73	
2016	10	8303	6127010 Mariner's Inn	03T	LMC	\$6,456.28	
2016	10	8303	6127019 Mariner's Inn	03T	LMC	\$5,321.45	
2016	10	8309	6130225 Neighborhood Service Organization (NSO)	03T	LMC	\$22,770.68	
2016	10	8309	6139952 Neighborhood Service Organization (NSO)	03T	LMC	\$5,452.65	
2016	10	8309	6148128 Neighborhood Service Organization (NSO)	03T	LMC	\$4,625.16	
2016	10	8310	6164306 Operation Get Down	03T	LMC	\$4,868.53	
2016	10	8310	6164306 Operation Get Down	03T	LMC	\$3,672.25	
2016	10	8310	6164311 Operation Get Down	03T	LMC	\$3,935.41	
2016	10	8310	6164313 Operation Get Down	03T	LMC	\$3,289.78	
2016	10	8310	6164314 Operation Get Down	03T	LMC	\$8,721.75	
2016	10	8310	6164315 Operation Get Down	03T	LMC	\$5,202.72	
2016	10	8311	6123853 Salvation Army	03T	LMC	\$3,151.67	
2016	10	8311	6123854 Salvation Army	03T	LMC	\$5,528.00	
2016	10	8311	6123855 Salvation Army	03T	LMC	\$5,798.77	
2016	10	8311	6123856 Salvation Army	03T	LMC	\$6,434.29	
2016	10	8311	6123859 Salvation Army	03T	LMC	\$6,924.15	
2016	10	8311	6123860 Salvation Army	03T	LMC	\$9,028.86	
2016	10	8311	6123861 Salvation Army	03T	LMC	\$6,611.51	
2016	10	8311	6137657 Salvation Army	03T	LMC	\$8,054.82	
2016	10	8311	6137658 Salvation Army	03T	LMC	\$7,136.89	
2016	10	8311	6137659 Salvation Army	03T	LMC	\$6,456.26	
2016	10	8311	6137660 Salvation Army	03T	LMC	\$3,841.76	
2016	10	8311	6137661 Salvation Army	03T	LMC	\$5,933.02	
2017	6	8387	6171291 Alternatives for Girls (ES)	03T	LMC	\$1,596.55	
2017	6	8387	6171292 Alternatives for Girls (ES)	03T	LMC	\$2,345.02	
2017	6	8387	6171294 Alternatives for Girls (ES)	03T	LMC	\$5,706.81	
2017	6	8387	6171295 Alternatives for Girls (ES)	03T	LMC	\$4,766.56	
2017	6	8388	6158789 Cass Community Social Services (ES)	03T	LMC	\$1,973.21	
2017	6	8396	6176238 Mariners Inn (ES)	03T	LMC	\$11,612.49	
2017	6	8396	6176239 Mariners Inn (ES)	03T	LMC	\$7,384.46	
2017	6	8396	6176241 Mariners Inn (ES)	03T	LMC	\$8,249.97	
2017	6	8400	6174521 Salvation Army (ES)	03T	LMC	\$5,689.12	
2017	6	8400	6176235 Salvation Army (ES)	03T	LMC	\$6,986.97	
2017	6	8402	6156706 Cass Community Social Services (Wm Ctr)	03T	LMC	\$15,625.91	
2017	6	8402	6156707 Cass Community Social Services (Wm Ctr)	03T	LMC	\$617.90	
2017	6	8402	6157225 Cass Community Social Services (Wm Ctr)	03T	LMC	\$16,523.87	
2017	6	8402	6157228 Cass Community Social Services (Wm Ctr)	03T	LMC	\$20,683.73	
2017	6	8402	6187020 Cass Community Social Services (Wm Ctr)	03T	LMC	\$46,548.59	
						03T Matrix Code	\$1,089,283.34
2015	8	8118	6055119 Delray United Action Council	05A	LMC	\$9,130.13	
2015	8	8118	6074469 Delray United Action Council	05A	LMC	\$1,310.50	
2015	8	8118	6084517 Delray United Action Council	05A	LMC	\$361.00	
2015	8	8130	6076778 Matrix Human Services/Reuther Senior Services	05A	LMC	\$1,890.02	
2015	8	8130	6089954 Matrix Human Services/Reuther Senior Services	05A	LMC	\$8,985.76	
2015	8	8130	6092506 Matrix Human Services/Reuther Senior Services	05A	LMC	\$3,537.80	
2015	8	8130	6112214 Matrix Human Services/Reuther Senior Services	05A	LMC	\$4,330.59	
2015	8	8130	6112215 Matrix Human Services/Reuther Senior Services	05A	LMC	\$6,486.23	
2015	8	8130	6113627 Matrix Human Services/Reuther Senior Services	05A	LMC	\$1,136.60	
2015	8	8130	6130181 Matrix Human Services/Reuther Senior Services	05A	LMC	\$1,236.31	


		Office of Community Planning and Development U.S. Department of Housing and Urban Development Integrated Disbursement and Information System PR25 - CDBG Financial Summary Report Program Year 2017 DETROIT, MI					DATE: 09-27-18 TIME: 17:01 PAGE: 1
2015	8	8130	6136118	Matrix Human Services/Reuther Senior Services	05A	LMC	\$8,779.34
2016	9	8266	6071494	L & L Adult Day Care	05A	LMC	\$5,945.50
2016	9	8266	6078298	L & L Adult Day Care	05A	LMC	\$5,569.50
2016	9	8266	6086595	L & L Adult Day Care	05A	LMC	\$6,235.75
2016	9	8266	6096904	L & L Adult Day Care	05A	LMC	\$5,287.50
2016	9	8266	6105131	L & L Adult Day Care	05A	LMC	\$5,510.75
2016	9	8266	6112419	L & L Adult Day Care	05A	LMC	\$5,585.75
2016	9	8267	6088010	LASED	05A	LMC	\$1,748.54
2016	9	8267	6088019	LASED	05A	LMC	\$4,990.17
2016	9	8267	6088020	LASED	05A	LMC	\$6,119.44
2016	9	8267	6088026	LASED	05A	LMC	\$4,365.59
2016	9	8267	6088028	LASED	05A	LMC	\$4,453.31
2016	9	8267	6090803	LASED	05A	LMC	\$6,902.41
2016	9	8267	6090916	LASED	05A	LMC	\$4,360.63
2016	9	8267	6090927	LASED	05A	LMC	\$4,262.40
2016	9	8267	6096351	LASED	05A	LMC	\$4,168.04
2016	9	8267	6100272	LASED	05A	LMC	\$4,952.37
2016	9	8267	6106392	LASED	05A	LMC	\$3,889.66
2016	9	8267	6116949	LASED	05A	LMC	\$4,388.75
2016	9	8267	6134016	LASED	05A	LMC	\$5,388.69
2016	9	8276	6074471	St. Patrick Senior Center	05A	LMC	\$3,567.79
2016	9	8276	6082264	St. Patrick Senior Center	05A	LMC	\$3,232.04
2016	9	8276	6090804	St. Patrick Senior Center	05A	LMC	\$4,369.79
2016	9	8276	6100274	St. Patrick Senior Center	05A	LMC	\$9,414.09
2016	9	8276	6112213	St. Patrick Senior Center	05A	LMC	\$5,649.22
2016	9	8276	6136953	St. Patrick Senior Center	05A	LMC	\$6,371.84
2017	8	8439	6148116	Delray United Action Council	05A	LMC	\$4,227.00
2017	8	8439	6148121	Delray United Action Council	05A	LMC	\$4,054.00
2017	8	8439	6148123	Delray United Action Council	05A	LMC	\$4,270.75
2017	8	8439	6157213	Delray United Action Council	05A	LMC	\$4,219.55
2017	8	8439	6172476	Delray United Action Council	05A	LMC	\$5,865.06
2017	8	8440	6127898	L&L Adult Day Care	05A	LMC	\$7,191.00
2017	8	8440	6131011	L&L Adult Day Care	05A	LMC	\$6,957.75
2017	8	8440	6139758	L&L Adult Day Care	05A	LMC	\$7,097.00
2017	8	8440	6151300	L&L Adult Day Care	05A	LMC	\$5,945.50
2017	8	8440	6160221	L&L Adult Day Care	05A	LMC	\$5,358.00
2017	8	8440	6171049	L&L Adult Day Care	05A	LMC	\$6,016.00
2017	8	8441	6127899	St. Patrick Senior Center	05A	LMC	\$4,025.44
2017	8	8441	6134138	St. Patrick Senior Center	05A	LMC	\$11,416.00
2017	8	8441	6146359	St. Patrick Senior Center	05A	LMC	\$10,600.42
2017	8	8441	6175709	St. Patrick Senior Center	05A	LMC	\$6,919.42
					05A	Matrix Code	\$268,036.69
2016	9	8260	6149985	Greater Detroit Agency for the Blind	05B	LMC	\$2,866.44
2016	9	8260	6149986	Greater Detroit Agency for the Blind	05B	LMC	\$2,586.16
2016	9	8260	6149987	Greater Detroit Agency for the Blind	05B	LMC	\$2,775.52
2016	9	8260	6178281	Greater Detroit Agency for the Blind	05B	LMC	\$6,040.21
2016	9	8260	6179187	Greater Detroit Agency for the Blind	05B	LMC	\$4,711.96
					05B	Matrix Code	\$18,980.29
2014	102	8020	6087953	Freedom House	05C	LMC	\$7,155.42
2014	102	8020	6087954	Freedom House	05C	LMC	\$6,554.54
2014	102	8020	6100270	Freedom House	05C	LMC	\$7,732.44
2015	9	8153	6146214	Freedom House	05C	LMC	\$1,449.15
2015	9	8153	6146220	Freedom House	05C	LMC	\$2,898.94
2015	9	8153	6158792	Freedom House	05C	LMC	\$123.36
2015	9	8153	6158688	Freedom House	05C	LMC	\$474.80
2015	9	8153	6158771	Freedom House	05C	LMC	\$760.44
2015	9	8153	6162193	Freedom House	05C	LMC	\$404.60
2015	9	8153	6175751	Freedom House	05C	LMC	\$618.60
2015	9	8160	6082266	Neighborhood Service Organization (NSO)	05C	LMC	\$15,422.40
2015	9	8160	6089956	Neighborhood Service Organization (NSO)	05C	LMC	\$19,144.91


Office of Community Planning and Development U.S. Department of Housing and Urban Development Integrated Disbursement and Information System PR25 - CDBG Financial Summary Report Program Year 2017 DETROIT, MI							DATE: 09-27-18 TIME: 17:01 PAGE: 1
2015	9	8160	6112426	Neighborhood Service Organization (NSO)	05C	LMC	\$18,420.05
2015	9	8160	6121597	Neighborhood Service Organization (NSO)	05C	LMC	\$19,554.36
2015	9	8160	6121601	Neighborhood Service Organization (NSO)	05C	LMC	\$16,448.91
2015	9	8160	6126998	Neighborhood Service Organization (NSO)	05C	LMC	\$19,033.38
2015	9	8163	6082234	Southwest Counseling Solutions	05C	LMC	\$12,386.38
2015	9	8163	6084022	Southwest Counseling Solutions	05C	LMC	\$7,985.08
2015	9	8163	6084823	Southwest Counseling Solutions	05C	LMC	\$6,489.03
2015	9	8163	6097951	Southwest Counseling Solutions	05C	LMC	\$10,438.33
2015	9	8163	6097954	Southwest Counseling Solutions	05C	LMC	\$9,730.27
2015	9	8163	6097955	Southwest Counseling Solutions	05C	LMC	\$5,999.23
2015	9	8163	6097957	Southwest Counseling Solutions	05C	LMC	\$3,384.83
2015	9	8163	6114940	Southwest Counseling Solutions	05C	LMC	\$9,680.79
2015	9	8163	6114941	Southwest Counseling Solutions	05C	LMC	\$10,834.73
2015	9	8163	6114944	Southwest Counseling Solutions	05C	LMC	\$6,450.60
2015	9	8163	6117520	Southwest Counseling Solutions	05C	LMC	\$6,245.88
2015	9	8163	6117531	Southwest Counseling Solutions	05C	LMC	\$7,954.27
2015	9	8163	6121563	Southwest Counseling Solutions	05C	LMC	\$9,789.60
2015	9	8163	6121603	Southwest Counseling Solutions	05C	LMC	\$7,906.71
2015	9	8163	6121677	Southwest Counseling Solutions	05C	LMC	\$7,718.45
2015	9	8163	6121678	Southwest Counseling Solutions	05C	LMC	\$11,957.98
2015	9	8163	6121679	Southwest Counseling Solutions	05C	LMC	\$8,683.45
2015	9	8163	6121680	Southwest Counseling Solutions	05C	LMC	\$9,026.82
2015	9	8163	6121681	Southwest Counseling Solutions	05C	LMC	\$9,438.69
2015	9	8163	6122223	Southwest Counseling Solutions	05C	LMC	\$8,946.28
2015	9	8163	6130186	Southwest Counseling Solutions	05C	LMC	\$2,549.43
2015	9	8163	6130189	Southwest Counseling Solutions	05C	LMC	\$11,116.99
2015	9	8163	6132020	Southwest Counseling Solutions	05C	LMC	\$26,643.73
2015	9	8163	6132023	Southwest Counseling Solutions	05C	LMC	\$23,742.93
2015	9	8163	6138129	Southwest Counseling Solutions	05C	LMC	\$17,844.17
2015	9	8163	6138131	Southwest Counseling Solutions	05C	LMC	\$13,504.48
2015	9	8163	6141414	Southwest Counseling Solutions	05C	LMC	\$1,142.18
2015	9	8163	6141416	Southwest Counseling Solutions	05C	LMC	\$92.18
2015	9	8163	6141418	Southwest Counseling Solutions	05C	LMC	\$750.20
2015	9	8163	6141544	Southwest Counseling Solutions	05C	LMC	\$11,191.24
2015	9	8163	6141549	Southwest Counseling Solutions	05C	LMC	\$9,123.01
2015	9	8163	6141680	Southwest Counseling Solutions	05C	LMC	\$6,995.45
2015	9	8163	6141685	Southwest Counseling Solutions	05C	LMC	\$3,812.58
2015	9	8163	6141687	Southwest Counseling Solutions	05C	LMC	\$2,600.51
2015	9	8163	6141688	Southwest Counseling Solutions	05C	LMC	\$2,680.87
2015	9	8163	6153315	Southwest Counseling Solutions	05C	LMC	\$3,518.30
2015	9	8163	6153498	Southwest Counseling Solutions	05C	LMC	\$6,506.10
2015	9	8163	6155289	Southwest Counseling Solutions	05C	LMC	\$2,090.27
2015	9	8163	6155290	Southwest Counseling Solutions	05C	LMC	\$1,758.73
2016	9	8250	6090797	Accounting Aid Society	05C	LMC	\$60,000.00
2016	9	8263	6096185	International Institute of Metropolitan Detroit	05C	LMC	\$5,882.02
2016	9	8263	6106019	International Institute of Metropolitan Detroit	05C	LMC	\$5,765.36
2016	9	8263	6106953	International Institute of Metropolitan Detroit	05C	LMC	\$3,528.52
2016	9	8263	6116955	International Institute of Metropolitan Detroit	05C	LMC	\$6,064.90
2016	9	8263	6129197	International Institute of Metropolitan Detroit	05C	LMC	\$4,549.46
2016	9	8263	6134018	International Institute of Metropolitan Detroit	05C	LMC	\$7,648.32
2016	9	8263	6136112	International Institute of Metropolitan Detroit	05C	LMC	\$5,454.16
2016	9	8263	6140988	International Institute of Metropolitan Detroit	05C	LMC	\$5,307.20
2016	9	8263	6146401	International Institute of Metropolitan Detroit	05C	LMC	\$3,986.14
2016	9	8263	6151299	International Institute of Metropolitan Detroit	05C	LMC	\$5,743.59
2016	9	8263	6171077	International Institute of Metropolitan Detroit	05C	LMC	\$1,833.10
2016	10	8302	6092506	Legal Aid & Defender	05C	LMC	\$11,667.91
2016	10	8302	6092507	Legal Aid & Defender	05C	LMC	\$16,205.89
2016	10	8302	6092508	Legal Aid & Defender	05C	LMC	\$13,254.05
2016	10	8302	6103308	Legal Aid & Defender	05C	LMC	\$2,663.19
2016	10	8302	6103451	Legal Aid & Defender	05C	LMC	\$9,094.92


		Office of Community Planning and Development U.S. Department of Housing and Urban Development Integrated Disbursement and Information System PR25 - CDBG Financial Summary Report Program Year 2017 DETROIT, MI					DATE: 09-27-18 TIME: 17:01 PAGE: 1
2016	10	8302	6113624	Legal Aid & Defender	05C	LMC	\$7,788.51
2016	10	8302	6127913	Legal Aid & Defender	05C	LMC	\$1,500.00
2016	10	8302	6165374	Legal Aid & Defender	05C	LMC	\$9,146.14
2016	10	8302	6169224	Legal Aid & Defender	05C	LMC	\$1,179.39
2016	10	8302	6171074	Legal Aid & Defender	05C	LMC	\$2,900.00
2016	10	8305	6097906	Michigan Legal Services	05C	LMC	\$5,850.76
2016	10	8305	6100434	Michigan Legal Services	05C	LMC	\$5,543.03
2016	10	8305	6100435	Michigan Legal Services	05C	LMC	\$7,557.45
2016	10	8305	6100436	Michigan Legal Services	05C	LMC	\$6,217.48
2016	10	8305	6100438	Michigan Legal Services	05C	LMC	\$5,458.36
2016	10	8305	6100439	Michigan Legal Services	05C	LMC	\$5,943.54
2016	10	8305	6100440	Michigan Legal Services	05C	LMC	\$6,713.95
2016	10	8305	6112210	Michigan Legal Services	05C	LMC	\$6,266.84
2016	10	8305	6135688	Michigan Legal Services	05C	LMC	\$8,248.52
2016	10	8305	6135689	Michigan Legal Services	05C	LMC	\$6,416.95
2016	10	8305	6135691	Michigan Legal Services	05C	LMC	\$5,218.93
2016	10	8307	6122480	Neighborhood Legal Services of Michigan (Homeless)	05C	LMC	\$16,854.35
2016	10	8307	6179620	Neighborhood Legal Services of Michigan (Homeless)	05C	LMC	\$4,624.36
2016	10	8307	6179623	Neighborhood Legal Services of Michigan (Homeless)	05C	LMC	\$4,533.10
2016	10	8307	6179626	Neighborhood Legal Services of Michigan (Homeless)	05C	LMC	\$2,726.60
2016	10	8307	6187495	Neighborhood Legal Services of Michigan (Homeless)	05C	LMC	\$8,589.04
2016	10	8307	6187497	Neighborhood Legal Services of Michigan (Homeless)	05C	LMC	\$7,808.17
2016	10	8307	6187498	Neighborhood Legal Services of Michigan (Homeless)	05C	LMC	\$3,087.79
2016	10	8307	6187500	Neighborhood Legal Services of Michigan (Homeless)	05C	LMC	\$10,223.42
2016	10	8307	6187502	Neighborhood Legal Services of Michigan (Homeless)	05C	LMC	\$7,786.10
2016	10	8307	6187503	Neighborhood Legal Services of Michigan (Homeless)	05C	LMC	\$3,436.00
2016	10	8307	6187505	Neighborhood Legal Services of Michigan (Homeless)	05C	LMC	\$2,894.70
2017	8	8414	6154460	Accounting Aid Society	05C	LMC	\$36,520.00
2017	8	8414	6154464	Accounting Aid Society	05C	LMC	\$25,245.00
2017	8	8414	6154467	Accounting Aid Society	05C	LMC	\$24,770.00
2017	8	8419	6173004	International Institute of Metro Detroit	05C	LMC	\$5,284.70
2017	8	8419	6174047	International Institute of Metro Detroit	05C	LMC	\$7,787.94
2017	8	8419	6175774	International Institute of Metro Detroit	05C	LMC	\$10,136.88
2017	8	8419	6182280	International Institute of Metro Detroit	05C	LMC	\$5,896.71
2017	8	8419	6182282	International Institute of Metro Detroit	05C	LMC	\$7,564.78
2017	8	8419	6184917	International Institute of Metro Detroit	05C	LMC	\$9,547.16
2017	8	8419	6190268	International Institute of Metro Detroit	05C	LMC	\$667.00
					05C	Matrix Code	\$920,695.23
2011	10	7630	6086251	Bank on Detroit	05D	LMC	\$1,440.01
2011	10	7630	6090461	Bank on Detroit	05D	LMC	\$1,441.04
2014	101	8003	6158958	Mosaic Youth Theater of Detroit	05D	LMC	\$5,909.42
2014	101	8003	6158962	Mosaic Youth Theater of Detroit	05D	LMC	\$5,909.42
2014	101	8003	6158963	Mosaic Youth Theater of Detroit	05D	LMC	\$5,909.42
2015	8	8119	6088391	Detroit Area Pre-College Engineering Program (DAPCEP)	05D	LMC	\$15,522.17
2015	8	8119	6090946	Detroit Area Pre-College Engineering Program (DAPCEP)	05D	LMC	\$7,149.35
2015	8	8119	6090947	Detroit Area Pre-College Engineering Program (DAPCEP)	05D	LMC	\$21,446.89
2015	8	8119	6091004	Detroit Area Pre-College Engineering Program (DAPCEP)	05D	LMC	\$12,626.59
2015	8	8119	6112418	Detroit Area Pre-College Engineering Program (DAPCEP)	05D	LMC	\$1,178.64
2015	8	8129	6055115	Mack Alive	05D	LMC	\$3,596.63
2015	8	8129	6084026	Mack Alive	05D	LMC	\$3,484.64
2015	8	8129	6091001	Mack Alive	05D	LMC	\$3,588.67
2015	8	8129	6111370	Mack Alive	05D	LMC	\$2,357.71
2015	8	8129	6111379	Mack Alive	05D	LMC	\$2,480.96
2015	8	8129	6111380	Mack Alive	05D	LMC	\$2,855.72
2015	8	8129	6118986	Mack Alive	05D	LMC	\$980.00
2015	8	8129	6138127	Mack Alive	05D	LMC	\$2,394.14
2015	8	8131	6086590	Mercy Education Project	05D	LMC	\$5,053.69
2015	8	8134	6096149	Police Athletic League	05D	LMC	\$2,097.00
2015	8	8134	6096151	Police Athletic League	05D	LMC	\$2,928.40
2015	8	8136	6084333	Siema Literacy Center	05D	LMC	\$4,719.18


Office of Community Planning and Development U.S. Department of Housing and Urban Development Integrated Disbursement and Information System PR25 - CDBG Financial Summary Report Program Year 2017 DETROIT, MI							DATE: 09-27-18 TIME: 17:01 PAGE: 1
2015	8	8136	6084339	Siena Literacy Center	050	LMC	\$1,402.50
2015	8	8140	6096173	Teen Hype	050	LMC	\$6,514.21
2015	8	8140	6096175	Teen Hype	050	LMC	\$3,968.13
2015	8	8140	6096177	Teen Hype	050	LMC	\$3,091.59
2015	8	8142	6117393	YMCA	050	LMC	\$5,912.73
2015	9	8156	6082226	Matrix Human Services	050	LMC	\$414.00
2016	9	8245	6093286	Summer Jobs Program (NRSA 1)	050	LMC	\$56,702.67
2016	9	8245	6103900	Summer Jobs Program (NRSA 1)	050	LMC	\$8,883.47
2016	9	8245	6126536	Summer Jobs Program (NRSA 1)	050	LMC	\$3,831.82
2016	9	8246	6093290	Summer Jobs Program (NRSA 2)	050	LMC	\$314,022.16
2016	9	8246	6103903	Summer Jobs Program (NRSA 2)	050	LMC	\$33,147.81
2016	9	8246	6126538	Summer Jobs Program (NRSA 2)	050	LMC	\$9,624.56
2016	9	8247	6093292	Summer Jobs Program (NRSA 3)	050	LMC	\$121,114.59
2016	9	8247	6103906	Summer Jobs Program (NRSA 3)	050	LMC	\$17,945.15
2016	9	8247	6126539	Summer Jobs Program (NRSA 3)	050	LMC	\$996.57
2016	9	8248	6093294	Summer Jobs Program (NRSA 4)	050	LMC	\$246,827.59
2016	9	8248	6103912	Summer Jobs Program (NRSA 4)	050	LMC	\$33,383.18
2016	9	8248	6126541	Summer Jobs Program (NRSA 4)	050	LMC	\$9,910.58
2016	9	8249	6093300	Summer Jobs Program (NRSA 5)	050	LMC	\$399,222.31
2016	9	8249	6103913	Summer Jobs Program (NRSA 5)	050	LMC	\$34,939.49
2016	9	8249	6126542	Summer Jobs Program (NRSA 5)	050	LMC	\$26,853.23
2016	9	8251	6084043	Akebu-Ian Village	050	LMC	\$5,844.13
2016	9	8251	6084047	Akebu-Ian Village	050	LMC	\$5,580.96
2016	9	8251	6094043	Akebu-Ian Village	050	LMC	\$6,017.45
2016	9	8251	6094045	Akebu-Ian Village	050	LMC	\$7,026.55
2016	9	8251	6100901	Akebu-Ian Village	050	LMC	\$5,526.16
2016	9	8251	6117396	Akebu-Ian Village	050	LMC	\$4,997.85
2016	9	8251	6117396	Akebu-Ian Village	050	LMC	\$5,314.65
2016	9	8251	6117397	Akebu-Ian Village	050	LMC	\$3,778.80
2016	9	8251	6139962	Akebu-Ian Village	050	LMC	\$4,551.02
2016	9	8251	6139965	Akebu-Ian Village	050	LMC	\$1,813.08
2016	9	8251	6139969	Akebu-Ian Village	050	LMC	\$1,491.81
2016	9	8251	6139972	Akebu-Ian Village	050	LMC	\$2,573.55
2016	9	8253	6182106	Charles Wright Museum of African American History	050	LMC	\$4,450.00
2016	9	8253	6182107	Charles Wright Museum of African American History	050	LMC	\$1,700.00
2016	9	8253	6182108	Charles Wright Museum of African American History	050	LMC	\$1,200.00
2016	9	8253	6182109	Charles Wright Museum of African American History	050	LMC	\$1,950.00
2016	9	8253	6182111	Charles Wright Museum of African American History	050	LMC	\$1,900.00
2016	9	8253	6182112	Charles Wright Museum of African American History	050	LMC	\$1,300.00
2016	9	8253	6182113	Charles Wright Museum of African American History	050	LMC	\$2,800.00
2016	9	8253	6182114	Charles Wright Museum of African American History	050	LMC	\$3,175.00
2016	9	8253	6182329	Charles Wright Museum of African American History	050	LMC	\$1,600.00
2016	9	8253	6182331	Charles Wright Museum of African American History	050	LMC	\$2,675.00
2016	9	8253	6182333	Charles Wright Museum of African American History	050	LMC	\$975.00
2016	9	8253	6182336	Charles Wright Museum of African American History	050	LMC	\$3,725.00
2016	9	8253	6182338	Charles Wright Museum of African American History	050	LMC	\$4,575.00
2016	9	8254	6114900	Clark Park Coalition	050	LMC	\$4,239.43
2016	9	8254	6114901	Clark Park Coalition	050	LMC	\$8,134.64
2016	9	8254	6126532	Clark Park Coalition	050	LMC	\$6,079.19
2016	9	8254	6126534	Clark Park Coalition	050	LMC	\$1,520.96
2016	9	8254	6126535	Clark Park Coalition	050	LMC	\$3,845.22
2016	9	8254	6127912	Clark Park Coalition	050	LMC	\$5,443.29
2016	9	8254	6141543	Clark Park Coalition	050	LMC	\$7,270.47
2016	9	8254	6174061	Clark Park Coalition	050	LMC	\$9,954.80
2016	9	8254	6187006	Clark Park Coalition	050	LMC	\$4,847.59
2016	9	8255	6096194	Coleman A. Young Foundation	050	LMC	\$719.39
2016	9	8255	6096204	Coleman A. Young Foundation	050	LMC	\$2,775.04
2016	9	8255	6096207	Coleman A. Young Foundation	050	LMC	\$5,798.26
2016	9	8255	6096391	Coleman A. Young Foundation	050	LMC	\$2,920.73
2016	9	8255	6100290	Coleman A. Young Foundation	050	LMC	\$1,462.35


		Office of Community Planning and Development U.S. Department of Housing and Urban Development Integrated Disbursement and Information System PR25 - CDBG Financial Summary Report Program Year 2017 DETROIT, MI					DATE: 09-27-18 TIME: 17:01 PAGE: 1
2016	9	8255	6103318	Coleman A. Young Foundation	050	LMC	\$4,139.36
2016	9	8255	6103355	Coleman A. Young Foundation	050	LMC	\$2,288.87
2016	9	8255	6106877	Coleman A. Young Foundation	050	LMC	\$3,158.07
2016	9	8255	6106878	Coleman A. Young Foundation	050	LMC	\$3,764.85
2016	9	8255	6112423	Coleman A. Young Foundation	050	LMC	\$3,954.48
2016	9	8255	6118960	Coleman A. Young Foundation	050	LMC	\$1,385.21
2016	9	8255	6131008	Coleman A. Young Foundation	050	LMC	\$2,672.54
2016	9	8255	6137719	Coleman A. Young Foundation	050	LMC	\$5,013.59
2016	9	8255	6158772	Coleman A. Young Foundation	050	LMC	\$2,715.00
2016	9	8255	6184979	Coleman A. Young Foundation	050	LMC	\$3,845.00
2016	9	8255	6184980	Coleman A. Young Foundation	050	LMC	\$2,199.64
2016	9	8255	6184981	Coleman A. Young Foundation	050	LMC	\$2,277.44
2016	9	8256	6137713	DAPEP	050	LMC	\$344.80
2016	9	8256	6137717	DAPEP	050	LMC	\$5,413.52
2016	9	8256	6137718	DAPEP	050	LMC	\$7,402.45
2016	9	8256	6150381	DAPEP	050	LMC	\$164.20
2016	9	8256	6151170	DAPEP	050	LMC	\$98.77
2016	9	8256	6153903	DAPEP	050	LMC	\$28,176.41
2016	9	8256	6153511	DAPEP	050	LMC	\$3,498.40
2016	9	8256	6156196	DAPEP	050	LMC	\$12,745.24
2016	9	8256	6156200	DAPEP	050	LMC	\$1,340.97
2016	9	8256	6158777	DAPEP	050	LMC	\$815.24
2016	9	8269	6100904	Mercy Education Project	050	LMC	\$1,972.68
2016	9	8269	6100905	Mercy Education Project	050	LMC	\$3,511.61
2016	9	8269	6100906	Mercy Education Project	050	LMC	\$4,510.54
2016	9	8269	6100908	Mercy Education Project	050	LMC	\$4,835.99
2016	9	8269	6100909	Mercy Education Project	050	LMC	\$4,996.14
2016	9	8269	6105133	Mercy Education Project	050	LMC	\$4,839.89
2016	9	8269	6113182	Mercy Education Project	050	LMC	\$4,970.72
2016	9	8269	6114912	Mercy Education Project	050	LMC	\$5,338.27
2016	9	8269	6114916	Mercy Education Project	050	LMC	\$6,170.72
2016	9	8269	6114920	Mercy Education Project	050	LMC	\$5,751.92
2016	9	8269	6114923	Mercy Education Project	050	LMC	\$6,956.08
2016	9	8269	6116950	Mercy Education Project	050	LMC	\$6,244.43
2016	9	8270	6105137	Police Athletic League	050	LMC	\$17,547.76
2016	9	8270	6105138	Police Athletic League	050	LMC	\$26,562.30
2016	9	8270	6105145	Police Athletic League	050	LMC	\$6,840.35
2016	9	8270	6105148	Police Athletic League	050	LMC	\$1,275.35
2016	9	8270	6105360	Police Athletic League	050	LMC	\$7,774.24
2016	9	8272	6174085	Restaurant Opportunity Center of MI	050	LMC	\$2,508.97
2016	9	8272	6174067	Restaurant Opportunity Center of MI	050	LMC	\$3,601.24
2016	9	8272	6174085	Restaurant Opportunity Center of MI	050	LMC	\$3,407.35
2016	9	8272	6174088	Restaurant Opportunity Center of MI	050	LMC	\$3,407.35
2016	9	8272	6175761	Restaurant Opportunity Center of MI	050	LMC	\$3,503.98
2016	9	8272	6176322	Restaurant Opportunity Center of MI	050	LMC	\$3,559.88
2016	9	8272	6176323	Restaurant Opportunity Center of MI	050	LMC	\$3,679.41
2016	9	8272	6176632	Restaurant Opportunity Center of MI	050	LMC	\$6,283.56
2016	9	8272	6178456	Restaurant Opportunity Center of MI	050	LMC	\$3,503.98
2016	9	8272	6191669	Restaurant Opportunity Center of MI	050	LMC	\$3,520.68
2016	9	8273	6117546	Ser Metro	050	LMC	\$1,756.50
2016	9	8273	6117548	Ser Metro	050	LMC	\$1,793.24
2016	9	8273	6122185	Ser Metro	050	LMC	\$4,267.09
2016	9	8273	6126956	Ser Metro	050	LMC	\$3,292.19
2016	9	8273	6127910	Ser Metro	050	LMC	\$5,200.13
2016	9	8273	6127917	Ser Metro	050	LMC	\$8,055.33
2016	9	8273	6129196	Ser Metro	050	LMC	\$3,029.50
2016	9	8273	6130182	Ser Metro	050	LMC	\$4,775.86
2016	9	8273	6130979	Ser Metro	050	LMC	\$6,289.20
2016	9	8273	6130986	Ser Metro	050	LMC	\$6,687.48
2016	9	8273	6133103	Ser Metro	050	LMC	\$6,640.47

 <div> Office of Community Planning and Development U.S. Department of Housing and Urban Development Integrated Disbursement and Information System PR25 - CDBG Financial Summary Report Program Year 2017 DETROIT, MI </div>							DATE: 09-27-18 TIME: 17:01 PAGE: 1
2016	9	8273	6137721	Ser Metro	050	LMC	\$8,132.38
2016	9	8273	6143146	Ser Metro	050	LMC	\$80.63
2016	9	8274	6117212	Siena Literacy Center	050	LMC	\$4,351.68
2016	9	8274	6117213	Siena Literacy Center	050	LMC	\$4,789.60
2016	9	8274	6117520	Siena Literacy Center	050	LMC	\$6,120.56
2016	9	8274	6117523	Siena Literacy Center	050	LMC	\$6,197.52
2016	9	8274	6117525	Siena Literacy Center	050	LMC	\$6,290.14
2016	9	8274	6134137	Siena Literacy Center	050	LMC	\$5,937.62
2016	9	8274	6140097	Siena Literacy Center	050	LMC	\$10,259.82
2016	9	8274	6148109	Siena Literacy Center	050	LMC	\$6,048.37
2016	9	8274	6157214	Siena Literacy Center	050	LMC	\$4,657.59
2016	9	8274	6168222	Siena Literacy Center	050	LMC	\$2,672.50
2016	9	8274	6176310	Siena Literacy Center	050	LMC	\$2,634.60
2016	9	8275	6188433	Southwest Detroit Business Assoc.	050	LMC	\$4,729.06
2016	9	8277	6096997	St. Vincent and Sarah Fisher Ctr	050	LMC	\$9,744.02
2016	9	8277	6100896	St. Vincent and Sarah Fisher Ctr	050	LMC	\$8,259.99
2016	9	8277	6100898	St. Vincent and Sarah Fisher Ctr	050	LMC	\$8,259.99
2016	9	8277	6100899	St. Vincent and Sarah Fisher Ctr	050	LMC	\$3,568.06
2016	9	8277	6100900	St. Vincent and Sarah Fisher Ctr	050	LMC	\$10,344.02
2016	9	8277	6103309	St. Vincent and Sarah Fisher Ctr	050	LMC	\$8,259.99
2016	9	8277	6103310	St. Vincent and Sarah Fisher Ctr	050	LMC	\$9,496.90
2016	9	8277	6131014	St. Vincent and Sarah Fisher Ctr	050	LMC	\$2,068.03
2016	9	8279	6139446	The Youth Connection	050	LMC	\$4,010.35
2016	9	8279	6165358	The Youth Connection	050	LMC	\$9,528.08
2016	9	8279	6176821	The Youth Connection	050	LMC	\$10,774.27
2016	9	8279	6177762	The Youth Connection	050	LMC	\$10,229.95
2016	9	8279	6188422	The Youth Connection	050	LMC	\$8,903.10
2016	9	8281	6106106	Urban Neighborhood Initiative	050	LMC	\$3,696.26
2016	9	8281	6112428	Urban Neighborhood Initiative	050	LMC	\$4,167.16
2016	9	8281	6112429	Urban Neighborhood Initiative	050	LMC	\$4,372.10
2016	9	8281	6112430	Urban Neighborhood Initiative	050	LMC	\$4,422.13
2016	9	8281	6113197	Urban Neighborhood Initiative	050	LMC	\$3,942.91
2016	9	8281	6117391	Urban Neighborhood Initiative	050	LMC	\$6,504.75
2016	9	8281	6118990	Urban Neighborhood Initiative	050	LMC	\$7,062.11
2016	9	8281	6121682	Urban Neighborhood Initiative	050	LMC	\$6,052.07
2016	9	8281	6122213	Urban Neighborhood Initiative	050	LMC	\$3,545.81
2016	9	8281	6122216	Urban Neighborhood Initiative	050	LMC	\$2,575.97
2016	9	8281	6122218	Urban Neighborhood Initiative	050	LMC	\$4,783.39
2016	9	8281	6130983	Urban Neighborhood Initiative	050	LMC	\$5,898.65
2016	9	8281	6148530	Urban Neighborhood Initiative	050	LMC	\$2,973.00
2016	9	8281	6157940	Urban Neighborhood Initiative	050	LMC	\$3.69
2016	9	8282	6097904	Wellspring	050	LMC	\$11,980.42
2016	9	8282	6103328	Wellspring	050	LMC	\$9,685.70
2016	9	8282	6103332	Wellspring	050	LMC	\$9,490.17
2016	9	8282	6106391	Wellspring	050	LMC	\$8,300.22
2016	9	8282	6113628	Wellspring	050	LMC	\$6,762.29
2016	9	8282	6116281	Wellspring	050	LMC	\$5,679.73
2016	9	8282	6135727	Wellspring	050	LMC	\$8,101.47
2017	8	8416	6186718	DAPCEP	050	LMC	\$1,227.21
2017	8	8420	6185085	Kendall CDC	050	LMC	\$773.65
2017	8	8420	6187007	Kendall CDC	050	LMC	\$3,242.11
2017	8	8421	6188767	Mercy Education Project	050	LMC	\$6,539.36
2017	8	8425	6171063	Urban Neighborhood Initiative	050	LMC	\$5,171.75
2017	8	8425	6187524	Urban Neighborhood Initiative	050	LMC	\$10,885.30
2017	8	8426	6157925	Wellspring	050	LMC	\$11,273.63
2017	8	8426	6187522	Wellspring	050	LMC	\$7,229.40
2017	8	8427	6150450	YMCA	050	LMC	\$6,901.59
2017	8	8427	6150452	YMCA	050	LMC	\$10,470.12
2017	8	8427	6150456	YMCA	050	LMC	\$17,350.37
2017	8	8427	6157946	YMCA	050	LMC	\$11,113.15

		Office of Community Planning and Development U.S. Department of Housing and Urban Development Integrated Disbursement and Information System PR25 - CDBG Financial Summary Report Program Year 2017 DETROIT, MI				DATE: 09-27-18	
						TIME: 17:01	
						PAGE: 1	
2017	8	8427	6172478	YMCA	050	LMC	\$4,600.70
2017	8	8432	6176320	Alkebu-lan Village	050	LMC	\$5,271.50
2017	8	8432	6179844	Alkebu-lan Village	050	LMC	\$5,205.96
2017	8	8433	6154471	People's Community Services	050	LMC	\$2,830.39
2017	8	8433	6154473	People's Community Services	050	LMC	\$4,278.39
2017	8	8433	6155294	People's Community Services	050	LMC	\$3,820.51
2017	8	8433	6155295	People's Community Services	050	LMC	\$4,299.26
2017	8	8433	6165357	People's Community Services	050	LMC	\$3,329.45
2017	8	8433	6174040	People's Community Services	050	LMC	\$3,761.98
2017	8	8433	6184936	People's Community Services	050	LMC	\$403.86
2017	8	8435	6181554	Police Athletic League	050	LMC	\$6,304.93
2017	8	8435	6187511	Police Athletic League	050	LMC	\$5,863.99
					050	Matrix Code	\$2,349,453.03
2016	9	8259	6086590	Franklin Wright Settlements, Inc.	05E	LMC	\$4,528.99
2016	9	8259	6114893	Franklin Wright Settlements, Inc.	05E	LMC	\$10,953.41
2016	9	8259	6114895	Franklin Wright Settlements, Inc.	05E	LMC	\$8,762.59
2016	9	8259	6114906	Franklin Wright Settlements, Inc.	05E	LMC	\$7,113.65
2016	9	8259	6114961	Franklin Wright Settlements, Inc.	05E	LMC	\$4,021.03
2016	9	8259	6116961	Franklin Wright Settlements, Inc.	05E	LMC	\$6,391.13
2016	9	8259	6116962	Franklin Wright Settlements, Inc.	05E	LMC	\$5,864.59
2016	9	8259	6116964	Franklin Wright Settlements, Inc.	05E	LMC	\$4,036.44
2016	9	8259	6129200	Franklin Wright Settlements, Inc.	05E	LMC	\$4,998.69
2016	9	8259	6129201	Franklin Wright Settlements, Inc.	05E	LMC	\$2,432.13
2016	9	8259	6131010	Franklin Wright Settlements, Inc.	05E	LMC	\$897.35
					05E	Matrix Code	\$60,000.00
2014	102	8019	6054465	Forgotten Harvest	05F	LMC	\$14,603.76
					05F	Matrix Code	\$14,603.76
2015	9	8166	6055110	YWCA of Metropolitan Detroit (Interim House)	05G	LMC	\$4,896.99
2015	9	8166	6055112	YWCA of Metropolitan Detroit (Interim House)	05G	LMC	\$4,717.56
2015	9	8166	6060951	YWCA of Metropolitan Detroit (Interim House)	05G	LMC	\$2,702.15
					05G	Matrix Code	\$12,316.70
2016	9	8261	6143205	Greening of Detroit	05H	LMC	\$94,795.76
2017	8	8417	6139453	Dominican Literacy Center	05H	LMC	\$2,098.04
2017	8	8417	6139454	Dominican Literacy Center	05H	LMC	\$3,432.04
2017	8	8417	6145984	Dominican Literacy Center	05H	LMC	\$4,224.64
2017	8	8417	6157944	Dominican Literacy Center	05H	LMC	\$6,283.97
2017	8	8417	6172987	Dominican Literacy Center	05H	LMC	\$5,258.65
2017	8	8423	6143408	St. Vincent and Sarah Fisher Ctr	05H	LMC	\$13,117.44
2017	8	8423	6143409	St. Vincent and Sarah Fisher Ctr	05H	LMC	\$12,600.72
2017	8	8423	6145831	St. Vincent and Sarah Fisher Ctr	05H	LMC	\$13,117.44
2017	8	8423	6156288	St. Vincent and Sarah Fisher Ctr	05H	LMC	\$12,600.72
2017	8	8423	6165348	St. Vincent and Sarah Fisher Ctr	05H	LMC	\$13,730.36
2017	8	8423	6172995	St. Vincent and Sarah Fisher Ctr	05H	LMC	\$5,951.51
					05H	Matrix Code	\$147,211.29
2015	8	8138	6139455	Southwest Detroit Business Association	05I	LMA	\$85,387.25
2016	9	8264	6096154	Jefferson East Business Association	05I	LMA	\$4,932.43
2016	9	8264	6096156	Jefferson East Business Association	05I	LMA	\$3,324.36
2016	9	8264	6096157	Jefferson East Business Association	05I	LMA	\$2,876.70
2016	9	8264	6097939	Jefferson East Business Association	05I	LMA	\$3,904.48
2016	9	8264	6097940	Jefferson East Business Association	05I	LMA	\$5,857.48
2016	9	8264	6098403	Jefferson East Business Association	05I	LMA	\$9,023.94
2016	9	8264	6098404	Jefferson East Business Association	05I	LMA	\$3,886.54
2016	9	8264	6100891	Jefferson East Business Association	05I	LMA	\$5,905.11
2016	9	8264	6100892	Jefferson East Business Association	05I	LMA	\$4,390.05
2016	9	8264	6103322	Jefferson East Business Association	05I	LMA	\$9,474.55
2016	9	8264	6136125	Jefferson East Business Association	05I	LMA	\$1,810.41
2017	8	8437	6174045	Jefferson Business Association	05I	LMC	\$7,385.53
2017	8	8437	6176321	Jefferson Business Association	05I	LMC	\$6,367.20
2017	8	8437	6179847	Jefferson Business Association	05I	LMC	\$7,043.08
2017	8	8437	6179848	Jefferson Business Association	05I	LMC	\$4,885.99

 <div> Office of Community Planning and Development U.S. Department of Housing and Urban Development Integrated Disbursement and Information System PR25 - CDBG Financial Summary Report Program Year 2017 DETROIT, MI </div>							DATE: 09-27-18
							TIME: 17:01
							PAGE: 1
2017	8	8437	6179859	Jefferson Business Association	051	LMC	\$3,235.10
2017	8	8437	6186720	Jefferson Business Association	051	LMC	\$2,530.84
							051 Matrix Code \$171,621.04
2015	8	8121	6112347	Greater Detroit Agency for the Blind	05M	LMC	\$5,317.18
2015	8	8121	6112349	Greater Detroit Agency for the Blind	05M	LMC	\$7,658.40
2015	8	8121	6112350	Greater Detroit Agency for the Blind	05M	LMC	\$5,400.34
2015	8	8121	6112352	Greater Detroit Agency for the Blind	05M	LMC	\$3,043.35
2015	8	8121	6112354	Greater Detroit Agency for the Blind	05M	LMC	\$4,404.77
2015	8	8121	6112356	Greater Detroit Agency for the Blind	05M	LMC	\$2,914.77
2015	8	8121	6112358	Greater Detroit Agency for the Blind	05M	LMC	\$5,074.34
2015	8	8121	6112359	Greater Detroit Agency for the Blind	05M	LMC	\$4,458.00
2015	8	8121	6133101	Greater Detroit Agency for the Blind	05M	LMC	\$8,025.33
2015	8	8121	6134017	Greater Detroit Agency for the Blind	05M	LMC	\$3,900.61
2015	8	8121	6134021	Greater Detroit Agency for the Blind	05M	LMC	\$6,284.61
2015	8	8121	6134022	Greater Detroit Agency for the Blind	05M	LMC	\$6,729.23
2015	8	8121	6135694	Greater Detroit Agency for the Blind	05M	LMC	\$2,697.96
2015	8	8121	6135699	Greater Detroit Agency for the Blind	05M	LMC	\$1,690.11
2015	8	8132	6106357	Muslim Center	05M	LMC	\$2,569.34
2015	8	8132	6106358	Muslim Center	05M	LMC	\$6,467.48
2015	8	8132	6106389	Muslim Center	05M	LMC	\$3,952.99
2015	8	8132	6106844	Muslim Center	05M	LMC	\$662.08
2015	8	8132	6106845	Muslim Center	05M	LMC	\$1,124.93
2015	8	8132	6106848	Muslim Center	05M	LMC	\$3,271.87
2015	8	8132	6106851	Muslim Center	05M	LMC	\$3,088.86
2015	8	8132	6106853	Muslim Center	05M	LMC	\$3,816.46
2015	8	8132	6106855	Muslim Center	05M	LMC	\$2,100.11
2015	8	8132	6106857	Muslim Center	05M	LMC	\$824.02
2015	8	8132	6118987	Muslim Center	05M	LMC	\$2,387.58
2015	8	8132	6125171	Muslim Center	05M	LMC	\$3,224.20
2015	8	8132	6126495	Muslim Center	05M	LMC	\$972.60
2015	8	8132	6126496	Muslim Center	05M	LMC	\$565.60
2015	8	8132	6126502	Muslim Center	05M	LMC	\$950.00
2015	8	8132	6126524	Muslim Center	05M	LMC	\$817.15
2015	8	8132	6139759	Muslim Center	05M	LMC	\$958.28
2016	9	8265	6086594	Joy-Southfield CDC	05M	LMC	\$8,422.80
2016	9	8265	6086603	Joy-Southfield CDC	05M	LMC	\$5,818.03
2016	9	8265	6086612	Joy-Southfield CDC	05M	LMC	\$4,014.55
2016	9	8265	6090955	Joy-Southfield CDC	05M	LMC	\$4,149.70
2016	9	8265	6090957	Joy-Southfield CDC	05M	LMC	\$7,549.83
2016	9	8265	6091857	Joy-Southfield CDC	05M	LMC	\$4,740.09
2016	9	8265	6091859	Joy-Southfield CDC	05M	LMC	\$6,458.71
2016	9	8265	6093901	Joy-Southfield CDC	05M	LMC	\$6,487.16
2016	9	8265	6093936	Joy-Southfield CDC	05M	LMC	\$5,587.33
2016	9	8265	6103293	Joy-Southfield CDC	05M	LMC	\$4,195.48
2016	9	8265	6112420	Joy-Southfield CDC	05M	LMC	\$1,476.32
2016	9	8265	6112422	Joy-Southfield CDC	05M	LMC	\$1,000.00
2016	9	8268	6145986	Matrix Human Services	05M	LMC	\$1,089.60
2016	9	8268	6146886	Matrix Human Services	05M	LMC	\$1,784.04
2016	9	8268	6146888	Matrix Human Services	05M	LMC	\$2,349.79
2016	9	8268	6146950	Matrix Human Services	05M	LMC	\$3,554.44
2016	9	8268	6148131	Matrix Human Services	05M	LMC	\$1,320.00
2016	9	8268	6148133	Matrix Human Services	05M	LMC	\$6,041.81
2016	9	8268	6148134	Matrix Human Services	05M	LMC	\$6,113.04
2016	9	8268	6148137	Matrix Human Services	05M	LMC	\$7,885.24
2016	9	8268	6155341	Matrix Human Services	05M	LMC	\$3,801.67
2016	9	8280	6100270	The Yunion	05M	LMC	\$4,374.22
2016	9	8280	6100272	The Yunion	05M	LMC	\$7,126.19
2016	9	8280	6100274	The Yunion	05M	LMC	\$7,035.78
2016	9	8280	6106017	The Yunion	05M	LMC	\$4,119.01
2016	9	8280	6111385	The Yunion	05M	LMC	\$5,102.84


		Office of Community Planning and Development U.S. Department of Housing and Urban Development Integrated Disbursement and Information System PR25 - CDBG Financial Summary Report Program Year 2017 DETROIT, MI					DATE: 09-27-18 TIME: 17:01 PAGE: 1	
2016	9	8280	6123843	The Yunion	05M	LMC	\$7,103.51	
2016	9	8280	6129198	The Yunion	05M	LMC	\$4,297.04	
2016	9	8280	6133100	The Yunion	05M	LMC	\$2,618.97	
2016	9	8280	6139448	The Yunion	05M	LMC	\$2,743.85	
2016	9	8280	6145960	The Yunion	05M	LMC	\$4,263.38	
2016	9	8280	6168484	The Yunion	05M	LMC	\$3,924.29	
2016	9	8280	6175764	The Yunion	05M	LMC	\$3,382.66	
2016	9	8280	6181453	The Yunion	05M	LMC	\$1,181.52	
2016	9	8280	6183064	The Yunion	05M	LMC	\$2,562.78	
2016	9	8283	6096159	World Medical	05M	LMC	\$2,242.21	
2016	9	8283	6096162	World Medical	05M	LMC	\$5,086.39	
2016	9	8283	6096407	World Medical	05M	LMC	\$4,387.47	
2016	9	8283	6096408	World Medical	05M	LMC	\$3,205.23	
2016	9	8283	6100291	World Medical	05M	LMC	\$3,028.17	
2016	9	8283	6100292	World Medical	05M	LMC	\$4,549.52	
2016	9	8283	6100294	World Medical	05M	LMC	\$2,684.87	
2016	9	8283	6105135	World Medical	05M	LMC	\$3,098.15	
2016	9	8283	6106136	World Medical	05M	LMC	\$2,877.58	
2016	9	8283	6106362	World Medical	05M	LMC	\$3,576.72	
2016	9	8283	6114897	World Medical	05M	LMC	\$6,645.51	
2016	9	8283	6116948	World Medical	05M	LMC	\$5,687.08	
2016	9	8283	6140699	World Medical	05M	LMC	\$12,032.57	
2017	8	8428	6143139	Joy-Southfield CDC	05M	LMC	\$4,070.71	
2017	8	8428	6143142	Joy-Southfield CDC	05M	LMC	\$6,143.67	
2017	8	8428	6144728	Joy-Southfield CDC	05M	LMC	\$7,523.43	
2017	8	8428	6155429	Joy-Southfield CDC	05M	LMC	\$6,570.16	
2017	8	8428	6171962	Joy-Southfield CDC	05M	LMC	\$10,007.10	
2017	8	8430	6185570	The Yunion	05M	LMC	\$1,200.00	
2017	8	8431	6142530	World Medical Relief	05M	LMC	\$4,758.38	
2017	8	8431	6142533	World Medical Relief	05M	LMC	\$5,240.02	
2017	8	8431	6148127	World Medical Relief	05M	LMC	\$4,115.89	
2017	8	8431	6158788	World Medical Relief	05M	LMC	\$7,801.26	
2017	8	8431	6168282	World Medical Relief	05M	LMC	\$4,324.41	
2017	8	8431	6177760	World Medical Relief	05M	LMC	\$8,168.93	
					05M	Matrix Code	\$387,935.45	
2015	9	8144	6105114	Cass Community Social Services (Oasis)	05O	LMC	\$5,718.74	
2015	9	8144	6114933	Cass Community Social Services (Oasis)	05O	LMC	\$7,981.14	
2015	9	8144	6114934	Cass Community Social Services (Oasis)	05O	LMC	\$5,233.29	
2015	9	8144	6114935	Cass Community Social Services (Oasis)	05O	LMC	\$11,043.09	
2015	9	8145	6105345	Central United Methodist Church (The NOAH Project)	05O	LMC	\$3,156.53	
2015	9	8145	6105347	Central United Methodist Church (The NOAH Project)	05O	LMC	\$3,101.89	
2015	9	8145	6105348	Central United Methodist Church (The NOAH Project)	05O	LMC	\$2,572.98	
					05O	Matrix Code	\$38,187.66	
2016	10	8285	6176618	Black Family Development	05Q	LMC	\$5,211.05	
2016	10	8285	6176634	Black Family Development	05Q	LMC	\$4,793.22	
2016	10	8285	6179162	Black Family Development	05Q	LMC	\$6,264.79	
2016	10	8286	6090936	Bridging Communities	05Q	LMC	\$3,869.08	
2016	10	8286	6090937	Bridging Communities	05Q	LMC	\$3,824.74	
2016	10	8286	6090939	Bridging Communities	05Q	LMC	\$4,569.53	
2016	10	8286	6090940	Bridging Communities	05Q	LMC	\$3,870.45	
2016	10	8286	6106090	Bridging Communities	05Q	LMC	\$5,436.62	
2016	10	8286	6106390	Bridging Communities	05Q	LMC	\$4,474.92	
2016	10	8286	6111389	Bridging Communities	05Q	LMC	\$4,897.23	
2016	10	8286	6111393	Bridging Communities	05Q	LMC	\$4,026.22	
2016	10	8286	6111394	Bridging Communities	05Q	LMC	\$5,354.89	
2016	10	8286	6111397	Bridging Communities	05Q	LMC	\$6,646.25	
2016	10	8286	6121602	Bridging Communities	05Q	LMC	\$5,638.66	
2016	10	8286	6126490	Bridging Communities	05Q	LMC	\$6,331.31	
2016	10	8286	6168223	Bridging Communities	05Q	LMC	\$6,115.30	
2016	10	8286	6179185	Bridging Communities	05Q	LMC	\$4,207.03	

		Office of Community Planning and Development U.S. Department of Housing and Urban Development Integrated Disbursement and Information System PR25 - CDBG Financial Summary Report Program Year 2017 DETROIT, MI					DATE: 09-27-18 TIME: 17:01 PAGE: 1
2016	10	8314	6122488	The Heat and Warmth Fund (THAW)	05Q	LMC	\$33,557.21
2016	10	8314	6130384	The Heat and Warmth Fund (THAW)	05Q	LMC	\$283.83
2016	10	8314	6157216	The Heat and Warmth Fund (THAW)	05Q	LMC	\$9,307.04
2016	10	8314	6157868	The Heat and Warmth Fund (THAW)	05Q	LMC	\$6,130.91
2016	10	8314	6157870	The Heat and Warmth Fund (THAW)	05Q	LMC	\$12,701.37
2016	10	8314	6172474	The Heat and Warmth Fund (THAW)	05Q	LMC	\$13,019.81
2016	10	8315	6084049	United Community Housing Coalition	05Q	LMC	\$5,586.87
2016	10	8315	6084051	United Community Housing Coalition	05Q	LMC	\$6,376.07
2016	10	8315	6084056	United Community Housing Coalition	05Q	LMC	\$6,947.82
2016	10	8315	6084057	United Community Housing Coalition	05Q	LMC	\$6,286.39
2016	10	8315	6091860	United Community Housing Coalition	05Q	LMC	\$4,552.59
2016	10	8315	6091861	United Community Housing Coalition	05Q	LMC	\$3,717.22
2016	10	8315	6091863	United Community Housing Coalition	05Q	LMC	\$3,726.21
2016	10	8315	6095244	United Community Housing Coalition	05Q	LMC	\$14.00
2016	10	8315	6096375	United Community Housing Coalition	05Q	LMC	\$4,592.79
2016	10	8315	6096378	United Community Housing Coalition	05Q	LMC	\$9,455.12
2016	10	8315	6118797	United Community Housing Coalition	05Q	LMC	\$9,995.51
2016	10	8315	6127877	United Community Housing Coalition	05Q	LMC	\$6,442.26
2016	10	8315	6145960	United Community Housing Coalition	05Q	LMC	\$8,307.15
					05Q	Matrix Code	\$235,531.36
2016	10	8308	6100265	Neighborhood Legal Services of Michigan (Rapid Re-Housing)	05S	LMH	\$4,065.77
2016	10	8308	6100267	Neighborhood Legal Services of Michigan (Rapid Re-Housing)	05S	LMH	\$16,510.43
2016	10	8308	6100268	Neighborhood Legal Services of Michigan (Rapid Re-Housing)	05S	LMH	\$14,789.52
2016	10	8308	6103280	Neighborhood Legal Services of Michigan (Rapid Re-Housing)	05S	LMH	\$9,919.95
2016	10	8308	6103339	Neighborhood Legal Services of Michigan (Rapid Re-Housing)	05S	LMH	\$7,515.75
2016	10	8308	6103344	Neighborhood Legal Services of Michigan (Rapid Re-Housing)	05S	LMH	\$9,305.00
2016	10	8308	6114990	Neighborhood Legal Services of Michigan (Rapid Re-Housing)	05S	LMH	\$5,517.00
2016	10	8308	6114931	Neighborhood Legal Services of Michigan (Rapid Re-Housing)	05S	LMH	\$5,043.50
2016	10	8308	6121502	Neighborhood Legal Services of Michigan (Rapid Re-Housing)	05S	LMH	\$11,674.06
2016	10	8308	6133062	Neighborhood Legal Services of Michigan (Rapid Re-Housing)	05S	LMH	\$6,988.44
2016	10	8308	6176309	Neighborhood Legal Services of Michigan (Rapid Re-Housing)	05S	LMH	\$8,563.09
					05S	Matrix Code	\$99,852.51
2014	101	8004	6036776	SEED	05U	LMC	\$211.45
					05U	Matrix Code	\$211.45
2015	9	8158	6138112	Michigan Veterans Foundation	05Z	LMC	\$11,009.73
2015	9	8158	6138126	Michigan Veterans Foundation	05Z	LMC	\$10,620.86
2015	9	8158	6138134	Michigan Veterans Foundation	05Z	LMC	\$10,780.12
2015	9	8158	6138138	Michigan Veterans Foundation	05Z	LMC	\$9,815.14
2015	9	8158	6138147	Michigan Veterans Foundation	05Z	LMC	\$9,633.14
2015	9	8158	6138156	Michigan Veterans Foundation	05Z	LMC	\$10,520.76
2015	9	8158	6138164	Michigan Veterans Foundation	05Z	LMC	\$10,686.93
2015	9	8158	6138170	Michigan Veterans Foundation	05Z	LMC	\$9,283.71
2015	9	8158	6138180	Michigan Veterans Foundation	05Z	LMC	\$2,249.51
2016	9	8257	6090843	Dominican Literacy	05Z	LMC	\$3,212.93
2016	9	8257	6090844	Dominican Literacy	05Z	LMC	\$3,546.39
2016	9	8257	6090845	Dominican Literacy	05Z	LMC	\$4,309.21
2016	9	8257	6090846	Dominican Literacy	05Z	LMC	\$4,426.49
2016	9	8257	6090847	Dominican Literacy	05Z	LMC	\$4,716.90
2016	9	8257	6090849	Dominican Literacy	05Z	LMC	\$2,853.38
2016	9	8257	6097027	Dominican Literacy	05Z	LMC	\$4,834.04
2016	9	8257	6097029	Dominican Literacy	05Z	LMC	\$4,846.57
2016	9	8257	6098406	Dominican Literacy	05Z	LMC	\$4,441.41
2016	9	8257	6098406	Dominican Literacy	05Z	LMC	\$6,731.79
2016	9	8257	6101044	Dominican Literacy	05Z	LMC	\$30.00
2016	9	8257	6114037	Dominican Literacy	05Z	LMC	\$7,437.19
2016	9	8257	6114939	Dominican Literacy	05Z	LMC	\$3,463.71
2016	9	8257	6125174	Dominican Literacy	05Z	LMC	\$1,120.90
2016	9	8257	6133099	Dominican Literacy	05Z	LMC	\$2,193.47
2016	9	8257	6143767	Dominican Literacy	05Z	LMC	\$1,789.50
					05Z	Matrix Code	\$144,553.88

	Office of Community Planning and Development		DATE: 09-27-18
	U.S. Department of Housing and Urban Development		TIME: 17:01
	Integrated Disbursement and Information System		PAGE: 1
	PR25 - CD8G Financial Summary Report		
	Program Year 2017		
DETROIT, MI			
Total		\$5,958,473.68	

LINE 37 DETAIL: ACTIVITIES INCLUDED IN THE COMPUTATION OF LINE 37

Plan Year	IDIS Project	IDIS Activity	Voucher Number	Activity Name	Matrix Code	National Objective	Drawn Amount
2015	1	8197	6096369	Planning General	20		\$3,580.64
2015	1	8197	6096371	Planning General	20		\$4,972.63
2015	16	8363	6047616	Planning (CD8G-DDR)	20		\$109,155.14
2015	16	8363	6057957	Planning (CD8G-DDR)	20		\$25,817.39
2015	16	8363	6080635	Planning (CD8G-DDR)	20		\$77,729.96
2015	16	8363	6089714	Planning (CD8G-DDR)	20		\$8,147.40
2015	16	8363	6096296	Planning (CD8G-DDR)	20		\$4,485.66
2015	16	8363	6106379	Planning (CD8G-DDR)	20		\$22,045.80
2015	16	8363	6105381	Planning (CD8G-DDR)	20		\$33,096.00
2015	16	8363	6120067	Planning (CD8G-DDR)	20		\$32,464.77
2015	16	8363	6136121	Planning (CD8G-DDR)	20		\$72,437.66
2015	16	8363	6136260	Planning (CD8G-DDR)	20		\$29,000.00
2015	16	8363	6136272	Planning (CD8G-DDR)	20		\$13,396.99
2015	16	8363	6143727	Planning (CD8G-DDR)	20		\$36,250.00
2015	16	8363	6167164	Planning (CD8G-DDR)	20		\$50,750.00
2015	16	8363	6167220	Planning (CD8G-DDR)	20		\$9,329.55
2015	16	8363	6167222	Planning (CD8G-DDR)	20		\$21,750.00
2015	16	8363	6171060	Planning (CD8G-DDR)	20		\$38,794.63
2015	16	8363	6174742	Planning (CD8G-DDR)	20		\$7,290.00
2015	16	8363	6174745	Planning (CD8G-DDR)	20		\$17,351.51
2015	16	8363	6174747	Planning (CD8G-DDR)	20		\$25,655.50
2015	16	8363	6175768	Planning (CD8G-DDR)	20		\$12,291.00
2015	16	8363	6184384	Planning (CD8G-DDR)	20		\$58,821.69
2015	16	8363	6184397	Planning (CD8G-DDR)	20		\$46,807.26
2015	16	8363	6184398	Planning (CD8G-DDR)	20		\$54,437.43
2015	16	8363	6184604	Planning (CD8G-DDR)	20		\$28,856.00
2015	16	8363	6185288	Planning (CD8G-DDR)	20		\$99,609.00
2016	12	8352	6088381	Planning Studies	20		\$99,100.00
2016	12	8352	6094451	Planning Studies	20		\$28,832.72
2016	12	8352	6133195	Planning Studies	20		\$33,970.00
2016	12	8352	6122488	Planning Studies	20		\$9.36
2016	12	8352	6122489	Planning Studies	20		\$28,815.55
2016	12	8352	6131992	Planning Studies	20		\$12,574.28
2016	12	8352	6131993	Planning Studies	20		\$1,430.01
2016	12	8352	6135685	Planning Studies	20		\$11,344.85
2016	12	8352	6136263	Planning Studies	20		\$6,364.45
2016	12	8352	6136271	Planning Studies	20		\$30,469.00
2016	12	8352	6143726	Planning Studies	20		\$15,059.25
2016	12	8352	6143732	Planning Studies	20		\$15,059.25
2016	12	8352	6143738	Planning Studies	20		\$1,252.60
2016	12	8352	6143739	Planning Studies	20		\$10,000.00
2016	12	8352	6146230	Planning Studies	20		\$98,191.21
2016	12	8352	6150121	Planning Studies	20		\$37,221.50
2016	12	8352	6153316	Planning Studies	20		\$27,550.00
2016	12	8352	6156700	Planning Studies	20		\$8,550.00
2016	12	8352	6167199	Planning Studies	20		\$1,975.05
2016	12	8352	6167362	Planning Studies	20		\$1,855.95
2016	12	8352	6175749	Planning Studies	20		\$48,225.00
2016	12	8352	6175770	Planning Studies	20		\$12,500.00
2016	12	8352	6175771	Planning Studies	20		\$13,775.00
2016	12	8352	6176810	Planning Studies	20		\$44,818.89
2016	12	8352	6185305	Planning Studies	20		\$1,756.31
2017	1	8452	6133843	Planning General (Direct)	20		\$488,827.12
2017	1	8452	6138154	Planning General (Direct)	20		\$327,782.50

				Office of Community Planning and Development U.S. Department of Housing and Urban Development Integrated Disbursement and Information System PR25 - CDBG Financial Summary Report Program Year 2017 DETROIT, MI		DATE: 09-27-18 TIME: 17:01 PAGE: 1
2017	1	8452	6143807	Planning General (Direct)	20	\$274,662.81
2017	1	8452	6148854	Planning General (Direct)	20	\$53,972.52
2017	1	8452	6194000	Planning General (Direct)	20	\$330,618.95
2017	1	8453	6133844	Planning General (Indirect)	20	\$267,991.85
2017	1	8453	6138155	Planning General (Indirect)	20	\$187,327.70
2017	1	8453	6143809	Planning General (Indirect)	20	\$156,969.79
2017	1	8453	6148853	Planning General (Indirect)	20	\$30,845.29
2017	1	8453	6194003	Planning General (Indirect)	20	\$18,586.29
2017	1	8464	6110022	Eight Mile Blvd	20	\$20,700.00
					20	Matrix Code \$3,636,367.46
2014	60	8077	6052249	Administration (Direct)	21A	\$4,068.10
2014	60	8077	6055539	Administration (Direct)	21A	\$2,478.80
2015	26	8326	6094952	Administration (CDBG-DDR)	21A	\$768.00
2015	26	8326	6105797	Administration (CDBG-DDR)	21A	\$87,899.37
2015	26	8326	6106802	Administration (CDBG-DDR)	21A	\$19,106.70
2015	26	8326	6106805	Administration (CDBG-DDR)	21A	\$7,459.30
2015	26	8326	6106809	Administration (CDBG-DDR)	21A	\$16,162.25
2015	26	8326	6120089	Administration (CDBG-DDR)	21A	\$5,883.20
2015	26	8326	6123851	Administration (CDBG-DDR)	21A	\$35,269.67
2015	26	8326	6127923	Administration (CDBG-DDR)	21A	\$8,804.11
2015	26	8326	6138151	Administration (CDBG-DDR)	21A	\$18,701.87
2015	26	8326	6142185	Administration (CDBG-DDR)	21A	\$8,769.90
2015	26	8326	6161870	Administration (CDBG-DDR)	21A	\$400.00
2015	26	8326	6162023	Administration (CDBG-DDR)	21A	\$25,081.65
2015	26	8326	6162703	Administration (CDBG-DDR)	21A	\$13,749.96
2015	26	8326	6178553	Administration (CDBG-DDR)	21A	\$15,730.73
2015	26	8326	6184377	Administration (CDBG-DDR)	21A	\$13,151.75
2015	26	8326	6184388	Administration (CDBG-DDR)	21A	\$11,014.83
2015	26	8326	6184833	Administration (CDBG-DDR)	21A	\$23,100.89
2016	12	8350	6055534	Administration (Direct)	21A	\$2,450.00
2016	12	8350	6066049	Administration (Direct)	21A	\$44,297.13
2016	12	8350	6076072	Administration (Direct)	21A	\$1,875.00
2016	12	8350	6089557	Administration (Direct)	21A	\$50,948.31
2016	12	8350	6094167	Administration (Direct)	21A	\$3,634.30
2016	12	8351	6091333	Administration (Indirect)	21A	\$29,116.96
2016	12	8356	6071911	Office of Hsg Underwriting-Supportive Hsg (Direct)	21A	\$375.00
2016	12	8356	6106976	Office of Hsg Underwriting-Supportive Hsg (Direct)	21A	\$83,556.98
2016	12	8357	6107120	Office of Hsg Underwriting-Supportive Hsg (Indirect)	21A	\$47,752.81
2016	12	8358	6055538	Office of Programmatic NOF & CDBG Initiatives (Direct)	21A	\$1,476.00
2016	12	8358	6065437	Office of Programmatic NOF & CDBG Initiatives (Direct)	21A	\$3,290.70
2016	12	8358	6073685	Office of Programmatic NOF & CDBG Initiatives (Direct)	21A	\$2,250.00
2016	12	8358	6079902	Office of Programmatic NOF & CDBG Initiatives (Direct)	21A	\$416.00
2016	12	8358	6094165	Office of Programmatic NOF & CDBG Initiatives (Direct)	21A	\$1,476.00
2016	12	8358	6121711	Office of Programmatic NOF & CDBG Initiatives (Direct)	21A	\$193,788.21
2016	12	8358	6132521	Office of Programmatic NOF & CDBG Initiatives (Direct)	21A	\$45,947.36
2016	12	8359	6121712	Office of Programmatic NOF & CDBG Initiatives (Indirect)	21A	\$110,748.96
2016	12	8359	6132522	Office of Programmatic NOF & CDBG Initiatives (Indirect)	21A	\$26,258.92
2017	1	8450	6127153	Administration (Direct)	21A	\$300.00
2017	1	8450	6127927	Administration (Direct)	21A	\$52,259.14
2017	1	8450	6135408	Administration (Direct)	21A	\$56,219.94
2017	1	8450	6136411	Administration (Direct)	21A	\$56,292.46
2017	1	8450	6137935	Administration (Direct)	21A	\$300.00
2017	1	8450	6137936	Administration (Direct)	21A	\$2,000.00
2017	1	8450	6137939	Administration (Direct)	21A	\$6,853.00
2017	1	8450	6140959	Administration (Direct)	21A	\$211,246.55
2017	1	8450	6141419	Administration (Direct)	21A	\$199.80
2017	1	8450	6142265	Administration (Direct)	21A	\$51,162.46
2017	1	8450	6146211	Administration (Direct)	21A	\$473.27
2017	1	8450	6146213	Administration (Direct)	21A	\$12.59
2017	1	8450	6146429	Administration (Direct)	21A	\$84,242.11

				Office of Community Planning and Development U.S. Department of Housing and Urban Development Integrated Disbursement and Information System PR25 - CDBG Financial Summary Report Program Year 2017 DETROIT, MI		DATE: 09-27-18 TIME: 17:01 PAGE: 1
2017	1	8450	6159449	Administration (Direct)	21A	\$60,266.49
2017	1	8450	6178283	Administration (Direct)	21A	\$58,810.75
2017	1	8450	6187843	Administration (Direct)	21A	\$98.10
2017	1	8450	6189451	Administration (Direct)	21A	\$45.00
2017	1	8450	6192512	Administration (Direct)	21A	\$88,216.16
2017	1	8451	6127920	Administration (Indirect)	21A	\$29,866.10
2017	1	8451	6135472	Administration (Indirect)	21A	\$32,129.70
2017	1	8451	6136413	Administration (Indirect)	21A	\$32,171.14
2017	1	8451	6140961	Administration (Indirect)	21A	\$120,727.41
2017	1	8451	6142267	Administration (Indirect)	21A	\$29,239.35
2017	1	8451	6146430	Administration (Indirect)	21A	\$48,144.37
2017	1	8451	6159450	Administration (Indirect)	21A	\$34,442.30
2017	1	8451	6176284	Administration (Indirect)	21A	\$33,610.34
2017	1	8451	6192515	Administration (Indirect)	21A	\$50,415.54
2017	1	8454	6135939	Office of Hsg Underwriting-Supportive Hsg (Direct)	21A	\$20,982.65
2017	1	8454	6138416	Office of Hsg Underwriting-Supportive Hsg (Direct)	21A	\$20,995.74
2017	1	8454	6138460	Office of Hsg Underwriting-Supportive Hsg (Direct)	21A	\$21,051.63
2017	1	8454	6144896	Office of Hsg Underwriting-Supportive Hsg (Direct)	21A	\$31,577.43
2017	1	8454	6162018	Office of Hsg Underwriting-Supportive Hsg (Direct)	21A	\$21,051.62
2017	1	8454	6187845	Office of Hsg Underwriting-Supportive Hsg (Direct)	21A	\$956.60
2017	1	8454	6192702	Office of Hsg Underwriting-Supportive Hsg (Direct)	21A	\$1,535.60
2017	1	8455	6135940	Office of Hsg Underwriting-Supportive Hsg (Indirect)	21A	\$11,991.58
2017	1	8455	6138417	Office of Hsg Underwriting-Supportive Hsg (Indirect)	21A	\$11,999.07
2017	1	8455	6138462	Office of Hsg Underwriting-Supportive Hsg (Indirect)	21A	\$12,031.01
2017	1	8455	6144900	Office of Hsg Underwriting-Supportive Hsg (Indirect)	21A	\$18,046.50
2017	1	8455	6162019	Office of Hsg Underwriting-Supportive Hsg (Indirect)	21A	\$12,031.00
2017	1	8456	6135931	Office of Programmatic NCF & CDBG Initiatives (Direct)	21A	\$49,538.46
2017	1	8456	6138475	Office of Programmatic NCF & CDBG Initiatives (Direct)	21A	\$55,565.42
2017	1	8456	6138422	Office of Programmatic NCF & CDBG Initiatives (Direct)	21A	\$56,017.61
2017	1	8456	6145208	Office of Programmatic NCF & CDBG Initiatives (Direct)	21A	\$76,204.44
2017	1	8456	6147473	Office of Programmatic NCF & CDBG Initiatives (Direct)	21A	\$47.64
2017	1	8456	6147476	Office of Programmatic NCF & CDBG Initiatives (Direct)	21A	\$153.62
2017	1	8456	6162060	Office of Programmatic NCF & CDBG Initiatives (Direct)	21A	\$44,268.06
2017	1	8456	6176296	Office of Programmatic NCF & CDBG Initiatives (Direct)	21A	\$2,407.91
2017	1	8456	6177261	Office of Programmatic NCF & CDBG Initiatives (Direct)	21A	\$27.99
2017	1	8456	6192458	Office of Programmatic NCF & CDBG Initiatives (Direct)	21A	\$71,892.49
2017	1	8456	6194494	Office of Programmatic NCF & CDBG Initiatives (Direct)	21A	\$44,293.14
2017	1	8457	6135933	Office of Programmatic NCF & CDBG Initiatives (Indirect)	21A	\$28,311.23
2017	1	8457	6138476	Office of Programmatic NCF & CDBG Initiatives (Indirect)	21A	\$31,755.64
2017	1	8457	6138423	Office of Programmatic NCF & CDBG Initiatives (Indirect)	21A	\$32,014.06
2017	1	8457	6145210	Office of Programmatic NCF & CDBG Initiatives (Indirect)	21A	\$43,550.84
2017	1	8457	6162066	Office of Programmatic NCF & CDBG Initiatives (Indirect)	21A	\$25,290.20
2017	1	8457	6192459	Office of Programmatic NCF & CDBG Initiatives (Indirect)	21A	\$41,086.56
2017	1	8457	6194499	Office of Programmatic NCF & CDBG Initiatives (Indirect)	21A	\$25,290.67
					21A	Matrix Code \$2,918,840.20
Total						\$6,555,207.66

Year	IDIS Activity #	Activity Name	MTX	Funded	Draw Thru Amount	Draw In Amount	Obligation Balance
2008	6791	DETROIT NON PROFIT HOUSING CORPORATION	05U	45,000.00	45,000.00	0.00	0.00
2009	7211	THINK DETROIT	05D	50,000.00	50,000.00	0.00	0.00
2010	7382	Detroit East	05O	0.00	0.00	0.00	0.00
2011	7630	Bank on Detroit	05D	7,223.91	7,223.91	2,881.05	0.00
2012	7715	East Michigan Christian Com. Dev. Assoc.	05D	60,000.00	60,000.00	0.00	0.00
2013	7885	Dominican Literacy Center	05H	144,999.99	144,999.99	0.00	0.00
2013	7897	World Medical Relief	05M	103,837.89	103,837.89	0.00	0.00
2013	7900	Clark Park Coalition	05D	141,716.03	141,716.03	0.00	0.00
2013	7861	Alternative for Girls	05D	138,483.52	138,483.52	0.00	0.00
2013	7862	Catholic Social Services of Wayne County	05D	100,000.00	100,000.00	0.00	0.00
2013	7875	NSO- Tumaini Center	05F	100,000.00	100,000.00	0.00	0.00
2013	7882	YMCA Interim House	05G	125,000.00	125,000.00	0.00	0.00
2014	7988	Coleman Young	05D	63,482.80	63,482.80	0.00	0.00
2014	7990	Delray United Action Council	05A	99,715.17	99,715.17	0.00	0.00
2014	7991	Detroit Non-Profit Housing Corp	05U	71,218.36	71,218.36	0.00	0.00
2014	7993	East Michigan Christian	05D	36,147.36	36,147.36	0.00	0.00
2014	7994	Greater Detroit Agency for Blind	05M	99,685.96	99,685.96	0.00	0.00
2014	7995	International Institute of Metropolitan Detroit, Inc.	05C	88,212.34	88,212.34	0.00	0.00
2014	7996	Jefferson East Business Assoc	05I	92,682.55	92,682.55	0.00	0.00
2014	7997	Joy-Southfield Development Corporation	05M	100,000.00	100,000.00	0.00	0.00
2014	8000	Matrix Human Services/Ruether Senior Services	05A	99,922.19	99,922.19	0.00	0.00
2014	8001	Mercy Education Project	05H	47,164.66	47,164.66	0.00	0.00
2014	8003	Mosaic Youth Theater of Detroit	05D	67,227.44	67,227.44	17,728.26	0.00
2014	8004	SEED	05U	75,000.00	75,000.00	211.45	0.00
2014	8007	St. Vincent and Sarah Fisher Ctr.	05H	100,000.00	100,000.00	0.00	0.00
2014	8011	World Medical Relief	05M	70,872.14	70,872.14	0.00	0.00
2014	8012	Alternatives for Girls	05D	99,479.12	99,479.12	0.00	0.00
2014	8019	Forgotten Harvest	05F	74,999.97	74,999.97	14,603.76	0.00
2014	8020	Freedom House	05C	99,203.37	99,203.37	21,422.40	0.00
2014	8026	Neighborhood Service Organization (NSO)	05F	99,999.97	99,999.97	0.00	0.00
2014	8030	THAW	05F	99,999.90	99,999.90	0.00	0.00
2014	8031	Travelers Aid	05F	77,699.88	77,699.88	0.00	0.00
2015	8118	Delray United Action Council	05A	82,195.39	82,195.39	10,801.63	0.00
2015	8119	Detroit Area Pre-College Engineering Program (DAPCEP)	05D	61,000.00	61,000.00	57,923.64	0.00
2015	8121	Greater Detroit Agency for the Blind	05M	67,600.00	67,600.00	67,600.00	0.00
2015	8122	Greater Families for Detroit (GFFD)	05M	0.00	0.00	0.00	0.00
2015	8123	Green Door Initiative	05H	60,780.90	60,780.90	0.00	0.00
2015	8125	Jefferson East Business Assoc	05I	99,999.00	99,999.00	0.00	0.00
2015	8127	L&L Adult Day Care	05A	82,229.40	82,229.40	0.00	0.00
2015	8128	LASED	05A	82,229.40	82,229.40	0.00	0.00
2015	8129	Mack Alive	05D	61,000.00	58,659.89	21,738.49	2,340.11

Year	IDIS Activity #	Activity Name	MTX	Funded	Draw Thru Amount	Draw In Amount	Obligation Balance
2015	8130	Matrix Human Services/Reuther Senior Services	05A	82,229.40	77,844.94	36,362.65	4,384.46
2015	8131	Mercy Education Project	05D	60,987.22	60,987.22	5,053.69	0.00
2015	8132	Muslim Center	05M	67,600.00	37,753.55	37,753.55	29,846.45
2015	8133	People's Community Service	05D	100,000.00	100,000.00	0.00	0.00
2015	8134	Police Athletic League	05D	105,731.00	105,731.00	5,025.40	0.00
2015	8135	Project Seed	05D	29,831.85	29,831.85	0.00	0.00
2015	8136	Siena Literacy Center	05D	60,987.41	60,987.41	6,121.68	0.00
2015	8137	Society of St. Vincent DePaul	05M	67,553.77	67,553.77	0.00	0.00
2015	8138	Southwest Detroit Business Association	05I	85,387.25	85,387.25	85,387.25	0.00
2015	8140	Teen Hype	05D	49,858.60	49,858.60	13,573.93	0.00
2015	8141	World Medical Relief	05M	67,594.75	67,594.75	0.00	0.00
2015	8142	YMCA	05D	61,000.00	61,000.00	5,912.73	0.00
2015	8321	Wellspring	05D	81,369.63	81,369.63	0.00	0.00
2015	8143	Alternatives for Girls	05D	84,580.49	84,580.49	0.00	0.00
2015	8144	Cass Community Social Services (Oasis)	05O	84,600.00	84,594.86	29,356.26	5.14
2015	8145	Central United Methodist Church (The NOAH Project)	05O	150,000.00	146,481.29	8,831.40	3,518.71
2015	8146	Coalition on Temporary Shelter (COTS)	05C	79,324.37	79,324.37	0.00	0.00
2015	8147	Community Social Service of Wayne County	05D	84,369.14	84,369.14	0.00	0.00
2015	8149	Covenant House of Michigan	05D	84,600.00	84,600.00	0.00	0.00
2015	8150	Detroit Non-Profit Housing	05C	15,792.76	15,792.76	0.00	0.00
2015	8151	Detroit Rescue Mission Ministries	05F	194,123.10	194,123.10	0.00	0.00
2015	8152	Emmanuel House (Recovery)	05O	84,599.50	84,599.50	0.00	0.00
2015	8153	Freedom House	05C	84,600.00	6,729.89	6,729.89	77,870.11
2015	8154	Legal Aid And Defender Association	05C	98,132.75	98,132.75	0.00	0.00
2015	8156	Matrix Human Services	05D	84,600.00	84,600.00	414.00	0.00
2015	8158	Michigan Veterans Foundation	05Z	84,600.00	84,600.00	84,600.00	0.00
2015	8159	Neighborhood Legal Services	05M	196,055.92	196,055.92	0.00	0.00
2015	8160	Neighborhood Service Organization (NSO)	05C	324,011.69	304,595.09	108,024.01	19,416.60
2015	8163	Southwest Counseling Solutions	05C	350,000.00	340,868.37	318,553.75	9,131.63
2015	8166	YWCA of Metropolitan Detroit (Interim House)	05G	78,019.64	78,019.64	12,316.70	0.00
2016	8250	Accounting Aid Society	05C	60,000.00	60,000.00	60,000.00	0.00
2016	8251	Akebu-lan Village	05D	60,000.00	58,378.85	54,514.01	1,621.15
2016	8252	Alzheimer's Association	05M	60,000.00	0.00	0.00	60,000.00
2016	8253	Charles Wright Museum of African American History	05D	32,025.00	32,025.00	32,025.00	0.00
2016	8254	Clark Park Coalition	05D	60,000.00	50,935.59	50,935.59	9,064.41
2016	8255	Coleman A. Young Foundation	05D	60,000.00	51,099.82	51,099.82	8,900.18
2016	8256	DAPCEP	05D	60,000.00	60,000.00	60,000.00	0.00
2016	8257	Dominican Literacy	05Z	60,000.00	59,953.88	59,953.88	46.12
2016	8258	Focus: Hope	05H	120,000.00	0.00	0.00	120,000.00
2016	8259	Franklin Wright Settlements, Inc	05E	60,000.00	60,000.00	60,000.00	0.00
2016	8260	Greater Detroit Agency for the Blind	05B	60,000.00	18,980.29	18,980.29	41,019.71

Year	IDIS Activity #	Activity Name	MTX	Funded	Draw Thru Amount	Draw In Amount	Obligation Balance
2016	8261	Greening of Detroit	05H	54,795.76	54,795.76	54,795.76	0.00
2016	8262	Immanuel Lutheran	05D	0.00	0.00	0.00	0.00
2016	8263	International Institute of Metropolitan Detroit	05C	60,000.00	55,542.77	55,542.77	4,457.23
2016	8264	Jefferson East Business Association	05I	60,000.00	54,786.05	54,786.05	5,213.95
2016	8265	Joy-Southfield CDC	05M	60,000.00	60,000.00	60,000.00	0.00
2016	8266	L & L Adult Day Care	05A	60,000.00	60,000.00	34,114.75	0.00
2016	8267	LASED	05A	60,000.00	60,000.00	60,000.00	0.00
2016	8268	Matrix Human Services	05M	60,000.00	33,719.63	33,719.63	26,280.37
2016	8269	Mercy Education Project	05D	59,999.99	59,999.99	59,999.99	0.00
2016	8270	Police Athletic League	05D	60,000.00	60,000.00	60,000.00	0.00
2016	8271	Project Seed	05D	0.00	0.00	0.00	0.00
2016	8272	Restaurant Opportunity Center of MI	05D	60,000.00	36,976.40	36,976.40	23,023.60
2016	8273	Ser Metro	05D	60,000.00	60,000.00	60,000.00	0.00
2016	8274	Siena Literacy Center	05D	60,000.00	60,000.00	60,000.00	0.00
2016	8275	Southwest Detroit Business Assoc.	05D	60,000.00	4,729.86	4,729.86	55,270.14
2016	8276	St. Patrick Senior Center	05A	60,000.00	60,000.00	32,594.77	0.00
2016	8277	St. Vincent and Sarah Fisher Ctr	05D	60,000.00	60,000.00	60,000.00	0.00
2016	8278	St. Vincent de Paul Society	05M	0.00	0.00	0.00	0.00
2016	8279	The Youth Connection	05D	60,000.00	43,445.75	43,445.75	16,554.25
2016	8280	The Yunion	05M	60,000.00	59,836.04	59,836.04	163.96
2016	8281	Urban Neighborhood Initiative	05D	60,000.00	60,000.00	60,000.00	0.00
2016	8282	Wellspring	05D	60,000.00	60,000.00	60,000.00	0.00
2016	8283	World Medical	05M	60,000.00	59,101.27	59,101.27	898.73
2016	8285	Black Family Development	05Q	16,269.06	16,269.06	16,269.06	0.00
2016	8286	Bridging Communities	05Q	75,000.00	69,262.33	69,262.33	5,737.67
2016	8292	Community Home and Support	05S	0.00	0.00	0.00	0.00
2016	8302	Legal Aid & Defender	05C	75,000.00	75,000.00	75,000.00	0.00
2016	8305	Michigan Legal Services	05C	75,000.00	69,435.81	69,435.81	5,564.19
2016	8307	Neighborhood Legal Services of Michigan (Homeless Prevention)	05C	72,564.43	72,564.43	72,564.43	0.00
2016	8308	Neighborhood Legal Services of Michigan (Rapid Re-Housing)	05S	100,000.00	99,852.51	99,852.51	147.49
2016	8312	Southwest Counseling Solutions	05S	100,000.00	0.00	0.00	100,000.00
2016	8314	The Heat and Warmth Fund (THAW)	05Q	74,999.97	74,999.97	74,999.97	0.00
2016	8315	United Community Housing Coalition	05Q	75,000.00	75,000.00	75,000.00	0.00
2017	8414	Accounting Aid Society	05C	86,535.00	86,535.00	86,535.00	0.00
2017	8416	DAPCEP	05D	86,535.00	1,227.21	1,227.21	85,307.79
2017	8417	Dominican Literacy Center	05H	66,535.00	21,297.34	21,297.34	45,237.66
2017	8419	International Institute of Metro Detroit	05C	86,580.00	46,887.17	46,887.17	39,692.83
2017	8420	Kendall CDC	05D	60,000.00	4,015.76	4,015.76	55,984.24
2017	8421	Mercy Education Project	05D	76,535.00	6,539.36	6,539.36	69,995.64
2017	8423	St. Vincent and Sarah Fisher Ctr	05H	86,535.00	71,118.19	71,118.19	15,416.81
2017	8425	Urban Neighborhood Initiative	05D	86,535.00	15,857.05	15,857.05	70,677.95

Year	IDIS Activity #	Activity Name	MTX	Funded	Draw Thru Amount	Draw In Amount	Obligation Balance
2017	8426	Wellspring	05D	86,535.00	18,503.03	18,503.03	68,031.97
2017	8427	YMCA	05D	76,535.00	50,435.93	50,435.93	26,099.07
2017	8428	Joy-Southfield CDC	05M	90,000.00	34,315.07	34,315.07	45,684.93
2017	8430	The Yunion	05M	80,000.00	1,200.00	1,200.00	78,800.00
2017	8431	World Medical Relief	05M	80,000.00	34,409.89	34,409.89	45,590.11
2017	8432	Alkebu-lan Village	05D	67,500.00	10,477.46	10,477.46	57,022.54
2017	8433	People's Community Services	05D	67,500.00	22,723.84	22,723.84	44,776.16
2017	8435	Police Athletic League	05D	67,500.00	12,168.92	12,168.92	55,331.08
2017	8437	Jefferson Business Association	05I	75,000.00	31,447.74	31,447.74	43,552.26
2017	8439	Delray United Action Council	05A	70,000.00	22,636.36	22,636.36	47,363.64
2017	8440	L&L Adult Day Care	05A	60,000.00	38,575.25	38,575.25	21,424.75
2017	8441	St. Patrick Senior Center	05A	70,000.00	32,951.28	32,951.28	37,048.72
Total Obligations for at End of Current Program Year - Line 28							1,583,514.51

Year	IDIS Activ	Activity Name	NatObj	MTX	Status	Fund Dt	Funded	Draw Thru Amount	Draw In Amount
2016	8245	Summer Jobs Program (NRSA 1)	LMC	05D	C	10/31/2017	69,417.96	69,417.96	69,417.96
2016	8246	Summer Jobs Program (NRSA 2)	LMC	05D	C	10/31/2017	356,794.53	356,794.53	356,794.53
2016	8247	Summer Jobs Program (NRSA 3)	LMC	05D	C	10/31/2017	140,056.31	140,056.31	140,056.31
2016	8248	Summer Jobs Program (NRSA 4)	LMC	05D	C	10/31/2017	290,121.35	290,121.35	290,121.35
2016	8249	Summer Jobs Program (NRSA 5)	LMC	05D	C	10/31/2017	461,015.03	461,015.03	461,015.03
Public Service Line 34 Adjustment									1,317,405.18

Year	IDIS Activity	Activity Name	MTX	Funded	Draw Thru Amount	Draw In Amount	Obligation Balance
2015	8214	Administration (Indirect)	21A	600,000.00	522,169.09	0.00	77,830.91
2015	8326	Administration (CDBG-DDR)	21A	650,000.00	493,053.31	311,154.18	156,946.69
2016	8352	Planning Studies	20	1,500,000.00	1,135,298.83	551,700.03	364,701.17
2016	8353	Planning General (Direct)	20	1,535,473.00	1,392,348.99	0.00	143,124.01
2016	8354	Planning General (Indirect)	20	793,404.77	793,404.77	0.00	0.00
2016	8356	Office of Hsg Underwriting-Supportive Hsg (Direct)	21A	316,298.00	86,631.98	83,931.98	229,666.02
2016	8357	Office of Hsg Underwriting-Supportive Hsg (Indirect)	21A	197,686.00	47,752.81	47,752.81	149,933.19
2016	8358	Office of Programmatic NOF & CDBG Initiatives (Direct)	21A	736,406.00	634,916.17	248,644.27	101,489.83
2016	8359	Office of Programmatic NOF & CDBG Initiatives (Indirect)	21A	460,253.00	363,487.30	137,008.88	96,765.70
2017	8450	Administration (Direct)	21A	980,233.00	728,797.82	728,797.82	251,435.18
2017	8451	Administration (Indirect)	21A	558,732.00	410,746.25	410,746.25	147,985.75
2017	8452	Planning General (Direct)	20	1,589,263.00	1,455,963.90	1,455,963.90	133,299.10
2017	8453	Planning General (Indirect)	20	900,880.00	661,720.92	661,720.92	239,159.08
2017	8454	Office of Hsg Underwriting-Supportive Hsg (Direct)	21A	349,252.00	118,151.27	118,151.27	231,100.73
2017	8455	Office of Hsg Underwriting-Supportive Hsg (Indirect)	21A	199,074.00	66,099.16	66,099.16	132,974.84
2017	8456	Office of Programmatic NOF & CDBG Initiatives (Direct)	21A	913,924.00	400,376.78	400,376.78	513,547.22
2017	8457	Office of Programmatic NOF & CDBG Initiatives (Indirect)	21A	520,937.00	227,308.20	227,308.20	293,628.80
2017	8466	Planning Historic Designation Advisory Board (HDAB)	20	75,000.00	0.00	0.00	75,000.00
Total Admin Obligation at end of Current Program Yr Line 40							3,338,588.22

Year	IDIS Activity	Activity Name	MTX	Funded	Draw Thru Amount	Draw In Amount
2015	8363	Planning (CDBG-DDR)	20	3,745,000.00	1,610,476.01	937,729.34
Planning (CDBG-DDR) Adjustment for Line 44						937,729.34

CR-40 Monitoring and Section 3 reports

CR-40 - Monitoring 91.220 and 91.230

Describe the standards and procedures used to monitor activities carried out in furtherance of the plan and used to ensure long-term compliance with requirements of the programs involved, including minority business outreach and the comprehensive planning requirements

The Housing & Revitalization Department (HRD) is the responsible agency for ensuring compliance with all regulatory and statutory requirements relative to Community Planning and Development awards for the City of Detroit. Subrecipient contracts and service-level agreements are executed with partner agencies to facilitate programmatic activities. The agreements detail assigned responsibilities and performance measures to establish accountability standards. An enhanced monitoring strategy is used to assess subrecipient performance and program effectiveness. Also, more effective work standards and protocols were established to thwart and mitigate challenges that could impede successful program performance. To be more strategic in our efforts and maximize available resources, risk assessments are applied to draft monitoring plans. Risk analyses target attention to program activities and participants that represent the greatest risk and susceptibility to fraud, waste and mismanagement. Once the level of risk is determined for each subrecipient, the appropriate monitoring strategy is implemented to achieve the following objectives:

1. To determine if a subrecipient is carrying out its community development program, and its individual activities, as described in the application for assistance and the Subrecipient Agreement.
2. To determine if a subrecipient is carrying out its activities in a timely manner, in accordance with the schedule included in the Agreement.
3. To determine if a subrecipient is charging costs to the project that is eligible under applicable laws and regulations and reasonable in light of the services or products delivered.
4. To determine if a subrecipient is conducting its activities with adequate control over program and financial performance, and in a way that minimizes opportunities for waste, mismanagement, fraud, and abuse.
5. To assess if the subrecipient has a continuing capacity to carry out the approved project, as well as future grants for which it may apply.
6. To identify potential problem areas and to assist the subrecipient in complying with applicable laws and regulations.
7. To assist subrecipients in resolving compliance problems through discussion, negotiation, and the provision of technical assistance and training.
8. To provide adequate follow-up measures to ensure that performance and compliance deficiencies are corrected by subrecipients, and not repeated.
9. To ensure that required records are maintained to demonstrate compliance with applicable regulations.

HRD's monitoring plan involves a collaborative approach of programmatic and financial monitoring. HRD's program staff is responsible for monitoring the programmatic efforts of our subrecipients and service partners. Each project is assigned a dedicated analyst to complete an initial assessment of each contract award and facilitate programmatic monitoring of all subrecipient activities as defined in the executed agreement. The City of Detroit's Office of Grants Management (OGM) is assigned to conduct financial monitoring of covered activities. As the project advances, each organization is further evaluated for performance and effectiveness. This information is considered when determining future awards, as well. Below are more specific monitoring processes for HRD programs and activities.

COMMUNITY DEVELOPMENT BLOCK GRANT

Scheduled Program Site Monitoring: Once a sub-recipient has been identified for an on-site program monitoring, a monitoring date is established with the subgrantee. A formal written letter is forwarded to the organization at least two (2) weeks prior to the scheduled visit (where possible), confirming the meeting date, purpose, as well as advising of specific documents, processes and areas subject to review. During this visit, staff will verify that the programs outlined in the contract scope are being carried out as described in the agreement, as well as review documentation, conduct interviews with staff, and complete site inspections. The HRD staff conducting the program monitoring shall inform the subrecipient of any program findings and/or concerns within thirty (30) days after the conclusion of the monitoring visit.

Unscheduled Program Site Visit: When necessary, staff may be required to conduct unscheduled visits to investigate and confirm critical information and/or egregious practices that could pose serious threats to the program.

Desk Monitoring: Desk Monitoring is performed on each contract award to ensure the standards and requirements are met according to the subrecipient agreement, department policy, and regulatory requirements. Assigned program analysts complete a Desk Monitoring Review Checklist that includes reviews of support and reimbursement documentation, as well as performance reports. Feedback regarding subrecipient operations are communicated through deficiency letters and other documentation, as needed.

Public Facility Rehabilitation Program

The Public Facility Rehabilitation program is a construction based grant program. Subrecipients receive CDBG funds for rehabilitation costs of public facilities that have CDBG-eligible public services activities. After an award is granted, the HRD staff monitors the award as follows:

1. Requiring the subrecipient to submit a final inspection that is certified by a licensed architect or engineer

2. Requiring ongoing public service activities within facility for 5-years
3. Filing a lien encumbering the facility
4. Conducting periodic on-site visits to ensure progress on a project and adherence to the award contract

EMERGENCY SOLUTIONS GRANT

In order to manage ESG subrecipient risk, the City of Detroit conducts a thorough vetting of subrecipients prior to grant award in the procurement process. Following award, ESG compliance monitoring is driven by a risk assessment that is completed jointly with the HRD and OGM. Prior to expenditure, the programmatic and financial team meet to assess risk on the basis of three key factors: grant management, financial management and services, and satisfaction.

The risk assessment drives on-site and desk monitoring with the general expectation that all groups will have an on-site monitoring at least once every other year. Monitoring encompasses ESG program awards, but all CDBG funds are utilized as match.

Monitoring is conducted monthly through payment review. Also, all groups will receive a desk monitoring each year to ensure documentation of homelessness status, recertification of program participants and compliance with the Detroit Continuum of Care's written standards. In cases where findings are identified, corrective actions plans with clear timeframes are identified. Subrecipients who are not responsive to this process may face the loss of grant funds.

FINANCIAL MONITORING

The Office of Controller Compliance Division is obligated to conduct financial monitoring for all subrecipients receiving grant funding in accordance with federal, state and local government requirements. Their purpose is to provide uniformity and guidance for grantee departments. The monitoring process includes conducting a desk audit requiring a telephone interview and requesting answers to a series of questions, or an on-site monitoring review in which both relates to inquiry regarding internal controls and financial management. During both reviews, a request is made for specific documentation that will substantiate the answers provided by the subrecipient. Through regular monitoring, the audit staff ensures that the subrecipients abide by all the applicable federal, state and local standards and contract specifications. During this process, the audit staff also monitors for the potential of fraud, waste, mismanagement, and/or other opportunities for potential abuse. The audit staff also works with subrecipients to provide guidance in correcting identified deficiencies through discussion and or technical assistance.

As part of the year-end audit requirements, subrecipients are required to submit fiscal reports. Non-profit organizations expending more than \$750,000 in federal funds are required to submit a copy of their Single Audit to adhere to the OMB A-133 Audit requirements. The Single Audit

serves as an additional monitoring tool used to evaluate the fiscal accountability of subrecipients and is required to be submitted whether or not there were findings. If the Single Audit is not applicable the subrecipient must ensure that Audited Financial Statements and/or IRS FORM 990 are submitted for a desk review.

HOPWA

The Detroit Health Department monitors the HOPWA contract and Southeastern Michigan Health Association (SEMHA) staff administer the HOPWA program and assures program quality management with fiscal and program monitoring. Staff complete and monitor all leases of HOPWA assisted units to ensure compliance, and conforms to the Housing Quality Standards (HQS) procedures for properties funded through HOPWA. Recertification occurs once per year on client's anniversary date, with staff monitoring households 3 times per year based on individualized housing plans.

HOME

The Program Administrator (PA) for the HOME Investor Compliance Monitoring implements required guidelines and procedures to monitor, review and perform scheduled on-site inspections of HOME-assisted rental housing to determine compliance with household housing costs, household income guidelines, and Section 8 Housing Quality Standards (HQS), and procedures to comply with post-rehabilitation lead-based paint activities for rental properties rehabilitated using HOME funds. The PA schedules a compliance monitoring, necessary to complete compliance monitoring requirements on all HOME-assisted units. The PA submits a HOME Compliance Monitoring schedule to HRD management for review and approval. Staff will conduct a site inspection of rental units for HQS compliance and compliance with HUD's Lead-Based Paint Regulations for projects rehabilitated using HOME funds. HRD staff reviews the HQS report and notify owners of compliance or non-compliance. Review all leases of HOME-assisted units to ensure leases are in compliance with the Affordable Housing Restriction document executed at loan closing.

Public reporting burden for this collection of information is estimated to average 3 hours per response, including the time for reviewing instructions, searching existing data sources, gathering and maintaining the data needed, and completing and reviewing the collection of information. The information is voluntary. HUD may not collect this information, and you are not required to complete this form, unless it displays a currently valid OMB Control Number.

Executive Order dated July 14, 1983, directs the Minority Business Development Plans shall be developed by each Federal Agency and the three annual plans shall establish minority business development objectives. The information is used by HUD to monitor and evaluate MBE activities against the total program activity and the designated minority business enterprise (MBE) goals. The Department requires the information to provide guidance and oversight for programs for the development of minority business enterprises concerning Minority Business Development. If the information is not collected HUD would not be able to establish meaningful MBE goals nor evaluate MBE performance against these goals.

Privacy Act Notice - The United States Department of Housing and Urban Development, Federal Housing Administration, is authorized to solicit the information requested in this form by virtue of Title 12, United States Code, Section 1701 et seq., and regulation. It will not be disclosed or released outside the United States Department of Housing and Urban Development without your consent, except as required or permitted by Law.

1. Grant/Project Owner/Developer/Owner/Builder/Agency City of Detroit Housing and Revitalization Department

2. Location (City, State Zip Code) MI 48201

3. Name of Contact Person Betty Palazuelos

3b. Phone Number (Including Area Code) 313-625-0944

4. Reporting Period Oct 1 - Sep 30 (Annual -FY)

5. Program Code (Not applicable for CDP programs) See explanation of Code at bottom of Page 2 of 4

6. Date Submitted to Field Office

Grant/Project Number or HUD Case Number or other identification of property, subdivision, dwelling unit, etc. 7a	Amount of Contract or Subcontract 7b	Type of Trade Code (See below) 7c	Contractor or Subcontractor Business Receipts (See below) 7d	Woman Owned Business (Yes or No) 7e	Prime Contractor Identification (ID) Number 7f	Section 3 7g	Subcontractor Identification (ID) Number 7h	Section 3 7i	Contractor/Subcontractor Name and Address 7j	Name	Street	City	State	Zip
01-14-MC-00-000-01-01	300,000	2	1	N	30-3000052	N	30-3000052	N	The Monahan Co.	21521 Kelly Road	Eastpointe	MI	48021	
01-14-MC-00-000-01-02	300,000	2	1	N	30-3000052	N	30-3000052	N	Carnegie Electric Company	15649 Industrial Drive	Macomb	MI	48042	
01-14-MC-00-000-01-03	300,000	2	1	N	30-3000052	N	30-3000052	N	Nebo Iron Works	6100 Bonham	Detroit	MI	48211	
01-14-MC-00-000-01-04	300,000	2	1	N	30-3000052	N	30-3000052	N	Chamberlain Glass & Metal	7801 Ford Moore Hwy	St. Clair	MI	48079	
01-14-MC-00-000-01-05	300,000	2	1	N	30-3000052	N	30-3000052	N	Central Gap Floor & Insulation	214 N. Railroad Avenue	Westland	MI	48091	
01-14-MC-00-000-01-06	300,000	2	1	N	30-3000052	N	30-3000052	N	Alma Construction, Inc.	6345 E. Nevada Street	Detroit	MI	48224	
01-14-MC-00-000-01-07	300,000	2	1	N	30-3000052	N	30-3000052	N	City Remodeling & Tilt, Inc.	2485 Jordan	Ann Arbor	MI	48106	
01-14-MC-00-000-01-08	300,000	2	1	N	30-3000052	N	30-3000052	N	Harold Thompson	2440 Carlton	Ann Arbor	MI	48106	
01-14-MC-00-000-01-09	300,000	2	1	N	30-3000052	N	30-3000052	N	Snyder Corp.	2500 Industrial Drive	Beaumont Hills	MI	48010	
01-14-MC-00-000-01-10	300,000	2	1	N	30-3000052	N	30-3000052	N	ME Vasekovich Contracting, Inc.	9485 Division	East Troy	MI	48054	
01-14-MC-00-000-01-11	300,000	2	2	N	30-3000052	N	30-3000052	N	Safe Contracting, Inc.	18407 Weaver	Detroit	MI	48224	
01-14-MC-00-000-01-12	300,000	2	1	N	30-3000052	N	30-3000052	N	Wolfeville Fire Protection	8467 N. Dearborn	Mount Morris	MI	48058	
01-14-MC-00-000-01-13	300,000	2	1	N	30-3000052	N	30-3000052	N	Environmental Maintenance	23851 Townsend Street	Warren	MI	48091	
01-14-MC-00-000-01-14	300,000	2	1	N	30-3000052	N	30-3000052	N	Trapper Door & Hardware, Inc.	23540 Industrial Park Drive	Farmington Hills	MI	48335	
01-14-MC-00-000-01-15	300,000	2	1	N	30-3000052	N	30-3000052	N	Kono, Inc.	11884 Redden Court	Livonia	MI	48150	
01-14-MC-00-000-01-16	300,000	2	1	N	30-3000052	N	30-3000052	N	Yiking Painting, LLC	3633 Michigan Avenue	Detroit	MI	48214	
01-14-MC-00-000-01-17	300,000	2	1	N	30-3000052	N	30-3000052	N	CableCats, Inc.	981 Woburn Drive	Troy	MI	48063	
01-14-MC-00-000-01-18	300,000	2	1	N	30-3000052	N	30-3000052	N	Arnsen & Associates	48791 Woodward Avenue	Bloomfield Hills	MI	48304	
01-14-MC-00-000-01-19	300,000	2	1	N	30-3000052	N	30-3000052	N	KVM Door Systems, Inc.	24387 Serenwood Court	Clinton Twp.	MI	48035	
01-14-MC-00-000-01-20	300,000	2	1	N	30-3000052	N	30-3000052	N	Acton Rental & Sales Co.	18646 Northland	Pontiac	MI	48220	
01-14-MC-00-000-01-21	300,000	2	1	N	30-3000052	N	30-3000052	N	Colin's Commercial Floors	47541 Acacia Drive	Warren	MI	48091	
01-14-MC-00-000-01-22	300,000	2	1	N	30-3000052	N	30-3000052	N	The Monahan Co.	21521 Kelly Road	Eastpointe	MI	48021	
01-14-MC-00-000-01-23	300,000	2	2	N	30-3000052	N	30-3000052	N	Fix & Rest Mechanical, Inc.	18521 W. 9 Mile Road	Detroit	MI	48212	

7c. Type of Trade Code: 1 = New Construction, 2 = Substantial Rehab, 3 = Repair, 4 = Service, 5 = Project Maint. 7d. Race/Ethnic Codes: 1 = White Americans, 2 = Black Americans, 3 = Native Americans, 4 = Hispanic Americans, 5 = Asian/Pacific Americans, 6 = Pacific Is. 7e. Program Codes (Complete for Housing and Public and Indian Housing programs only): 1 = All Invol., Including Section 8, 2 = Public Safety, 3 = Section 8 Non-Residential, Non-HFDA, 4 = Inland (Management), 5 = Section 202, 6 = HUD-HH (Management), 7 = Public/Private Housing, 8 = Section 811.

Public reporting burden for this collection of information is estimated to average 3 hours per response, including the time for reviewing instructions, searching existing data sources, gathering and maintaining the data needed, and completing and reviewing the collection of information. The information is voluntary. HUD may not collect this information, and you are not required to complete this form, unless it displays a currently valid OMB Control Number.

Executive Order dated July 14, 1983, directs the Minority Business Development Plans shall be developed by each Federal Agency and the three annual plans shall establish minority business development objectives. The information is used by HUD to monitor and evaluate MBE activities against the total program activity and the designated minority business enterprise (MBE) goals. The Department requires the information to provide guidance and oversight for programs for the development of minority business enterprises concerning Minority Business Development. If the information is not collected HUD would not be able to establish meaningful MBE goals nor evaluate MBE performance against these goals.

Privacy Act Notice - The United States Department of Housing and Urban Development, Federal Housing Administration, is authorized to solicit the information requested in this form by virtue of Title 12, United States Code, Section 1701 et seq., and regulation. It will not be disclosed or released outside the United States Department of Housing and Urban Development without your consent, except as required or permitted by Law.

1. Grant/Project Owner/Developer/Owner/Builder/Agency Patricia L. Ford

2. Location (City, State Zip Code) MI 48201

3. Name of Contact Person Patricia L. Ford

3b. Phone Number (Including Area Code) 313-224-4950

4. Reporting Period July 1, 2017 - June 30, 2018 (Annual -FY)

5. Program Code (Not applicable for CDP programs) See explanation of Code at bottom of Page 2 of 4

6. Date Submitted to Field Office

Grant/Project Number or HUD Case Number or other identification of property, subdivision, dwelling unit, etc. 7a	Amount of Contract or Subcontract 7b	Type of Trade Code (See below) 7c	Contractor or Subcontractor Business Receipts (See below) 7d	Woman Owned Business (Yes or No) 7e	Prime Contractor Identification (ID) Number 7f	Section 3 7g	Subcontractor Identification (ID) Number 7h	Section 3 7i	Contractor/Subcontractor Name and Address 7j	Name	Street	City	State	Zip
01-14-MC-00-000-01-01	300,000	2	1	N	30-3000052	N	30-3000052	N	The Monahan Co.	21521 Kelly Road	Eastpointe	MI	48021	
01-14-MC-00-000-01-02	300,000	2	1	N	30-3000052	N	30-3000052	N	Carnegie Electric Company	15649 Industrial Drive	Macomb	MI	48042	
01-14-MC-00-000-01-03	300,000	2	1	N	30-3000052	N	30-3000052	N	Nebo Iron Works	6100 Bonham	Detroit	MI	48211	
01-14-MC-00-000-01-04	300,000	2	1	N	30-3000052	N	30-3000052	N	Chamberlain Glass & Metal	7801 Ford Moore Hwy	St. Clair	MI	48079	
01-14-MC-00-000-01-05	300,000	2	1	N	30-3000052	N	30-3000052	N	Central Gap Floor & Insulation	214 N. Railroad Avenue	Westland	MI	48091	
01-14-MC-00-000-01-06	300,000	2	1	N	30-3000052	N	30-3000052	N	Alma Construction, Inc.	6345 E. Nevada Street	Detroit	MI	48224	
01-14-MC-00-000-01-07	300,000	2	1	N	30-3000052	N	30-3000052	N	City Remodeling & Tilt, Inc.	2485 Jordan	Ann Arbor	MI	48106	
01-14-MC-00-000-01-08	300,000	2	1	N	30-3000052	N	30-3000052	N	Harold Thompson	2440 Carlton	Ann Arbor	MI	48106	
01-14-MC-00-000-01-09	300,000	2	1	N	30-3000052	N	30-3000052	N	Snyder Corp.	2500 Industrial Drive	Beaumont Hills	MI	48010	
01-14-MC-00-000-01-10	300,000	2	1	N	30-3000052	N	30-3000052	N	ME Vasekovich Contracting, Inc.	9485 Division	East Troy	MI	48054	
01-14-MC-00-000-01-11	300,000	2	2	N	30-3000052	N	30-3000052	N	Safe Contracting, Inc.	18407 Weaver	Detroit	MI	48224	
01-14-MC-00-000-01-12	300,000	2	1	N	30-3000052	N	30-3000052	N	Wolfeville Fire Protection	8467 N. Dearborn	Mount Morris	MI	48058	
01-14-MC-00-000-01-13	300,000	2	1	N	30-3000052	N	30-3000052	N	Environmental Maintenance	23851 Townsend Street	Warren	MI	48091	
01-14-MC-00-000-01-14	300,000	2	1	N	30-3000052	N	30-3000052	N	Trapper Door & Hardware, Inc.	23540 Industrial Park Drive	Farmington Hills	MI	48335	
01-14-MC-00-000-01-15	300,000	2	1	N	30-3000052	N	30-3000052	N	Kono, Inc.	11884 Redden Court	Livonia	MI	48150	
01-14-MC-00-000-01-16	300,000	2	1	N	30-3000052	N	30-3000052	N	Yiking Painting, LLC	3633 Michigan Avenue	Detroit	MI	48214	
01-14-MC-00-000-01-17	300,000	2	1	N	30-3000052	N	30-3000052	N	CableCats, Inc.	981 Woburn Drive	Troy	MI	48063	
01-14-MC-00-000-01-18	300,000	2	1	N	30-3000052	N	30-3000052	N	Arnsen & Associates	48791 Woodward Avenue	Bloomfield Hills	MI	48304	
01-14-MC-00-000-01-19	300,000	2	1	N	30-3000052	N	30-3000052	N	KVM Door Systems, Inc.	24387 Serenwood Court	Clinton Twp.	MI	48035	
01-14-MC-00-000-01-20	300,000	2	1	N	30-3000052	N	30-3000052	N	Acton Rental & Sales Co.	18646 Northland	Pontiac	MI	48220	
01-14-MC-00-000-01-21	300,000	2	1	N	30-3000052	N	30-3000052	N	Colin's Commercial Floors	47541 Acacia Drive	Warren	MI	48091	
01-14-MC-00-000-01-22	300,000	2	1	N	30-3000052	N	30-3000052	N	The Monahan Co.	21521 Kelly Road	Eastpointe	MI	48021	
01-14-MC-00-000-01-23	300,000	2	2	N	30-3000052	N	30-3000052	N	Fix & Rest Mechanical, Inc.	18521 W. 9 Mile Road	Detroit	MI	48212	

7c. Type of Trade Code: 1 = New Construction, 2 = Substantial Rehab, 3 = Repair, 4 = Service, 5 = Project Maint. 7d. Race/Ethnic Codes: 1 = White Americans, 2 = Black Americans, 3 = Native Americans, 4 = Hispanic Americans, 5 = Asian/Pacific Americans, 6 = Pacific Is. 7e. Program Codes (Complete for Housing and Public and Indian Housing programs only): 1 = All Invol., Including Section 8, 2 = Public Safety, 3 = Section 8 Non-Residential, Non-HFDA, 4 = Inland (Management), 5 = Section 202, 6 = HUD-HH (Management), 7 = Public/Private Housing, 8 = Section 811.

Previous editions are obsolete. form HUD-2516 (8/96)

Contract and Subcontract Activity

U.S. Department of Housing and Urban Development

OMB Approval No.: 2577-0068

OMB Approval No.: 2502-0036

Public reporting burden for this collection of information is estimated to average 5 hours per response, including the time for reviewing instructions, searching existing data sources, gathering and maintaining the data needed, and completing and reviewing the collection of information. The information is voluntary. HUD may not collect this information, and you are not required to complete this form, unless it displays a currently valid OMB Control Number.

Executive Orders dated July 14, 1993, direct the Minority Business Development Plans shall be developed by each Federal Agency and the these annual plans shall establish minority business development objectives. The information is used by HUD to monitor and evaluate MBE activities against the total program activity and the designated minority business enterprise (MBE) goals. The Department requires the information to provide guidance and oversight for programs for the development of minority business enterprise concerning Minority Business Development. If the information is not collected HUD would not be able to establish meaningful MBE goals nor evaluate MBE performance against these goals.

Privacy Act Notice - The United States Department of Housing and Urban Development, Federal Housing Administration, is authorized to solicit the information requested in this form by virtue of Title 12, United States Code, Section 1701 et seq., and regulation. It will not be disclosed or released outside the United States Department of Housing and Urban Development without your consent, except as required or permitted by law.

1. Grant/Project Owner/Developer/Sponsor/Builder/Agency										Check if:		2. Location (City, State Zip Code)																					
City of Detroit										PH		2 Woodward Avenue, Coleman A. Young Municipal																					
Housing & Revitalization Department										RM		Detroit, MI 48226																					
Demolition Section										CRD																							
3a. Name of Contact Person										Housing		X																					
3b. Phone Number (Including Area Code)										313-224-4950		4. Reporting Period		July 1 - June 30 (FY 2017-18)		5. Program Code (Not applicable for CRD programs.) See explanation of Codes at bottom of Page Use a separate sheet for each program code.		6. Dept Subcontract Field Office															
Patricia L. Ford																																	
7a. Grant/Project Number or HUD Case Number or other Identification of property, subdivision, dwelling unit, etc.										7b. Amount of Contract or Subcontract		7c. Type of Trade Code (See below)		7d. Contractor or Subcontractor Business Race/Ethnic (See below)		7e. Woman Owned Business (Yes or No)		7f. Prime Contractor Identification (OC) Number		7g. Subcontractor Identification (IS) Number		7h. Subcontractor Identification (IS) Number		7i. Subcontractor Identification (IS) Number		7j. Contractor/Subcontractor Name and Address							
B-17-MC-25-0006										81,374,280.00		3		1		No		33-3113025		No				Don-Men Contractors, Inc.		14790 Barber Avenue		Warren		MI		48090	
B-17-MC-25-0008										51,336,820.00		3		1		No		33-2148755		No				Huntford		65 Cadillac Square, Ste 2701		Detroit		MI		48226	
B-17-MC-25-0006										8305,480.00		3		1		No		33-1626796		No				Shelley Construction, Inc.		1224 Locust Street		Jackson		MI		48303	

Housing Multi-family Inspection Report

Planning & Development as of 2/27/2017										
Housing Services Division										
Multi-Family Unit Compliance Inspections for July 1, 2015 thru June 30, 2018										
	Project Name	Min. of	Total	IDIS	Site Insp.	Annual	Date of	Date of	Date of	Pending
	Address	# of	# of	Completion	Frequency	File	Compliance	Compliance	Compliance	Status
	Total No. of Units	Units to	Affordable	Date	1, 2, or 3	Review	Compliance	Compliance	Compliance	
		Inspect	Housing		years	Date Compl	for 2016	for 2017	for 2018	
1	Elmwood Towers	34	168	5/13/94	every year	2/22/2018				Final Compliance Pending Inspection Compliance Period has ended.
	1325 Chene									
	168 units									
2	CCNDC	9	46	7/16/96	every year	3/1/2018				Compliance Reset Loan Modified for Preservation Rehab. Period Extended.
	677 W. Alexandrine									
	46 units									
3	SWAN	3	3	12/10/97	every 3 years	N/A				Final Project Compliance Issued
	2009 Military									
	3 units									
4	Julia Smith		2	6/12/97	every 3 years	N/A				Final Project Compliance Issued
	6749 - 51 Floyd									
	2 units									
6	Anita Martin	4	4	11/14/95	every 3 years	12/4/13				Final Project Compliance Issued
	141 Gladstone									
	4 units									
7	Eastside Transitional Center	6	30	7/8/97	every year	7/28/2017	In Progress			Correcting deficiencies from last Final Inspection. Will issue final Compliance.
	14200 Kercheval									
	30 units									
8	Arthur & Shirley Thomas	2	2	10/14/97	every 3 years	10/14/13				Final Project Compliance Issued
	11423 - 25 Hartwell									
	2 units									
9	Tinesha Leverette Darzine Inc.	2	2	12/9/97	every 3 years					Final Project Compliance Issued
	2400 Cortland									
	2 units									
10	Henry & Mary Walker	1	1	2/20/97	every 3 years					Final Project Compliance Issued
	1649 Hurbit									
	1 unit									
11	Alexander Court	7	36	6/14/98	every year	6/1/15				Final Compliance Issued
	6331-75 Rutherford									
	36 units									
12	Southwest NPHC	5	20	12/22/98	every 2 years	5/18/15	9/13/2018		9/13/2018	Final Project Compliance Issued.
	388 W. Grand Blvd.									
	20 units									
13	Pilgrim Village	5	22	12/9/98	every 2 years	1/4/15				Final Inspection Scheduled, compliance period ended.
	15919-48 Quincy									
	22 units									
14	Westwell Apts.	12	60	6/29/99	every year	8/11/15				Correcting deficiencies from last Final Inspection. Will issue final Compliance.
	640 W. Willis									
	60 units									
15	Redeemer CDC Rehoboth	6	31	6/29/99	every year	6/29/2015				Final Inspection Scheduled, Compliance period ended.
	8430 Linwood									
	31 units									
16	Victor - Altar	6	29	6/23/99	every year	6/25/15				Inspection incomplete. Reinspection required Compliance period ended

Planning & Development as of 9/27/2017										
Housing Services Division										
Multi-Family Unit Compliance Inspections for July 1, 2015 thru June 30, 2018										
	Project Name Address	Min. of # of	Total # of	IDIS Completion	Site Insp. Frequency	Annual File	Date of Compliance	Date of Compliance	Date of Compliance	Pending Status
	Total No. of Units	Units to Inspect	Affordable Housing Units	Date	1, 2, or 3 years	Review Date Compl	Compliance for 2016	Compliance for 2017	Compliance for 2018	
	29 units									
17	Garfield Bldg. 4612 Woodward 17 of 56 units	5		6/25/99	every 2 years					Final Compliance Issued

Planning & Development as of 6/27/2017										
Housing Services Division										
Multi-Family Unit Compliance Inspections for July 1, 2015 thru June 30, 2018										
	Project Name Address	Min. of # of	Total # of	IDIS Completion	Site Insp. Frequency	Annual File	Date of Compliance	Date of Compliance	Date of Compliance	Pending Status
	Total No. of Units	Units to Inspect	Affordable Housing Units	Date	1, 2, or 3 years	Review Date Compl	Compliance for 2016	Compliance for 2017	Compliance for 2018	
18	CCNDC 415 Brainard 3701-29 51 units	10	51	6/25/99	every year	10/5/10				Final Inspections requested for 13 compliance period ended.
19	Chalmers Apts. 9429 Chalmers, Queen, 76 units	15	76	6/25/99	every year	6/10/15				Loan Modified, Compliance period ended, Final Compliance Issued.
20	Pablo-Davis 9200 W. Vernor 80 units	16	80	12/14/99	every year	7/28/15	In PROGRESS			Final Inspections requested for 13 compliance period ended.
21	Our Home 2023 Tuxedo 34 units	7	34	3/24/00	every year					Compliance period ended, Final Compliance Issued.
22	Morang Apts. 12026 Morang 40 units	8	40	6/8/00	every year	6/10/15				Loan Modified, Compliance period ended, Final Compliance Issued.
23	Woodward Gladstone 9 Gladstone REHAB 9 units	5	9	6/22/00	every 2 years	6/22/14				Last Inspection requested for 16 compliance period ended.
24	Southwest NPHC 250 W. Grand Blvd. 20 units	5	20	6/27/00	every 2 years	6/12/15				Loan Modified, Compliance period ended, Final Compliance Issued.
25	Mildred Smith Manor II 1303 W. Forest 24 units	5	24	6/26/00	every 2 years	6/26/15				Loan Modified, Compliance period ended, Final Compliance Issued.
26	Petoskey Place Apts. 11501 Petoskey 96 units	19	96	10/4/00	every year	10/4/2015				Loan Modified, Compliance period ended, Final Compliance Issued.
27	Reford Manor South 18350 Lasher 58 units	12	58	6/7/01	every year	6/29/15				Loan Modified, Compliance period ended, Final Compliance Issued.
28	Peterboro 10 Peterboro 96 units	14	96	6/28/99	every year	6/30/15				Correcting deficiencies from last Final Inspection. Will issue final Compliance.
29	Simon House 16155 Hubbell 11 units	5	11	8/27/01	every 2 years	8/27/14				Loan Modified, Compliance period ended, Final Compliance Issued.
30	Residential Care Alt. 59 Kenilworth 24 units	5	24	10/4/01	every 2 years	10/4/14				Final Inspections Needed. Compliance period ended.
31	Redford Manor N. 12/21/01	5	24	12/21/01	every 2 years	6/29/13				Loan Modified, Compliance period ended, Final

Planning & Development as of 2/27/2017										
Housing Services Division										
Multi-Family Unit Compliance Inspections for July 1, 2015 thru June 30, 2018										
	Project Name	Min. of	Total	IDIS	Site Insp.	Annual	Date of	Date of	Date of	Pending
	Address	# of	# of	Completion	Frequency	File	Compliance	Compliance	Compliance	Status
	Total No. of Units	Units to	Affordable	Date	1, 2, or 3	Review	Compliance	Compliance	Compliance	
		Inspect	Housing		years	Date Compl	for 2016	for 2017	for 2018	
			Units							
	19233 Lasher									
	24 units									
32	Brush Park Senior	23	113	12/19/01	every year	8/30/15				Inspections required for 16.17.18
	2900 Brush									
	113 units									
33	C & P Fenderson	4	4	12/19/01	every 3 years					Final Compliance Issued
	1516-18 Glynn Ct.									
	4 units									
34	Newberry Homes LDHALP	12	60	1/11/02	every year	1/6/15				Correcting deficiencies from last Final Inspection. Will issue final Compliance.
	4108-31 Street etc.									
	60 units									
35	College Park Manor	6	30	1/31/02	every year	1/11/2015				Final Inspections requested for 17 compliance period ended.
	3843 Puntan									
	30 units									
36	Field Street II	6	28	1/31/02	every year	6/23/15				Final Inspections requested for 17 compliance period ended.
	1014 Field									
	28 units									
37	Southwest Partners	12	60	4/16/02	every year	8/7/15				Correcting deficiencies from last Final Inspection. Will issue final Compliance.
	3615 Vemor									
	60 units									
38	People United As One	7	38	5/9/02	every year	3/31/15				Monitoring and inspections resumed. 2018 Loan Modified to Conditional Loan.
	618-644 Myrtle									
	38 units									
39	SPM & KA	12	60	6/7/02	every year	42162				Correcting deficiencies from last Final Inspection. Will issue final Compliance.
	296 & 356 E. Grand Blvd.									
	60 units									
40	St. Anne. Apts.	13	65	6/23/02	every year	8/24/15				Correcting deficiencies from last Final Inspection. Will issue final Compliance.
	1250-18th Street									
	65 units									
41	Addison Apts.	5	5	4/16/02	every 3 years	4/16/13				Final compliance issued
	14 Charlotte									
	5 of 40 units									
42	Kercheval Townhomes	5	24	8/5/02	every 2 years	8/5/15				Loan Modified, Compliance period ended, Final Compliance Issued.
	8131 Kercheval									
	24 units									
43	Premier Apts.	8	38	10/25/02	every year	2/1/15				Final Inspections requested for 13 compliance period ends 10/25/2017.
	1800-30 Lasher									
	38 units									
44	Robert Thomas Apts.	10	49	11/8/02	every year	11/18/15	7/10/2017			Final Inspections requested, compliance period ended.

Planning & Development as of 9/27/2017										
Housing Services Division										
Multi-Family Unit Compliance Inspections for July 1, 2015 thru June 30, 2018										
	Project Name Address	Min. of # of Units to Inspect	Total # of Affordable Housing Units	IDIS Completion Date	Site Insp. Frequency 1, 2, or 3 years	Annual File Review Date Compl	Date of Compliance Compliance for 2016	Date of Compliance Compliance for 2017	Date of Compliance Compliance for 2018	Pending Status
45	Van Dyke Inv. Corp. 1775 Van Dyke 16 units	5	16	6/20/03	every 2 years	6/20/14				Final Inspection Scheduled. Compliance period ended.
46	Northlawn Gardens Apts. 5545-5706 Northlawn 96 units	19	96	11/13/03	every year	11/11/15	9/13/2018			Final Inspection Scheduled. Compliance period ended.
47	Cadieux Apts. 10435 Cadieux 17 units	5	17	11/20/03	every 2 years	11/20/15				Loan Modified, Compliance period ended, Final Compliance Issued.
48	Second Ave. Apts. 8840 Second 11 units	5	11	12/2/03	every 2 years	12/02/14	11/9/2017			Inspections required for 16.17.18
49	Delray Senior Apts. 275 W. Grand Blvd. 73 units	15	73	2/5/04	every year	11/9/15				Loan Modified, Compliance period ended, Final Compliance Issued.
50	San Juan Apts 4718 Puritan 11 units	5	11	02/05/04	every 2 years	9/13/2018				Loan Modified, Compliance period ended, Final Compliance Issued.
51	East Detroit Homes 12562 Canfield 60 units	12	60	02/10/04	every year	11/10/15				Inspections required for 16.17.18
52	Eastside Detroit Elderly 12801 Mack 54 units	11	54	06/28/04	every year	6/24/15				Inspections required for 16.17.18
53	Brightonoor II 14239 Dolphin 50	10	50	06/30/04	every year	6/24/15				Inspections required for 16.17.18
54	Arcadia Apts. 3501 Woodward 248 units	50	248	09/27/04	every year	10/28/15				Loan Modified, Compliance period ended, Final Compliance Issued.
55	Whittier Apts. 9151 Whittier 21 units	5	21	11/30/04	every year	6/24/15				Inspections required for 16.17.18
56	Genesis Villa 317 Harper 70 of 90	14	70	02/11/05	every year	2/11/2015				Correcting deficiencies from last Final Inspection. Will issue final Compliance.
57	Martin Gardens 1185 Clark Street 50 units	10	50	02/21/05	every year	6/24/15				Correcting deficiencies from last Final Inspection. Will issue final Compliance.
58	Midtown Square 93 Seward 71 units (COBG)	14	71	02/17/05	every year	2/17/2015				Inspections required for 16.17.18

Planning & Development as of 9/27/2017										
Housing Services Division										
Multi-Family Unit Compliance Inspections for July 1, 2015 thru June 30, 2018										
	Project Name Address	Min. of # of Units to Inspect	Total # of Affordable Housing Units	IDIS Completion Date	Site Insp. Frequency 1, 2, or 3 years	Annual File Review Date Compl	Date of Compliance Compliance for 2015	Date of Compliance Compliance for 2017	Date of Compliance Compliance for 2018	Pending Status
59	Brightmoor III 15515 Bender 50 units (S&C&C)	10	50	07/14/05	every year	7/27/15				Inspections required for 16.17.18
60	COTS 5600 Wyoming 35 units	7	35	07/27/05	every year	8/17/15				Correcting deficiencies from last Final Inspection. Will issue final Compliance
61	Springwells Partners II 8715 W. Vernor 34 units	7	34	08/22/05	every year	8/17/15				Inspections required for 16.17.18
62	Springwells Partners I 1930 Cabot 54 units	11	54	08/12/04	every year	9/28/15				Inspections required for 16.17.18
63	Bridgeview I 1050 Field 11 units	5	11	12/02/05	every 2 years	12/02/15		6/5/2018		Inspections required for 16.17.18
64	Devin Apartments 2710 W. Chicago 42 units	9	42	12/01/05	every year	7/9/15	10/11/2018	8/28/2017		Inspections required for 16.17.18
65	Brewer Park Apartments Warren, Mack, 50 units	10	50	09/02/05	every year	3/31/15		12/19/2017		Correcting deficiencies from last Final Inspection. Will issue final Compliance
66	Brightmoor Scattered Sites 14150 Persimmon, etc 50 units	10	50		every year	7/20/15				Inspections required for 16.17.18
67	Woodbridge Est IV Canfield, John C. Lodge 10 of 51 units	5	10					7/10/2017		Inspections required for 16.17.18
68	Riverside Estates 1730 Magnolia 67 units	14	67	11/02/05	every year	11/2/2015		6/2/2017		Inspections required for 16.17.18
69	Norstown Homes 8900 Bessiesmore 50 units	10	50	10/07/05	every year	11/30/15		10/19/2017		Inspections requested and missing Monitoring file docs 13,14, 15
70	Heritage Park Homes 618-644 Myrtle 66 units	14	66	03/01/06	every year	2/28/15		12/7/2017		Inspections requested and missing Monitoring file docs 13,14, 15
71	River Towers 7800 E. Jefferson 472 units	95	472							Compliance Period Satisfied
72	Harmony Village 15050 Blinwood	9	44					8/14/2017		Inspection Required for 13

SAGE ESG Report

9/26/2018

Sage: Reports: HUD ESG CAPER 2017 - By Project Type



HUD ESG CAPER 2017 - By Project Type

Grant: **ESG: Detroit - MI - Report** Type: **CAPER**

Q04a: Project Identifiers in HMIS

Organization Name	City Of Detroit Housing and Revitalization Department
Email unique ID record link	Zndb1bybaC
Organization ID	9567
Project Name	City of Detroit ESG -NLSM-RRH
Project ID	10280
HMIS Project Type	13
Method of Tracking ES	
Is the Services Only (HMIS Project Type 6) affiliated with a residential project?	
Identify the Project ID's of the Housing Projects this Project is Affiliated with	
CSV Exception?	No
Uploaded via emailed hyperlink?	Yes
Project name (user-specified)	NLS 2016-2017 ESG RRH
Project type (user-specified)	PH - Rapid Re-Housing
Organization Name	Covenant House Michigan - Detroit CoC
Email unique ID record link	NNgGRmfZ6L
Organization ID	90
Project Name	1. Covenant House Michigan - Detroit CoC - Caritas Center
Project ID	278
HMIS Project Type	1
Method of Tracking ES	0
Is the Services Only (HMIS Project Type 6) affiliated with a residential project?	
Identify the Project ID's of the Housing Projects this Project is Affiliated with	
CSV Exception?	No
Uploaded via emailed hyperlink?	Yes
Project name (user-specified)	Covenant House Shelter
Project type (user-specified)	Emergency Shelter
Organization Name	City Of Detroit Housing and Revitalization Department
Email unique ID record link	qPpAlaTo1
Organization ID	9567
Project Name	City of Detroit ESG - CCSS Diversion 2016
Project ID	10982
HMIS Project Type	13
Method of Tracking ES	
Is the Services Only (HMIS Project Type 6) affiliated with a residential project?	
Identify the Project ID's of the Housing Projects this Project is Affiliated with	
CSV Exception?	No
Uploaded via emailed hyperlink?	Yes
Project name (user-specified)	Cass Diversion 2016-2017 ESG
Project type (user-specified)	PH - Rapid Re-Housing
Organization Name	Cass Community Social Services - Detroit CoC

https://www.sagehmis.info/secure/reports/filterpages/galactic.aspx?reportID=41&autoexecute=true&Medium=true&client_ID=78881&157.4340=8080... 1/20

9/26/2018

Sage: Reports: HUD ESG CAPER 2017 - By Project Type

Email unique ID record link	3RczOw5kei
Organization ID	84
Project Name	MDHHS - 1, CCSS - Detroit CoC - Interfaith Rotating Shelter (DHS) ESP (B)
Project ID	304
HMIS Project Type	1
Method of Tracking ES	0
Is the Services Only (HMIS Project Type 6) affiliated with a residential project?	
Identify the Project ID's of the Housing Projects this Project is Affiliated with	
CSV Exception?	No
Uploaded via emailed hyperlink?	Yes
Project name (user-specified)	Cass Rotating Shelter
Project type (user-specified)	Emergency Shelter
Organization Name	AFG - Detroit CoC -HYR Services Only - DHS
Email unique ID record link	b40vtruyh
Organization ID	419
Project Name	1, AFG - Detroit CoC - Shelter (18-21) - City ESG Only
Project ID	9498
HMIS Project Type	1
Method of Tracking ES	0
Is the Services Only (HMIS Project Type 6) affiliated with a residential project?	
Identify the Project ID's of the Housing Projects this Project is Affiliated with	
CSV Exception?	No
Uploaded via emailed hyperlink?	Yes
Project name (user-specified)	AFG ESG 18-21
Project type (user-specified)	Emergency Shelter
Organization Name	AFG - Detroit CoC -HYR Services Only - DHS
Email unique ID record link	z4mbvdVld
Organization ID	419
Project Name	1, AFG - Detroit CoC - Basic Center Shelter (Age 15-17) - DHS, HHS, City ESG
Project ID	6852
HMIS Project Type	1
Method of Tracking ES	0
Is the Services Only (HMIS Project Type 6) affiliated with a residential project?	
Identify the Project ID's of the Housing Projects this Project is Affiliated with	
CSV Exception?	No
Uploaded via emailed hyperlink?	Yes
Project name (user-specified)	AFG Basic Shelter 15-17
Project type (user-specified)	Emergency Shelter
Organization Name	City Of Detroit Housing and Revitalization Department
Email unique ID record link	g8hC6x5Hsg
Organization ID	9567
Project Name	City of Detroit ESG - UCHC PREVENTION (2016-2017)
Project ID	11388
HMIS Project Type	12
Method of Tracking ES	
Is the Services Only (HMIS Project Type 6) affiliated with a residential project?	
Identify the Project ID's of the Housing Projects this Project is Affiliated with	
CSV Exception?	No
Uploaded via emailed hyperlink?	Yes

https://www.sagehmis.info/secure/reports/filterpages/galactic.aspx?reportID=41&autoexecute=true&Medium=true&client_ID=78881&157.4340=8080... 2/20

9/26/2018

Sage: Reports: HUD ESG CAPER 2017 - By Project Type

Project name (user-specified)	UHC 18-17 ESG Prevention
Project type (user-specified)	Homelessness Prevention
Organization Name	City Of Detroit Housing and Revitalization Department
Email unique ID record link	JkU27MDLf
Organization ID	9567
Project Name	City of Detroit ESG- SW RRH 2016-2017
Project ID	10446
HMIS Project Type	13
Method of Tracking ES	
Is the Services Only (HMIS Project Type 6) affiliated with a residential project?	
Identify the Project ID's of the Housing Projects this Project is Affiliated with	
CSV Exception?	No
Uploaded via emailed hyperlink?	Yes
Project name (user-specified)	Southwest 2016-2017 ESG RRH
Project type (user-specified)	PH - Rapid Re-Housing
Organization Name	Coordinated Assessment Model - Detroit CoC - HARA Screenings
Email unique ID record link	faHadeUwNZ
Organization ID	9703
Project Name	Coordinated Assessment Model - Detroit CoC - HARA Screenings
Project ID	9703
HMIS Project Type	14
Method of Tracking ES	
Is the Services Only (HMIS Project Type 6) affiliated with a residential project?	
Identify the Project ID's of the Housing Projects this Project is Affiliated with	
CSV Exception?	No
Uploaded via emailed hyperlink?	Yes
Project name (user-specified)	Southwest ESG CAM 2016-2017
Project type (user-specified)	Coordinated Assessment
Organization Name	Operation Get Down- Detroit CoC
Email unique ID record link	LKVufflg8w
Organization ID	1183
Project Name	MDHHS - 1, Operation Get Down - Detroit -Emergency Shelter Program (DHS) ESP (B)
Project ID	1189
HMIS Project Type	1
Method of Tracking ES	0
Is the Services Only (HMIS Project Type 6) affiliated with a residential project?	
Identify the Project ID's of the Housing Projects this Project is Affiliated with	
CSV Exception?	No
Uploaded via emailed hyperlink?	Yes
Project name (user-specified)	Operation Get Down Shelter
Project type (user-specified)	Emergency Shelter
Organization Name	Coordinated Assessment Model - Detroit CoC - HARA Screenings
Email unique ID record link	S6cZhx7Sto
Organization ID	9703
Project Name	Coordinated Assessment Model - Detroit CoC - TUMAINI ACCESS SITE
Project ID	11510
HMIS Project Type	14
Method of Tracking ES	
Is the Services Only (HMIS Project Type 6) affiliated with a residential project?	

https://www.sagehmis.info/secure/reports/filterpages/galactic.aspx?reportID=41&autoexecute=true&Medium=true&client_ID=78881&157.4340=8080... 3/20

9/26/2018

Sage: Reports: HUD ESG CAPER 2017 - By Project Type

Identify the Project ID's of the Housing Projects this Project is Affiliated with	
CSV Exception?	No
Uploaded via emailed hyperlink?	Yes
Project name (user-specified)	Southwest Solutions CAM Tumaini
Project type (user-specified)	Coordinated Assessment
Organization Name	Coordinated Assessment Model - Detroit CoC - HARA Screenings
Email unique ID record link	CaGP8eQnbg
Organization ID	9703
Project Name	Coordinated Assessment Model - Detroit CoC - NOAH ACCESS SITE
Project ID	11511
HMIS Project Type	14
Method of Tracking ES	
Is the Services Only (HMIS Project Type 6) affiliated with a residential project?	
Identify the Project ID's of the Housing Projects this Project is Affiliated with	
CSV Exception?	No
Uploaded via emailed hyperlink?	Yes
Project name (user-specified)	Southwest Solutions CAM NOAH
Project type (user-specified)	Coordinated Assessment
Organization Name	Detroit Rescue Mission Ministries (DRMM) Detroit CoC
Email unique ID record link	PgPfcRTN3B
Organization ID	89
Project Name	MDHHS - 1, DRMM - Detroit CoC -Emergency Shelter Dept. - Genesis House Three (DHS) ES (B)
Project ID	111
HMIS Project Type	1
Method of Tracking ES	0
Is the Services Only (HMIS Project Type 6) affiliated with a residential project?	
Identify the Project ID's of the Housing Projects this Project is Affiliated with	
CSV Exception?	No
Uploaded via emailed hyperlink?	Yes
Project name (user-specified)	Genesis III Shelter
Project type (user-specified)	Emergency Shelter
Organization Name	Detroit Rescue Mission Ministries (DRMM) Detroit CoC
Email unique ID record link	xDZGi74vIk
Organization ID	89
Project Name	1, DRMM-Detroit CoC Warming Center G3 (2015-2016)
Project ID	10852
HMIS Project Type	1
Method of Tracking ES	0
Is the Services Only (HMIS Project Type 6) affiliated with a residential project?	
Identify the Project ID's of the Housing Projects this Project is Affiliated with	
CSV Exception?	No
Uploaded via emailed hyperlink?	Yes
Project name (user-specified)	Genesis III Warming Center
Project type (user-specified)	Emergency Shelter
Organization Name	Detroit Rescue Mission Ministries (DRMM) Detroit CoC
Email unique ID record link	gt9O3ACbyb
Organization ID	89
Project Name	MDHHS - 1, DRMM - Detroit CoC - Emergency Shelter - Genesis House Two DHS ESP
Project ID	10851

https://www.sagehmis.info/secure/reports/filterpages/galactic.aspx?reportID=41&autoexecute=true&Medium=true&client_ID=78881&157.4340=8080... 4/20

9/26/2018

Sage: Reports: HUD ESG CAPER 2017 - By Project Type

HMIS Project Type	1
Method of Tracking ES	0
Is the Services Only (HMIS Project Type 6) affiliated with a residential project?	
Identify the Project ID's of the Housing Projects this Project is Affiliated with	
CSV Exception?	No
Uploaded via emailed hyperlink?	Yes
Project name (user-specified)	Genesis II Shelter
Project type (user-specified)	Emergency Shelter
Organization Name	Detroit Rescue Mission Ministries (DRMM) Detroit CoC
Email unique ID record link	gop1H1ARPN
Organization ID	89
Project Name	MDHHS - 1, DRMM - Detroit CoC - Emergency Shelter Dept. - Detroit Rescue Mission DHS ES (B)
Project ID	112
HMIS Project Type	1
Method of Tracking ES	0
Is the Services Only (HMIS Project Type 6) affiliated with a residential project?	
Identify the Project ID's of the Housing Projects this Project is Affiliated with	
CSV Exception?	No
Uploaded via emailed hyperlink?	Yes
Project name (user-specified)	Third Street Shelter
Project type (user-specified)	Emergency Shelter
Organization Name	Detroit Rescue Mission Ministries (DRMM) Detroit CoC
Email unique ID record link	97lqgAjZUI
Organization ID	89
Project Name	1, DRMM-Detroit CoC-Warming Center
Project ID	10145
HMIS Project Type	1
Method of Tracking ES	0
Is the Services Only (HMIS Project Type 6) affiliated with a residential project?	
Identify the Project ID's of the Housing Projects this Project is Affiliated with	
CSV Exception?	No
Uploaded via emailed hyperlink?	Yes
Project name (user-specified)	DRMM Third Street Warming Center
Project type (user-specified)	Emergency Shelter
Organization Name	Cass Community Social Services - Detroit CoC
Email unique ID record link	j3Pn47jEHk
Organization ID	84
Project Name	MDHHS - 1, CCSS - Detroit CoC - Warming Center (DHS) ESP
Project ID	307
HMIS Project Type	1
Method of Tracking ES	0
Is the Services Only (HMIS Project Type 6) affiliated with a residential project?	
Identify the Project ID's of the Housing Projects this Project is Affiliated with	
CSV Exception?	No
Uploaded via emailed hyperlink?	Yes
Project name (user-specified)	Cass Warming Center
Project type (user-specified)	Emergency Shelter
Organization Name	Cass Community Social Services - Detroit CoC
Email unique ID record link	9f0ShKYXfb

https://www.sagehmis.info/secure/reports/filterpages/galactic.aspx?reportID=41&autoexecute=true&Medium=true&client_ID=78881&157.4340=8080... 5/20

9/26/2018

Sage: Reports: HUD ESG CAPER 2017 - By Project Type

Organization ID	84
Project Name	MDHHS - 1, CCSS - Detroit CoC - Cass Community Family Shelter (DHS) ESP B
Project ID	6472
HMIS Project Type	1
Method of Tracking ES	0
Is the Services Only (HMIS Project Type 6) affiliated with a residential project?	
Identify the Project ID's of the Housing Projects this Project is Affiliated with	
CSV Exception?	No
Uploaded via emailed hyperlink?	Yes
Project name (user-specified)	Cass ESG Shelter
Project type (user-specified)	Emergency Shelter
Organization Name	The Salvation Army - Detroit CoC
Email unique ID record link	fPKoT0eS6G
Organization ID	92
Project Name	MDHHS - 1, Salvation Army - Detroit CoC - New Booth Shelter (DHS) ESP (B)
Project ID	10617
HMIS Project Type	1
Method of Tracking ES	0
Is the Services Only (HMIS Project Type 6) affiliated with a residential project?	
Identify the Project ID's of the Housing Projects this Project is Affiliated with	
CSV Exception?	No
Uploaded via emailed hyperlink?	Yes
Project name (user-specified)	Salvation Army Shelter
Project type (user-specified)	Emergency Shelter
Organization Name	Mariners Inn - Detroit CoC
Email unique ID record link	CXa7Sv7dFc
Organization ID	86
Project Name	1, Mariners Inn-Detroit CoC - Shelter
Project ID	3021
HMIS Project Type	1
Method of Tracking ES	0
Is the Services Only (HMIS Project Type 6) affiliated with a residential project?	
Identify the Project ID's of the Housing Projects this Project is Affiliated with	
CSV Exception?	No
Uploaded via emailed hyperlink?	Yes
Project name (user-specified)	Mariners Inn Shelter
Project type (user-specified)	Emergency Shelter
Organization Name	COTS (Coalition on Temporary Shelter) Detroit CoC
Email unique ID record link	rEL7AsrFK
Organization ID	85
Project Name	MDHHS - 1, COTS-Detroit CoC - Emergency Shelter (Peterboro) (DHS) ESP
Project ID	261
HMIS Project Type	1
Method of Tracking ES	0
Is the Services Only (HMIS Project Type 6) affiliated with a residential project?	
Identify the Project ID's of the Housing Projects this Project is Affiliated with	
CSV Exception?	No
Uploaded via emailed hyperlink?	Yes
Project name (user-specified)	Coalition on Temporary Shelter

https://www.sagehmis.info/secure/reports/filterpages/galactic.aspx?reportID=41&autoexecute=true&Medium=true&client_ID=78881&157.4340=8080... 6/20

9/26/2018

Sage: Reports: HUD ESG CAPER 2017 - By Project Type

Project type (user-specified)	Emergency Shelter
Organization Name	City Of Detroit Housing and Revitalization Department
Email unique ID record link	3tkvQKTCIP
Organization ID	9567
Project Name	CITY OF DETROIT ESG - THAW PREVENTION (2016-2017)
Project ID	10962
HMIS Project Type	12
Method of Tracking ES	
Is the Services Only (HMIS Project Type 6) affiliated with a residential project?	
Identify the Project ID's of the Housing Projects this Project is Affiliated with	
CSV Exception?	No
Uploaded via emailed hyperlink?	Yes
Project name (user-specified)	THAW 2016-2017 ESG Prevention
Project type (user-specified)	Homelessness Prevention
Organization Name	Region 10 Detroit HMIS Collaborative
Email unique ID record link	00KGebrQ6R
Organization ID	83
Project Name	CITY OF DETROIT ESG- DHD - STREET OUTREACH
Project ID	11550
HMIS Project Type	4
Method of Tracking ES	
Is the Services Only (HMIS Project Type 6) affiliated with a residential project?	
Identify the Project ID's of the Housing Projects this Project is Affiliated with	
CSV Exception?	No
Uploaded via emailed hyperlink?	Yes
Project name (user-specified)	Occupied Outreach
Project type (user-specified)	Street Outreach
Organization Name	Neighborhood Service Organization - Detroit CoC
Email unique ID record link	WyPqQ2x3F2
Organization ID	1135
Project Name	MDHHS - NSO - Detroit CoC- Tumaini Center (DHS) ESP (B)
Project ID	1182
HMIS Project Type	1
Method of Tracking ES	0
Is the Services Only (HMIS Project Type 6) affiliated with a residential project?	
Identify the Project ID's of the Housing Projects this Project is Affiliated with	
CSV Exception?	No
Uploaded via emailed hyperlink?	Yes
Project name (user-specified)	NSO Tumaini Center
Project type (user-specified)	Emergency Shelter
Organization Name	YWCA
Email unique ID record link	1GhGZ6p9ia
Organization ID	
Project Name	YWCA Interim House
Project ID	
HMIS Project Type	1
Method of Tracking ES	
Is the Services Only (HMIS Project Type 6) affiliated with a residential project?	
Identify the Project ID's of the Housing Projects this Project is Affiliated with	

https://www.sagehmis.info/secure/reports/filterpages/galactic.aspx?reportID=41&autoexecute=true&Medium=true&client_ID=78881&157.4340=8080... 7/20

9/26/2018

Sage: Reports: HUD ESG CAPER 2017 - By Project Type

CSV Exception?	Yes
Uploaded via emailed hyperlink?	Yes
Project name (user-specified)	YWCA Interim House
Project type (user-specified)	Emergency Shelter

Q05a: Report Validations Table

Total Number of Persons Served	10085
Number of Adults (Age 18 or Over)	7646
Number of Children (Under Age 18)	2737
Number of Persons with Unknown Age	162
Number of Leavers	9421
Number of Adult Leavers	6951
Number of Adult and Head of Household Leavers	6983
Number of Stayers	894
Number of Adult Stayers	553
Number of Veterans	377
Number of Chronically Homeless Persons	1451
Number of Youth Under Age 25	1554
Number of Parenting Youth Under Age 25 with Children	377
Number of Adult Heads of Household	7359
Number of Child and Unknown-Age Heads of Household	33
Heads of Households and Adult Stayers in the Project 365 Days or More	26

Q06a: Data Quality: Personally Identifying Information (PII)

Data Element	Client Doesn't Know/Refused	Information Missing	Data Issues	% of Error Rate
Name	0	3	10	0.00 %
Social Security Number	480	135	3589	0.42 %
Date of Birth	0	21	4	0.00 %
Race	17	74	0	0.01 %
Ethnicity	12	86	0	0.01 %
Gender	0	18	0	0.00 %
Overall Score				0.42 %

Q06b: Data Quality: Universal Data Elements

	Error Count	% of Error Rate
Veteran Status	77	1.01 %
Project Start Date	0	0.00 %
Relationship to Head of Household	127	1.26 %
Client Location	201	2.72 %
Disabling Condition	175	1.74 %

Q06c: Data Quality: Income and Housing Data Quality

	Error Count	% of Error Rate
Destination	8	0.08 %
Income and Sources at Start	410	5.55 %
Income and Sources at Annual Assessment	0	0.00 %
Income and Sources at Exit	458	6.56 %

https://www.sagehmis.info/secure/reports/filterpages/galactic.aspx?reportID=41&autoexecute=true&Medium=true&client_ID=78881&157.4340=8080... 8/20

Q06d: Data Quality: Chronic Homelessness

	Count of Total Records	Missing Time in Institution	Missing Time in Housing	Approximate Date Started DK/R/missing	Number of Times DK/R/missing	Number of Months DK/R/missing	% of Records Unable to Calculate
ES, SH, Street Outreach	5017	0	0	993	665	679	0.20
TH	0	0	0	0	0	0	—
PH (All)	226	0	0	2	0	1	7041.49
Total	5243	0	0	0	0	0	0.20

Q06e: Data Quality: Timeliness

	Number of Project Entry Records	Number of Project Exit Records
0 days	3955	2235
1-3 Days	2498	2107
4-6 Days	671	721
7-10 Days	638	665
11+ Days	1958	3692

Q06f: Data Quality: Inactive Records: Street Outreach & Emergency Shelter

	# of Records	# of Inactive Records	% of Inactive Records
Contact (Adults and Heads of Household in Street Outreach or ES - NBN)	88	0	0.00 %
Bed Night (All Clients in ES - NBN)	230	0	0.00 %

Q07a: Number of Persons Served

	Total	Without Children	With Children and Adults	With Only Children	Unknown Household Type
Adults	7504	6029	1385	0	1
Children	2797	0	2611	37	1
Client Doesn't Know/ Client Refused	0	0	0	0	0
Data Not Collected	20	0	0	0	20
Total	10315	6029	3997	37	22

Q08a: Households Served

	Total	Without Children	With Children and Adults	With Only Children	Unknown Household Type
Total Households	7392	5987	1384	19	2

Q08b: Point-in-Time Count of Households on the Last Wednesday

	Total	Without Children	With Children and Adults	With Only Children	Unknown Household Type
January	708	553	154	1	0
April	638	460	178	0	0
July	576	449	126	1	0
October	577	441	136	0	0

Q09a: Number of Persons Contacted

	All Persons Contacted	First contact – NOT staying on the Streets, ES, or SH	First contact – WAS staying on Streets, ES, or SH	First contact – Worker unable to determine
Once	1	0	1	0
2-5 Times	0	0	0	0
6-9 Times	0	0	0	0
10+ Times	0	0	88	0
Total Persons Contacted	1	0	89	0

Q09b: Number of Persons Engaged

	All Persons Contacted	First contact – NOT staying on the Streets, ES, or SH	First contact – WAS staying on Streets, ES, or SH	First contact – Worker unable to determine
Once	0	0	0	0
2-5 Contacts	0	0	0	0
6-9 Contacts	0	0	0	0
10+ Contacts	0	0	88	0
Total Persons Engaged	0	0	88	0
Rate of Engagement	0.00	0.00	0.00	0.00

Q10a: Gender of Adults

	Total	Without Children	With Children and Adults	Unknown Household Type
Male	4436	4360	76	0
Female	3060	1671	1310	1
Trans Male (FTM or Female to Male)	14	14	0	0
Trans Female (MTF or Male to Female)	2	2	0	0
Gender Non-Conforming (i.e. not exclusively male or female)	1	1	0	0
Client Doesn't Know/Client Refused	0	0	0	0
Data Not Collected	1	1	0	0
Subtotal	7504	6049	1386	1

Q10b: Gender of Children

	Total	With Children and Adults	With Only Children	Unknown Household Type
Male	1345	1265	12	1
Female	1446	1346	25	0
Trans Male (FTM or Female to Male)	0	0	0	0
Trans Female (MTF or Male to Female)	0	0	0	0
Gender Non-Conforming (i.e. not exclusively male or female)	0	0	0	0
Client Doesn't Know/Client Refused	0	0	0	0
Data Not Collected	0	0	0	0
Subtotal	2791	2611	37	1

Q10c: Gender of Persons Missing Age Information

	Total	Without Children	With Children and Adults	With Only Children	Unknown Household Type
Male	3	0	0	0	3
Female	0	0	0	0	0
Trans Male (FTM or Female to Male)	0	0	0	0	0
Trans Female (MTF or Male to Female)	0	0	0	0	0
Gender Non-Conforming (i.e. not exclusively male or female)	0	0	0	0	0
Client Doesn't Know/Client Refused	0	0	0	0	0
Data Not Collected	17	0	0	0	17
Subtotal	20	0	0	0	20

Q10d: Gender by Age Ranges

	Total	Under Age 18	Age 18-24	Age 25-61	Age 62 and over	Client Doesn't Know/ Client Refused	Data Not Collected
Male	5784	1345	664	3247	525	0	3
Female	4495	1430	822	2062	153	0	0
Trans Female (MTF or Male to Female)	14	0	2	11	1	0	0
Trans Male (FTM or Female to Male)	2	0	2	0	0	0	0
Gender Non-Conforming (i.e. not exclusively male or female)	1	0	0	1	0	0	0
Client Doesn't Know/Client Refused	0	0	0	0	0	0	0
Data Not Collected	18	0	0	1	0	0	17
Subtotal	10315	2775	1490	5322	708	0	20

Q11: Age

	Total	Without Children	With Children and Adults	With Only Children	Unknown Household Type
Under 5	1282	0	1230	10	0
5 - 12	1178	0	1109	6	0
13 - 17	331	0	272	21	1
18 - 24	1441	1067	374	0	0
25 - 34	1600	941	659	0	0
35 - 44	1104	875	228	0	1
45 - 54	1508	1415	93	0	0
55 - 61	1084	1063	21	0	0
62+	679	668	11	0	0
Client Doesn't Know/Client Refused	0	0	0	0	0
Data Not Collected	20	0	0	0	20
Total	10227	6029	3997	37	22

Q12a: Race

	Total	Without Children	With Children and Adults	With Only Children	Unknown Household Type
White	697	645	44	1	0
Black or African American	9278	5174	3853	35	4
Asian	30	20	7	0	0
American Indian or Alaska Native	29	23	5	1	0
Native Hawaiian or Other Pacific Islander	8	4	4	0	0
Multiple Races	173	91	74	0	0
Client Doesn't Know/Client Refused	26	16	10	0	0
Data Not Collected	74	56	0	0	18
Total	10315	6029	3997	37	22

https://www.sagehmis.info/secure/reports/filterpages/galactic.aspx?reportID=41&autoexecute=true&Medium=true&client_ID=78881&157.4340=808... 11/20

Q12b: Ethnicity

	Total	Without Children	With Children and Adults	With Only Children	Unknown Household Type
Non-Hispanic/Non-Latino	10053	5861	4152	36	4
Hispanic/Latino	163	111	51	1	0
Client Doesn't Know/Client Refused	12	8	4	0	0
Data Not Collected	87	69	0	0	18
Total	10315	6049	4207	37	22

Q13a1: Physical and Mental Health Conditions at Start

	Total Persons	Without Children	With Children and Adults	With Only Children	Unknown Household Type
Mental Health Problem	2528	2241	282	4	1
Alcohol Abuse	134	128	6	0	0
Drug Abuse	219	215	4	0	0
Both Alcohol and Drug Abuse	255	249	5	1	0
Chronic Health Condition	570	464	106	0	0
HIV/AIDS	43	41	2	0	0
Developmental Disability	360	218	142	0	0
Physical Disability	1584	1403	181	0	0

Q13b1: Physical and Mental Health Conditions at Exit

	Total Persons	Without Children	With Children and Adults	With Only Children	Unknown Household Type
Mental Health Problem	2511	2191	260	4	1
Alcohol Abuse	145	127	5	0	0
Drug Abuse	241	211	3	0	0
Both Alcohol and Drug Abuse	260	229	5	0	0
Chronic Health Condition	561	469	85	0	0
HIV/AIDS	41	38	2	0	0
Developmental Disability	330	196	119	0	0
Physical Disability	1547	1332	157	0	0

Q13c1: Physical and Mental Health Conditions for Stayers

	Total Persons	Without Children	With Children and Adults	With Only Children	Unknown Household Type
Mental Health Problem	167	132	35	0	0
Alcohol Abuse	7	6	1	0	0
Drug Abuse	14	13	1	0	0
Both Alcohol and Drug Abuse	23	22	0	1	0
Chronic Health Condition	53	31	22	0	0
HIV/AIDS	4	4	0	0	0
Developmental Disability	44	18	26	0	0
Physical Disability	123	99	24	0	0

Q14a: Domestic Violence History

	Total	Without Children	With Children and Adults	With Only Children	Unknown Household Type
Yes	1557	832	510	215	0
No	5969	5071	883	14	1
Client Doesn't Know/Client Refused	7	6	1	0	0
Data Not Collected	146	140	5	0	1
Total	7579	6049	1399	229	2

Q14b: Persons Fleeing Domestic Violence

	Total	Without Children	With Children and Adults	With Only Children	Unknown Household Type
Yes	614	215	187	70	0
No	899	583	313	3	0
Client Doesn't Know/Client Refused	5	4	1	0	0
Data Not Collected	39	30	9	0	0
Total	1557	832	510	73	0

Q15: Living Situation

	Total	Without Children	With Children and Adults	With Only Children	Unknown Household Type
Homeless Situations	0	0	0	0	0
Emergency shelter, including hotel or motel paid for with emergency shelter voucher	2094	1701	304	1	0
Transitional housing for homeless persons (including homeless youth)	69	61	8	0	0
Place not meant for habitation	1621	1366	250	4	1
Safe Haven	89	84	4	1	0
Interim Housing	5	4	1	0	0
Subtotal	3878	3216	567	6	1
Institutional Settings	0	0	0	0	0
Psychiatric hospital or other psychiatric facility	73	71	2	0	0
Substance abuse treatment facility or detox center	103	98	5	0	0
Hospital or other residential non-psychiatric medical facility	141	137	4	0	0
Jail, prison or juvenile detention facility	71	71	0	0	0
Foster care home or foster care group home	36	34	2	0	0
Long-term care facility or nursing home	13	13	0	0	0
Residential project or halfway house with no homeless criteria	12	12	0	0	0
Subtotal	449	436	13	0	0
Other Locations	0	0	0	0	0
Permanent housing (other than RRH) for formerly homeless persons	2	2	0	0	0
Owned by client, no ongoing housing subsidy	56	30	26	0	0
Owned by client, with ongoing housing subsidy	4	4	0	0	0
Rental by client, no ongoing housing subsidy	450	290	160	0	0
Rental by client, with VASH subsidy	11	9	2	0	0
Rental by client with GPD TIP subsidy	0	0	0	0	0
Rental by client, with other housing subsidy (including RRH)	128	92	36	0	0
Hotel or motel paid for without emergency shelter voucher	177	122	55	0	0
Staying or living in a friend's room, apartment or house	961	733	223	5	0
Staying or living in a family member's room, apartment or house	1188	868	312	8	0
Client Doesn't Know/Client Refused	7	7	0	0	0
Data Not Collected	223	217	5	0	1
Subtotal	3207	2374	819	13	1
Total	7449	6029	1389	19	2

Q20a: Type of Non-Cash Benefit Sources

	Benefit at Start	Benefit at Latest Annual Assessment for Stayers	Benefit at Exit for Leavers
Supplemental Nutritional Assistance Program	3543	16	3265
WIC	210	1	159
TANF Child Care Services	50	0	15
TANF Transportation Services	6	0	7
Other TANF-Funded Services	13	0	15
Other Source	68	0	74

Q21: Health Insurance

	At Start	At Annual Assessment for Stayers	At Exit for Leavers
Medicaid	7207	27	6803
Medicare	878	3	848
State Children's Health Insurance Program	39	0	53
VA Medical Services	160	0	155
Employer Provided Health Insurance	128	3	129
Health Insurance Through COBRA	17	0	12
Private Pay Health Insurance	58	0	55
State Health Insurance for Adults	297	1	291
Indian Health Services Program	22	0	17
Other	40	0	44
No Health Insurance	1830	11	1598
Client Doesn't Know/Client Refused	15	0	12
Data Not Collected	322	0	256
Number of Stayers Not Yet Required to Have an Annual Assessment	0	864	0
1 Source of Health Insurance	7173	25	6645
More than 1 Source of Health Insurance	758	4	708

Q22a2: Length of Participation – ESG Projects

	Total	Leavers	Stayers
0 to 7 days	5524	5360	164
8 to 14 days	717	624	93
15 to 21 days	567	483	84
22 to 30 days	478	419	59
31 to 60 days	1076	925	151
61 to 90 days	856	593	93
91 to 180 days	594	446	148
181 to 365 days	196	124	62
366 to 730 days (1-2 Yrs)	76	42	34
731 to 1,095 days (2-3 Yrs)	10	4	6
1,096 to 1,460 days (3-4 Yrs)	1	1	0
1,461 to 1,825 days (4-5 Yrs)	0	0	0
More than 1,825 days (> 5 Yrs)	0	0	0
Data Not Collected	0	0	0
Total	10085	9421	894

Q22c: RRH Length of Time between Project Start Date and Housing Move-in Date

	Total	Without Children	With Children and Adults	With Only Children	Unknown Household Type
7 days or less	23	2	21	0	0
8 to 14 days	5	1	4	0	0
15 to 21 days	22	0	22	0	0
22 to 30 days	17	1	16	0	0
31 to 60 days	60	11	49	0	0
61 to 180 days	323	8	85	0	0
181 to 365 days	5	1	4	0	0
366 to 730 days (1-2 Yrs)	0	0	0	0	0
Data Not Collected	415	25	390	0	0
Total	870	49	591	0	0

Q22d: Length of Participation by Household Type

	Total	Without Children	With Children and Adults	With Only Children	Unknown Household Type
7 days or less	5524	4154	1341	11	18
8 to 14 days	717	439	269	5	4
15 to 21 days	567	253	297	17	0
22 to 30 days	478	221	256	1	0
31 to 60 days	1076	394	680	2	0
61 to 90 days	856	255	601	0	0
91 to 180 days	824	192	421	211	0
181 to 365 days	196	95	91	0	0
366 to 730 days (1-2 Yrs)	76	37	39	0	0
731 to 1,095 days (2-3 Yrs)	10	8	2	0	0
1,096 to 1,460 days (3-4 Yrs)	1	1	0	0	0
1,461 to 1,825 days (4-5 Yrs)	0	0	0	0	0
More than 1,825 days (> 5 Yrs)	0	0	0	0	0
Data Not Collected	0	0	0	0	0
Total	10315	6049	3997	247	22

Q23a: Exit Destination – More Than 90 Days

	Total	Without Children	With Children and Adults	With Only Children	Unknown Household Type
Permanent Destinations	0	0	0	0	0
Moved from one HOPWA funded project to HOPWA PH	0	0	0	0	0
Owned by client, no ongoing housing subsidy	0	0	0	0	0
Owned by client, with ongoing housing subsidy	0	0	0	0	0
Rental by client, no ongoing housing subsidy	16	6	10	0	0
Rental by client, with VASH housing subsidy	3	1	2	0	0
Rental by client, with GPD TIP housing subsidy	0	0	0	0	0
Rental by client, with other ongoing housing subsidy	72	3	69	0	0
Permanent housing (other than RRH) for formerly homeless persons	0	0	0	0	0
Staying or living with family, permanent tenure	3	1	2	0	0
Staying or living with friends, permanent tenure	4	0	4	0	0
Rental by client, with RRH or equivalent subsidy	1	1	0	0	0
Subtotal	99	12	87	0	0
Temporary Destinations	0	0	0	0	0
Emergency shelter, including hotel or motel paid for with emergency shelter voucher	3	3	0	0	0
Moved from one HOPWA funded project to HOPWA TH	0	0	0	0	0
Transitional housing for homeless persons (including homeless youth)	0	0	0	0	0
Staying or living with family, temporary tenure (e.g. room, apartment or house)	0	0	0	0	0
Staying or living with friends, temporary tenure (e.g. room, apartment or house)	0	0	0	0	0
Place not meant for habitation (e.g., a vehicle, an abandoned building, bus/train/subway station/airport or anywhere outside)	0	0	0	0	0
Safe Haven	0	0	0	0	0
Hotel or motel paid for without emergency shelter voucher	0	0	0	0	0
Subtotal	3	3	0	0	0
Institutional Settings	0	0	0	0	0
Foster care home or group foster care home	0	0	0	0	0
Psychiatric hospital or other psychiatric facility	0	0	0	0	0
Substance abuse treatment facility or detox center	1	1	0	0	0
Hospital or other residential non-psychiatric medical facility	0	0	0	0	0
Jail, prison, or juvenile detention facility	0	0	0	0	0
Long-term care facility or nursing home	0	0	0	0	0
Subtotal	1	1	0	0	0
Other Destinations	0	0	0	0	0
Residential project or halfway house with no homeless criteria	0	0	0	0	0
Deceased	0	0	0	0	0
Other	0	0	0	0	0
Client Doesn't Know/Client Refused	0	0	0	0	0
Data Not Collected (no exit interview completed)	0	0	0	0	0
Subtotal	0	0	0	0	0
Total	103	16	87	0	0
Total persons exiting to positive housing destinations	99	12	87	0	0
Total persons whose destinations excluded them from the calculation	0	0	0	0	0
Percentage	96.12 %	75.00 %	100.00 %	—	—

Q23b: Exit Destination – 90 Days or Less

	Total	Without Children	With Children and Adults	With Only Children	Unknown Household Type
Permanent Destinations	0	0	0	0	0
Moved from one HOPWA funded project to HOPWA PH	0	0	0	0	0
Owned by client, no ongoing housing subsidy	0	0	0	0	0
Owned by client, with ongoing housing subsidy	0	0	0	0	0
Rental by client, no ongoing housing subsidy	82	2	80	0	0
Rental by client, with VASH housing subsidy	0	0	0	0	0
Rental by client, with GPD TIP housing subsidy	0	0	0	0	0
Rental by client, with other ongoing housing subsidy	25	1	24	0	0
Permanent housing (other than RRH) for formerly homeless persons	0	0	0	0	0
Staying or living with family, permanent tenure	86	2	84	0	0
Staying or living with friends, permanent tenure	76	0	76	0	0
Rental by client, with RRH or equivalent subsidy	13	2	11	0	0
Subtotal	282	7	275	0	0
Temporary Destinations	0	0	0	0	0
Emergency shelter, including hotel or motel paid for with emergency shelter voucher	94	1	20	0	0
Moved from one HOPWA funded project to HOPWA TH	0	0	0	0	0
Transitional housing for homeless persons (including homeless youth)	0	0	0	0	0
Staying or living with family, temporary tenure (e.g. room, apartment or house)	54	0	0	0	0
Staying or living with friends, temporary tenure (e.g. room, apartment or house)	39	0	0	0	0
Place not meant for habitation (e.g., a vehicle, an abandoned building, bus/train/subway station/airport or anywhere outside)	20	0	0	0	0
Safe Haven	17	0	0	0	0
Hotel or motel paid for without emergency shelter voucher	27	0	0	0	0
Subtotal	251	1	20	0	0
Institutional Settings	0	0	0	0	0
Foster care home or group foster care home	0	0	0	0	0
Psychiatric hospital or other psychiatric facility	0	0	0	0	0
Substance abuse treatment facility or detox center	0	0	0	0	0
Hospital or other residential non-psychiatric medical facility	0	0	0	0	0
Jail, prison, or juvenile detention facility	0	0	0	0	0
Long-term care facility or nursing home	0	0	0	0	0
Subtotal	0	0	0	0	0
Other Destinations	0	0	0	0	0
Residential project or halfway house with no homeless criteria	0	0	0	0	0
Deceased	4	1	3	0	0
Other	6	0	6	0	0
Client Doesn't Know/Client Refused	0	0	0	0	0
Data Not Collected (no exit interview completed)	0	0	0	0	0
Subtotal	10	1	9	0	0
Total	313	9	304	0	0
Total persons exiting to positive housing destinations	282	7	275	0	0
Total persons whose destinations excluded them from the calculation	4	1	3	0	0
Percentage	91.25 %	87.50 %	91.36 %	—	—

Q23c: Exit Destination - All persons

	Total	Without Children	With Children and Adults	With Only Children	Unknown Household Type
Moved from one HOPWA funded project to HOPWA PH	0	0	0	0	0
Owned by client, no ongoing housing subsidy	79	19	59	0	1
Owned by client, with ongoing housing subsidy	7	0	7	0	0
Rental by client, no ongoing housing subsidy	547	101	446	0	0
Rental by client, with VASH housing subsidy	15	8	7	0	0
Rental by client, with GPD TIP housing subsidy	1	1	0	0	0
Rental by client, with other ongoing housing subsidy	427	83	342	2	0
Permanent housing (other than RRH) for formerly homeless persons	91	53	38	0	0
Staying or living with family, permanent tenure	597	216	384	13	4
Staying or living with friends, permanent tenure	132	97	35	0	0
Rental by client, with RRH or equivalent subsidy	144	39	104	1	0
Subtotal	2040	617	1402	16	5
Emergency shelter, including hotel or motel paid for with emergency shelter voucher	5947	4477	1376	4	17
Moved from one HOPWA funded project to HOPWA TH	0	0	0	0	0
Transitional housing for homeless persons (including homeless youth)	148	68	68	12	0
Staying or living with family, temporary tenure (e.g. room, apartment or house)	243	99	90	0	0
Staying or living with friends, temporary tenure (e.g. room, apartment or house)	322	215	68	0	0
Place not meant for habitation (e.g., a vehicle, an abandoned building, bus/train/subway station/airport or anywhere outside)	37	12	5	0	0
Safe Haven	17	0	0	0	0
Hotel or motel paid for without emergency shelter voucher	31	4	0	0	0
Subtotal	6745	4875	1607	16	17
Foster care home or group foster care home	20	16	4	0	0
Psychiatric hospital or other psychiatric facility	14	10	3	1	0
Substance abuse treatment facility or detox center	18	18	0	0	0
Hospital or other residential non-psychiatric medical facility	22	17	5	0	0
Jail, prison, or juvenile detention facility	18	8	10	0	0
Long-term care facility or nursing home	2	2	0	0	0
Subtotal	94	71	22	1	0
Residential project or halfway house with no homeless criteria	1	1	0	0	0
Deceased	6	4	2	0	0
Other	39	25	12	2	0
Client Doesn't Know/Client Refused	6	6	0	0	0
Data Not Collected (no exit interview completed)	74	28	46	0	0
Subtotal	126	64	60	2	0
Total	8775	5627	3091	35	22
Total persons exiting to positive housing destinations	1464	484	980	16	4
Total persons whose destinations excluded them from the calculation	46	38	8	0	0

Q24: Homelessness Prevention Housing Assessment at Exit

	Total	Without Children	With Children and Adults	With Only Children	Unknown Household Type
Able to maintain the housing they had at project start--Without a subsidy	346	70	275	0	1
Able to maintain the housing they had at project start--With the subsidy they had at project start	100	43	57	0	0
Able to maintain the housing they had at project start--With an on-going subsidy acquired since project start	1	1	0	0	0
Able to maintain the housing they had at project start--Only with financial assistance other than a subsidy	0	0	0	0	0
Moved to new housing unit--With on-going subsidy	18	1	17	0	0
Moved to new housing unit--Without an on-going subsidy	14	4	10	0	0
Moved in with family/friends on a temporary basis	1	1	0	0	0
Moved in with family/friends on a permanent basis	0	0	0	0	0
Moved to a transitional or temporary housing facility or program	0	0	0	0	0
Client became homeless -- moving to a shelter or other place unfit for human habitation	0	0	0	0	0
Client went to jail/prison	0	0	0	0	0
Client died	0	0	0	0	0
Client doesn't know/Client refused	0	0	0	0	0
Data not collected (no exit interview completed)	93	10	83	0	0
Total	573	130	442	0	1

Q25a: Number of Veterans

	Total	Without Children	With Children and Adults	Unknown Household Type
Chronically Homeless Veteran	75	73	2	0
Non-Chronically Homeless Veteran	302	282	18	0
Not a Veteran	7193	5598	1366	1
Client Doesn't Know/Client Refused	2	2	0	0
Data Not Collected	74	74	0	0
Total	7646	6029	1386	1

Q26b: Number of Chronically Homeless Persons by Household

	Total	Without Children	With Children and Adults	With Only Children	Unknown Household Type
Chronically Homeless	1451	1224	227	0	0
Not Chronically Homeless	7569	3867	3677	23	2
Client Doesn't Know/Client Refused	19	19	0	0	0
Data Not Collected	1046	919	93	14	20
Total	10085	6029	3997	37	22

https://www.sagehmis.info/secure/reports/filterpages/galactic.aspx?reportID=41&autoexecute=true&Medium=true&client_ID=78881&157.4340=808... 20/20