



24293 Telegraph Road #180  
Southfield MI 48033



**BILL TO:**

**SHIP TO:**

**Phone**

**Phone**

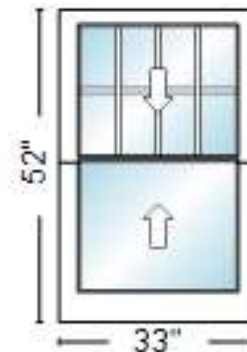
**Email:**

**Fax**

QUOTE #	QUOTE NAME	CUSTOMER PO#	JOB NAME	PROJECT	PO #
1788784	Steven Mamat			Unassigned	

LINE #	LINE TYPE	DESCRIPTION	QTY	U/M	NET PRICE	EXTENDED
100-1	WindowAndDoor	PK- 362	6	EA	\$2,696.07	\$16,176.43

MARCH 2ND, 2023 PRICEBOOK  
 Westchester Windows Double Hung Operating 33 x 52  
 Custom: Frame Width = 33, Frame Height = 52, Sash Split = 50/50,  
 Screen Width = 31.5, Screen Height = 50.8125  
 Complete Unit, CoreGuard Plus  
 Frame = White 001, Weatherstrip Color = Black, Clad Finish = AAMA  
 2605, Ultra Coat White, Pine Interior, Visible Interior Vinyl  
 Profile: White  
 Sash = White 001, Sash-Panel Clad Finish = AAMA 2605, Ultra Coat  
 White, Sash-Panel Weatherstrip Color = Black  
 Low-E, Traditional Sash Profile, Argon Gas, Black Warm Edge Spacer,  
 3/4"  
 Full Screen Applied, FlexScreen, View Clear Mesh  
 Applied Hdwe, Hdwe = White, Concealed Jambliner, Coil Balance,  
 Bronze Jambliner, 2-Locks, Non-Tilt Adapter = No  
 Unit 1 Bottom: None  
 Unit 1 Top: SDL, Equal, Traditional, 5/8", Exterior = White 001, Interior  
 Ultra Coat = White, Pine Interior, w/ Shadow Bar, Shadow Bar Color =  
 Dark Bronze Anodized, 4W2H, Grille Type Custom  
 Brickmould, 2" with Add-on Chassis, White 001, AAMA 2605, Casing  
 Applied  
 Jamb = 4-9/16"  
 Integral Rigid Aluminum Nailing Fin, No Drip Cap  
 IPG = PG50, Ind. CCL = 436-H-689.08, Ind. FL = FL32089, Ind. TDI =  
 U-Factor = 0.3, SHGC = 0.25, CR = 57, VT = 0.44, AI = <0.30/<1.5,  
 CPD = SIE-N-157-01018-00001, GapFill1 = ARG, Can ER = 16, W m  
 2k = 1.7  
 Exterior Casing Width = 36, Exterior Casing Height = 54.209  
 Unit 1: Glass Width = 26.75, Glass Height = 22.03125, Lower Glass Sash  
 Width = 29.8125, Lower Glass Sash Height = 25.875, Upper Glass Sash  
 Width = 29.8125, Upper Glass Sash Height = 24.5625



**Rough Opening:** 33.5" X 52.5"

**Room Location:** None Assigned

**Overall Unit Size:** 33" X 52"

QUOTE #	QUOTE NAME	CUSTOMER PO#	JOB NAME	PROJECT	PO #
1788784	Steven Mamat			Unassigned	

LINE #	LINE TYPE	DESCRIPTION	QTY	U/M	NET PRICE	EXTENDED
200-1	WindowAndDoor	PK- 362	4	EA	\$3,790.55	\$15,162.21

MARCH 2ND, 2023 PRICEBOOK

Aluminum Clad Wood Windows Direct Set Half Round Fixed 33 x 16.5  
 Custom: Frame Width = 33, Frame Height = 16.5, Frame Radius = 16.5

Complete Unit, CoreGuard Plus

Frame = White 001, Clad Finish = AAMA 2604, Ultra Coat White, Pine Interior

Low-E, Traditional Bead, Argon Gas, Black Warm Edge Spacer

SDL, Circular With Intersecting Spokes, Traditional, 5/8", Exterior =

White 001, Interior Ultra Coat = White, Pine Interior, w/ Shadow Bar,

Shadow Bar Color = Dark Bronze Anodized, 1R3S, Grille Type Custom  
 Brickmould, 2", White 001, AAMA 2604, Casing Applied

Jamb = 4-9/16"

No Nail Fin

Interior Casing = None

IPG = PG50, Ind. CCL = 436-H-523.30, Ind. FL = FL19724, Ind. TDI = WIN-2385

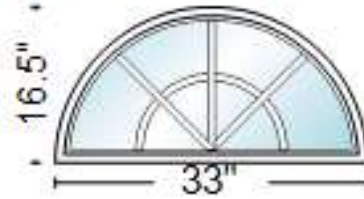
U-Factor = 0.28, SHGC = 0.27, CR = 58, VT = 0.49, AI = <0.30/<1.5,

CPD = SIE-N-98-03576-00004, GapFill1 = ARG, Can ER = 21.34138,

W m 2k = 1.59

Unit 1: Glass Width = 31.125, Glass Height = 14.6875,

Frame Radius = 16.5"



**Rough Opening:** 33.5" X 17"

**Room Location:** None Assigned

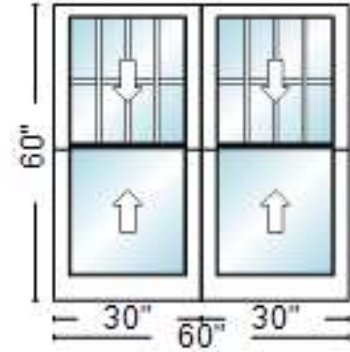
**Overall Unit Size:** 33" X 16.5"

QUOTE #	QUOTE NAME	CUSTOMER PO#	JOB NAME	PROJECT	PO #
1788784	Steven Mamat			Unassigned	

LINE #	LINE TYPE	DESCRIPTION	QTY	U/M	NET PRICE	EXTENDED
300-1	WindowAndDoor	PK- 362	1	EA	\$5,480.39	\$5,480.39

**MARCH 2ND, 2023 PRICEBOOK**

Westchester Windows Double Hung Operating / Operating 60 x 60  
 Custom: Frame Width = 30, Frame Height = 60, Sash Split = 50/50,  
 Screen Width = 28.5, Screen Height = 58.8125  
 Complete Unit, CoreGuard Plus  
 Frame = White 001, Weatherstrip Color = Black, Clad Finish = AAMA  
 2605, Ultra Coat White, Pine Interior, Visible Interior Vinyl  
 Profile:White  
 Sash = White 001, Sash-Panel Clad Finish = AAMA 2605, Ultra Coat  
 White, Sash-Panel Weatherstrip Color = Black  
 Low-E, Traditional Sash Profile, Argon Gas, Black Warm Edge Spacer,  
 3/4"  
 Full Screen Applied, FlexScreen, View Clear Mesh  
 Applied Hdwe, Hdwe = White, Concealed Jambliner, Coil Balance,  
 Bronze Jambliner, 2-Locks, Non-Tilt Adapter = No  
 Vertical Factory Tight Mull  
 Unit 1 Bottom, 2 Bottom: None  
 Unit 1 Top, 2 Top: SDL, Equal, Traditional, 5/8", Exterior = White 001,  
 Interior Ultra Coat = White, Pine Interior, w/ Shadow Bar, Shadow Bar  
 Color = Dark Bronze Anodized, 4W2H, Grille Type Custom  
 Brickmould, 2" with Add-on Chassis, White 001, AAMA 2605, Casing  
 Applied  
 Jamb = 4-9/16", Interior Mull Casing Applied  
 Integral Rigid Aluminum Nailing Fin, No Drip Cap  
 IPG = PG50, Ind. CCL = 436-H-689.08, Ind. FL = FL32089, Ind. TDI =  
 0  
 U-Factor = 0.3, SHGC = 0.25, CR = 57, VT = 0.44, AI = <0.30/<1.5,  
 CPD = SIE-N-157-01018-00001, GapFill1 = ARG, Can ER = 16, W m  
 2k = 1.7  
 Exterior Casing Width = 63, Exterior Casing Height = 62.209  
 Unit 1,2: Glass Width = 23.75, Glass Height = 26.03125, Lower Glass  
 Sash Width = 26.8125, Lower Glass Sash Height = 29.875, Upper Glass  
 Sash Width = 26.8125, Upper Glass Sash Height = 28.5625



**Rough Opening:** 60.5" X 60.5"

**Room Location:** None Assigned

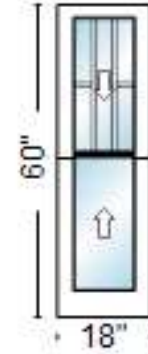
**Overall Unit Size:** 60" X 60"

QUOTE #	QUOTE NAME	CUSTOMER PO#	JOB NAME	PROJECT	PO #
1788784	Steven Mamat			Unassigned	

LINE #	LINE TYPE	DESCRIPTION	QTY	U/M	NET PRICE	EXTENDED
400-1	WindowAndDoor	PK- 362	2	EA	\$2,325.16	\$4,650.32

**MARCH 2ND, 2023 PRICEBOOK**

Westchester Windows Double Hung Operating 18 x 60  
 Custom: Frame Width = 18, Frame Height = 60, Sash Split = 50/50,  
 Screen Width = 16.5, Screen Height = 58.8125  
 Complete Unit, CoreGuard Plus  
 Frame = White 001, Weatherstrip Color = Black, Clad Finish = AAMA  
 2605, Ultra Coat White, Pine Interior, Visible Interior Vinyl  
 Profile:White  
 Sash = White 001, Sash-Panel Clad Finish = AAMA 2605, Ultra Coat  
 White, Sash-Panel Weatherstrip Color = Black  
 Low-E, Traditional Sash Profile, Argon Gas, Black Warm Edge Spacer,  
 3/4"  
 Full Screen Applied, FlexScreen, View Clear Mesh  
 Applied Hdwe, Hdwe = White, Concealed Jambliner, Coil Balance,  
 Bronze Jambliner, 1-Lock, Non-Tilt Adapter = No  
 Unit 1 Bottom: None  
 Unit 1 Top: SDL, Equal, Traditional, 5/8", Exterior = White 001, Interior  
 Ultra Coat = White, Pine Interior, w/ Shadow Bar, Shadow Bar Color =  
 Dark Bronze Anodized, 3W2H, Grille Type Custom  
 Brickmould, 2" with Add-on Chassis, White 001, AAMA 2605, Casing  
 Applied  
 Jamb = 4-9/16"  
 Integral Rigid Aluminum Nailing Fin, No Drip Cap  
 IPG = PG50, Ind. CCL = 436-H-689.08, Ind. FL = FL32089, Ind. TDI =  
 U-Factor = 0.3, SHGC = 0.25, CR = 57, VT = 0.44, AI = <0.30/<1.5,  
 CPD = SIE-N-157-01018-00001, GapFill1 = ARG, Can ER = 16, W m  
 2k = 1.7  
 Exterior Casing Width = 21, Exterior Casing Height = 62.209  
 Unit 1: Glass Width = 11.75, Glass Height = 26.03125, Lower Glass Sash  
 Width = 14.8125, Lower Glass Sash Height = 29.875, Upper Glass Sash  
 Width = 14.8125, Upper Glass Sash Height = 28.5625



**Rough Opening:** 18.5" X 60.5"

**Room Location:** None Assigned

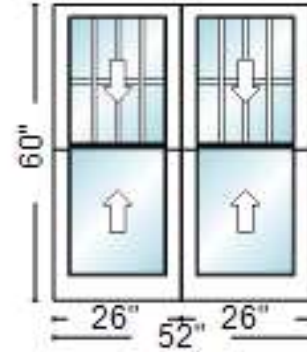
**Overall Unit Size:** 18" X 60"

QUOTE #	QUOTE NAME	CUSTOMER PO#	JOB NAME	PROJECT	PO #
1788784	Steven Mamat			Unassigned	

LINE #	LINE TYPE	DESCRIPTION	QTY	U/M	NET PRICE	EXTENDED
500-1	WindowAndDoor	PK- 362	1	EA	\$5,182.44	\$5,182.44

**MARCH 2ND, 2023 PRICEBOOK**

Westchester Windows Double Hung Operating / Operating 52 x 60  
 Custom: Frame Width = 26, Frame Height = 60, Sash Split = 50/50,  
 Screen Width = 24.5, Screen Height = 58.8125  
 Complete Unit, CoreGuard Plus  
 Frame = White 001, Weatherstrip Color = Black, Clad Finish = AAMA  
 2605, Ultra Coat White, Pine Interior, Visible Interior Vinyl  
 Profile:White  
 Sash = White 001, Sash-Panel Clad Finish = AAMA 2605, Ultra Coat  
 White, Sash-Panel Weatherstrip Color = Black  
 Low-E, Traditional Sash Profile, Argon Gas, Black Warm Edge Spacer,  
 3/4"  
 Full Screen Applied, FlexScreen, View Clear Mesh  
 Applied Hdwe, Hdwe = White, Concealed Jambliner, Coil Balance,  
 Bronze Jambliner, 1-Lock, Non-Tilt Adapter = No  
 Vertical Factory Tight Mull  
 Unit 1 Bottom, 2 Bottom: None  
 Unit 1 Top, 2 Top: SDL, Equal, Traditional, 5/8", Exterior = White 001,  
 Interior Ultra Coat = White, Pine Interior, w/ Shadow Bar, Shadow Bar  
 Color = Dark Bronze Anodized, 4W2H, Grille Type Custom  
 Brickmould, 2" with Add-on Chassis, White 001, AAMA 2605, Casing  
 Applied  
 Jamb = 4-9/16", Interior Mull Casing Applied  
 Integral Rigid Aluminum Nailing Fin, No Drip Cap  
 IPG = PG50, Ind. CCL = 436-H-689.08, Ind. FL = FL32089, Ind. TDI =  
 0  
 U-Factor = 0.3, SHGC = 0.25, CR = 57, VT = 0.44, AI = <0.30/<1.5,  
 CPD = SIE-N-157-01018-00001, GapFill1 = ARG, Can ER = 16, W m  
 2k = 1.7  
 Exterior Casing Width = 55, Exterior Casing Height = 62.209  
 Unit 1,2: Glass Width = 19.75, Glass Height = 26.03125, Lower Glass  
 Sash Width = 22.8125, Lower Glass Sash Height = 29.875, Upper Glass  
 Sash Width = 22.8125, Upper Glass Sash Height = 28.5625



**Rough Opening:** 52.5" X 60.5"

**Room Location:** None Assigned

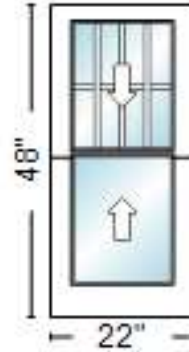
**Overall Unit Size:** 52" X 60"

QUOTE #	QUOTE NAME	CUSTOMER PO#	JOB NAME	PROJECT	PO #
1788784	Steven Mamat			Unassigned	

LINE #	LINE TYPE	DESCRIPTION	QTY	U/M	NET PRICE	EXTENDED
600-1	WindowAndDoor	PK- 362	1	EA	\$2,307.13	\$2,307.13

**MARCH 2ND, 2023 PRICEBOOK**

Westchester Windows Double Hung Operating 22 x 48  
 Custom: Frame Width = 22, Frame Height = 48, Sash Split = 50/50,  
 Screen Width = 20.5, Screen Height = 46.8125  
 Complete Unit, CoreGuard Plus  
 Frame = White 001, Weatherstrip Color = Black, Clad Finish = AAMA  
 2605, Ultra Coat White, Pine Interior, Visible Interior Vinyl  
 Profile:White  
 Sash = White 001, Sash-Panel Clad Finish = AAMA 2605, Ultra Coat  
 White, Sash-Panel Weatherstrip Color = Black  
 Low-E, Traditional Sash Profile, Argon Gas, Black Warm Edge Spacer,  
 3/4"  
 Full Screen Applied, FlexScreen, View Clear Mesh  
 Applied Hdwe, Hdwe = White, Concealed Jambliner, Coil Balance,  
 Bronze Jambliner, 1-Lock, Non-Tilt Adapter = No  
 Unit 1 Bottom: None  
 Unit 1 Top: SDL, Equal, Traditional, 5/8", Exterior = White 001, Interior  
 Ultra Coat = White, Pine Interior, w/ Shadow Bar, Shadow Bar Color =  
 Dark Bronze Anodized, 4W2H, Grille Type Custom  
 Brickmould, 2" with Add-on Chassis, White 001, AAMA 2605, Casing  
 Applied  
 Jamb = 4-9/16"  
 Integral Rigid Aluminum Nailing Fin, No Drip Cap  
 IPG = PG50, Ind. CCL = 436-H-689.08, Ind. FL = FL32089, Ind. TDI =  
 U-Factor = 0.3, SHGC = 0.25, CR = 57, VT = 0.44, AI = <0.30/<1.5,  
 CPD = SIE-N-157-01018-00001, GapFill1 = ARG, Can ER = 16, W m  
 2k = 1.7  
 Exterior Casing Width = 25, Exterior Casing Height = 50.209  
 Unit 1: Glass Width = 15.75, Glass Height = 20.03125, Lower Glass Sash  
 Width = 18.8125, Lower Glass Sash Height = 23.875, Upper Glass Sash  
 Width = 18.8125, Upper Glass Sash Height = 22.5625



**Rough Opening:** 22.5" X 48.5"

**Room Location:** None Assigned

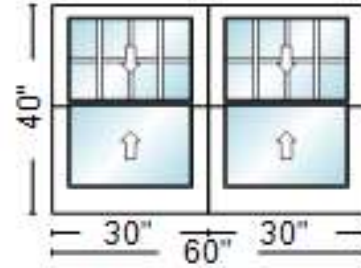
**Overall Unit Size:** 22" X 48"

QUOTE #	QUOTE NAME	CUSTOMER PO#	JOB NAME	PROJECT	PO #
1788784	Steven Mamat			Unassigned	

LINE #	LINE TYPE	DESCRIPTION	QTY	U/M	NET PRICE	EXTENDED
700-1	WindowAndDoor	PK- 362	1	EA	\$4,611.85	\$4,611.85

**MARCH 2ND, 2023 PRICEBOOK**

Westchester Windows Double Hung Operating / Operating 60 x 40  
 Custom: Frame Width = 30, Frame Height = 40, Sash Split = 50/50,  
 Screen Width = 28.5, Screen Height = 38.8125  
 Complete Unit, CoreGuard Plus  
 Frame = White 001, Weatherstrip Color = Black, Clad Finish = AAMA  
 2605, Ultra Coat White, Pine Interior, Visible Interior Vinyl  
 Profile:White  
 Sash = White 001, Sash-Panel Clad Finish = AAMA 2605, Ultra Coat  
 White, Sash-Panel Weatherstrip Color = Black  
 Low-E, Traditional Sash Profile, Argon Gas, Black Warm Edge Spacer,  
 3/4"  
 Full Screen Applied, FlexScreen, View Clear Mesh  
 Applied Hdwe, Hdwe = White, Concealed Jambliner, Coil Balance,  
 Bronze Jambliner, 2-Locks, Non-Tilt Adapter = No  
 Vertical Factory Tight Mull  
 Unit 1 Bottom, 2 Bottom: None  
 Unit 1 Top, 2 Top: SDL, Equal, Traditional, 5/8", Exterior = White 001,  
 Interior Ultra Coat = White, Pine Interior, w/ Shadow Bar, Shadow Bar  
 Color = Dark Bronze Anodized, 4W2H, Grille Type Custom  
 Brickmould, 2" with Add-on Chassis, White 001, AAMA 2605, Casing  
 Applied  
 Jamb = 4-9/16", Interior Mull Casing Applied  
 Integral Rigid Aluminum Nailing Fin, No Drip Cap  
 IPG = PG50, Ind. CCL = 436-H-689.08, Ind. FL = FL32089, Ind. TDI =  
 0  
 U-Factor = 0.3, SHGC = 0.25, CR = 57, VT = 0.44, AI = <0.30/<1.5,  
 CPD = SIE-N-157-01018-00001, GapFill1 = ARG, Can ER = 16, W m  
 2k = 1.7  
 Exterior Casing Width = 63, Exterior Casing Height = 42.209  
 Unit 1,2: Glass Width = 23.75, Glass Height = 16.03125, Lower Glass  
 Sash Width = 26.8125, Lower Glass Sash Height = 19.875, Upper Glass  
 Sash Width = 26.8125, Upper Glass Sash Height = 18.5625



**Rough Opening:** 60.5" X 40.5"  
**Overall Unit Size:** 60" X 40"

**Room Location:** None Assigned

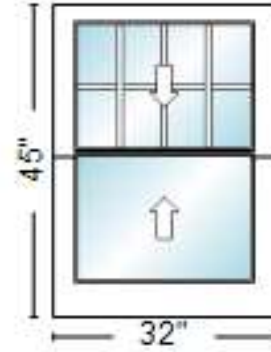


QUOTE #	QUOTE NAME	CUSTOMER PO#	JOB NAME	PROJECT	PO #
1788784	Steven Mamat			Unassigned	

LINE #	LINE TYPE	DESCRIPTION	QTY	U/M	NET PRICE	EXTENDED
800-1	WindowAndDoor	PK- 362	1	EA	\$2,474.74	\$2,474.74

**MARCH 2ND, 2023 PRICEBOOK**

Westchester Windows Double Hung Operating 32 x 45  
 Custom: Frame Width = 32, Frame Height = 45, Sash Split = 50/50,  
 Screen Width = 30.5, Screen Height = 43.8125  
 Complete Unit, CoreGuard Plus  
 Frame = White 001, Weatherstrip Color = Black, Clad Finish = AAMA  
 2605, Ultra Coat White, Pine Interior, Visible Interior Vinyl  
 Profile:White  
 Sash = White 001, Sash-Panel Clad Finish = AAMA 2605, Ultra Coat  
 White, Sash-Panel Weatherstrip Color = Black  
 Low-E, Traditional Sash Profile, Argon Gas, Black Warm Edge Spacer,  
 3/4"  
 Full Screen Applied, FlexScreen, View Clear Mesh  
 Applied Hdwe, Hdwe = White, Concealed Jambliner, Coil Balance,  
 Bronze Jambliner, 2-Locks, Non-Tilt Adapter = No  
 Unit 1 Bottom: None  
 Unit 1 Top: SDL, Equal, Traditional, 5/8", Exterior = White 001, Interior  
 Ultra Coat = White, Pine Interior, w/ Shadow Bar, Shadow Bar Color =  
 Dark Bronze Anodized, 4W2H, Grille Type Custom  
 Brickmould, 2" with Add-on Chassis, White 001, AAMA 2605, Casing  
 Applied  
 Jamb = 4-9/16"  
 Integral Rigid Aluminum Nailing Fin, No Drip Cap  
 IPG = PG50, Ind. CCL = 436-H-689.08, Ind. FL = FL32089, Ind. TDI =  
 U-Factor = 0.3, SHGC = 0.25, CR = 57, VT = 0.44, AI = <0.30/<1.5,  
 CPD = SIE-N-157-01018-00001, GapFill1 = ARG, Can ER = 16, W m  
 2k = 1.7  
 Exterior Casing Width = 35, Exterior Casing Height = 47.209  
 Unit 1: Glass Width = 25.75, Glass Height = 18.53125, Lower Glass Sash  
 Width = 28.8125, Lower Glass Sash Height = 22.375, Upper Glass Sash  
 Width = 28.8125, Upper Glass Sash Height = 21.0625



**Rough Opening:** 32.5" X 45.5"

**Room Location:** None Assigned

**Overall Unit Size:** 32" X 45"



QUOTE #	QUOTE NAME	CUSTOMER PO#	JOB NAME	PROJECT	PO #
1788784	Steven Mamat			Unassigned	

LINE #	LINE TYPE	DESCRIPTION	QTY	U/M	NET PRICE	EXTENDED
900-1	WindowAndDoor	PK- 362	1	EA	\$5,849.16	\$5,849.16

**MARCH 2ND, 2023 PRICEBOOK**

Westchester Windows Double Hung Operating / Operating / Operating

87 x 30

Custom: Frame Width = 29, Frame Height = 30, Sash Split = 50/50,  
Screen Width = 27.5, Screen Height = 28.8125

Complete Unit, CoreGuard Plus

Frame = White 001, Weatherstrip Color = Black, Clad Finish = AAMA  
2605, Ultra Coat White, Pine Interior, Visible Interior Vinyl

Profile:White

Sash = White 001, Sash-Panel Clad Finish = AAMA 2605, Ultra Coat  
White, Sash-Panel Weatherstrip Color = Black

Low-E, Traditional Sash Profile, Argon Gas, Black Warm Edge Spacer,  
3/4"

Full Screen Applied, FlexScreen, View Clear Mesh

Applied Hdwe, Hdwe = White, Concealed Jambliner, Coil Balance,

Bronze Jambliner, 2-Locks, Non-Tilt Adapter = No

Mulls 1: Vertical Factory Tight Mull

Mulls 2: Vertical Factory Tight Mull

Unit 1 Bottom, 2 Bottom, 3 Bottom: None

Unit 1 Top, 2 Top, 3 Top: SDL, Equal, Traditional, 5/8", Exterior = White

001, Interior Ultra Coat = White, Pine Interior, w/ Shadow Bar, Shadow  
Bar Color = Dark Bronze Anodized, 3W2H, Grille Type Custom

Brickmould, 2" with Add-on Chassis, White 001, AAMA 2605, Casing  
Applied

Jamb = 4-9/16", Interior Mull Casing Applied

Integral Rigid Aluminum Nailing Fin, No Drip Cap

IPG = PG50, Ind. CCL = 436-H-689.08, Ind. FL = FL32089, Ind. TDI =

U-Factor = 0.3, SHGC = 0.25, CR = 57, VT = 0.44, AI = <0.30/<1.5,

CPD = SIE-N-157-01018-00001, GapFill1 = ARG, Can ER = 16, W m

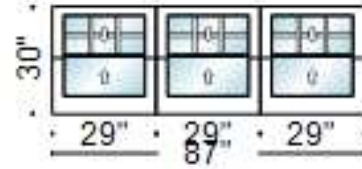
2k = 1.7

Exterior Casing Width = 90, Exterior Casing Height = 32.209

Unit 1,2,3: Glass Width = 22.75, Glass Height = 11.03125,Lower Glass

Sash Width = 25.8125, Lower Glass Sash Height = 14.875, Upper Glass

Sash Width = 25.8125, Upper Glass Sash Height = 13.5625



**Rough Opening:** 87.5" X 30.5"

**Room Location:** None Assigned

**Overall Unit Size:** 87" X 30"

QUOTE #	QUOTE NAME	CUSTOMER PO#	JOB NAME	PROJECT	PO #
1788784	Steven Mamat			Unassigned	

LINE #	LINE TYPE	DESCRIPTION	QTY	U/M	NET PRICE	EXTENDED
1000-1	WindowAndDoor	PK- 362	1	EA	\$3,518.99	\$3,518.99

MARCH 2ND, 2023 PRICEBOOK

Aluminum Clad Wood Windows Direct Set Half Round Fixed 26 x 13

Custom: Frame Width = 26, Frame Height = 13, Frame Radius = 13

Complete Unit, CoreGuard Plus

Frame = White 001, Clad Finish = AAMA 2604, Ultra Coat White, Pine Interior

Low-E, Traditional Bead, Argon Gas, Black Warm Edge Spacer

SDL, Circular With Intersecting Spokes, Traditional, 5/8", Exterior =

White 001, Interior Ultra Coat = White, Pine Interior, w/ Shadow Bar,

Shadow Bar Color = Dark Bronze Anodized, 1R3S, Grille Type Custom Brickmould, 2", White 001, AAMA 2604, Casing Applied

Jamb = 4-9/16"

No Nail Fin

Interior Casing = None

IPG = PG50, Ind. CCL = 436-H-523.30, Ind. FL = FL19724, Ind. TDI = WIN-2385

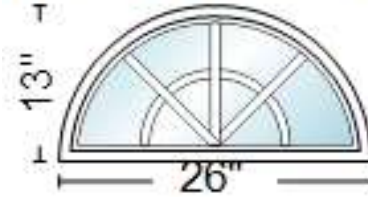
U-Factor = 0.28, SHGC = 0.27, CR = 58, VT = 0.49, AI = <0.30/<1.5,

CPD = SIE-N-98-03576-00004, GapFill1 = ARG, Can ER = 21.34138,

W m 2k = 1.59

Unit 1: Glass Width = 24.125, Glass Height = 11.1875,

Frame Radius = 13"



**Rough Opening:** 26.5" X 13.5"

**Room Location:** None Assigned

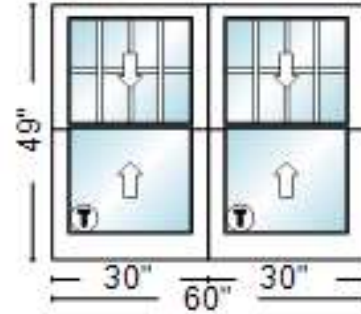
**Overall Unit Size:** 26" X 13"

QUOTE #	QUOTE NAME	CUSTOMER PO#	JOB NAME	PROJECT	PO #
1788784	Steven Mamat			Unassigned	

LINE #	LINE TYPE	DESCRIPTION	QTY	U/M	NET PRICE	EXTENDED
1100-1	WindowAndDoor	PK- 362	1	EA	\$5,066.78	\$5,066.78

**MARCH 2ND, 2023 PRICEBOOK**

Westchester Windows Double Hung Operating / Operating 60 x 49  
 Custom: Frame Width = 30, Frame Height = 49, Sash Split = 50/50,  
 Screen Width = 28.5, Screen Height = 47.8125  
 Complete Unit, CoreGuard Plus  
 Frame = White 001, Weatherstrip Color = Black, Clad Finish = AAMA  
 2605, Ultra Coat White, Pine Interior, Visible Interior Vinyl  
 Profile:White  
 Sash = White 001, Sash-Panel Clad Finish = AAMA 2605, Ultra Coat  
 White, Sash-Panel Weatherstrip Color = Black  
 Unit 1 Lower, 2 Lower: Low-E, Traditional Sash Profile, Tempered Both  
 Lites, Argon Gas, Black Warm Edge Spacer, 3/4"  
 Unit 1 Upper, 2 Upper: Low-E, Traditional Sash Profile, Argon Gas,  
 Black Warm Edge Spacer, 3/4"  
 Full Screen Applied, FlexScreen, View Clear Mesh  
 Applied Hdwe, Hdwe = White, Concealed Jambliner, Coil Balance,  
 Bronze Jambliner, 2-Locks, Non-Tilt Adapter = No  
 Vertical Factory Tight Mull  
 Unit 1 Bottom, 2 Bottom: None  
 Unit 1 Top, 2 Top: SDL, Equal, Traditional, 5/8", Exterior = White 001,  
 Interior Ultra Coat = White, Pine Interior, w/ Shadow Bar, Shadow Bar  
 Color = Dark Bronze Anodized, 4W2H, Grille Type Custom  
 Brickmould, 2" with Add-on Chassis, White 001, AAMA 2605, Casing  
 Applied  
 Jamb = 4-9/16", Interior Mull Casing Applied  
 Integral Rigid Aluminum Nailing Fin, No Drip Cap  
 IPG = PG50, Ind. CCL = 436-H-689.08, Ind. FL = FL32089, Ind. TDI =  
 0  
 U-Factor = 0.3, SHGC = 0.25, CR = 57, VT = 0.44, AI = <0.30/<1.5,  
 CPD = SIE-N-157-01018-00001, GapFill1 = ARG, Can ER = 16, W m  
 2k = 1.7  
 Exterior Casing Width = 63, Exterior Casing Height = 51.209  
 Unit 1,2: Glass Width = 23.75, Glass Height = 20.53125, Lower Glass  
 Sash Width = 26.8125, Lower Glass Sash Height = 24.375, Upper Glass  
 Sash Width = 26.8125, Upper Glass Sash Height = 23.0625



**Rough Opening:** 60.5" X 49.5"

**Room Location:** None Assigned

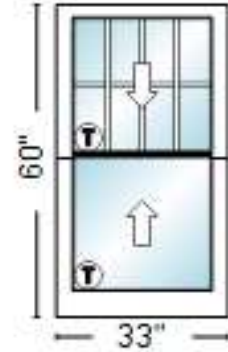
**Overall Unit Size:** 60" X 49"

QUOTE #	QUOTE NAME	CUSTOMER PO#	JOB NAME	PROJECT	PO #
1788784	Steven Mamat			Unassigned	

LINE #	LINE TYPE	DESCRIPTION	QTY	U/M	NET PRICE	EXTENDED
1200-1	WindowAndDoor	PK- 362	3	EA	\$3,245.99	\$9,737.97

**MARCH 2ND, 2023 PRICEBOOK**

Westchester Windows Double Hung Operating 33 x 60  
 Custom: Frame Width = 33, Frame Height = 60, Sash Split = 50/50,  
 Screen Width = 31.5, Screen Height = 58.8125  
 Complete Unit, CoreGuard Plus  
 Frame = White 001, Weatherstrip Color = Black, Clad Finish = AAMA  
 2605, Ultra Coat White, Pine Interior, Visible Interior Vinyl  
 Profile:White  
 Sash = White 001, Sash-Panel Clad Finish = AAMA 2605, Ultra Coat  
 White, Sash-Panel Weatherstrip Color = Black  
 Unit 1 Lower: Low-E, Traditional Sash Profile, Standard Obscure,  
 Tempered Both Lites, Argon Gas, Black Warm Edge Spacer, 3/4"  
 Unit 1 Upper: Low-E, Traditional Sash Profile, Standard Obscure,  
 Tempered Both Lites, Argon Gas, Black Cardinal IG Spacer, 3/4"  
 Full Screen Applied, FlexScreen, View Clear Mesh  
 Applied Hdwe, Hdwe = White, Concealed Jambliner, Coil Balance,  
 Bronze Jambliner, 2-Locks, Non-Tilt Adapter = No  
 Unit 1 Bottom: None  
 Unit 1 Top: SDL, Equal, Traditional, 5/8", Exterior = White 001, Interior  
 Ultra Coat = White, Pine Interior, w/ Shadow Bar, Shadow Bar Color =  
 Dark Bronze Anodized, 4W2H, Grille Type Custom  
 Brickmould, 2" with Add-on Chassis, White 001, AAMA 2605, Casing  
 Applied  
 Jamb = 4-9/16"  
 Integral Rigid Aluminum Nailing Fin, No Drip Cap  
 IPG = PG50, Ind. CCL = 436-H-689.08, Ind. FL = FL32089, Ind. TDI =  
 U-Factor = 0.3, SHGC = 0.26, CR = 55, VT = 0.45, AI = <0.30/<1.5,  
 CPD = SIE-N-157-00060-00001, GapFill1 = ARG, Can ER = 16, W m  
 2k = 1.7  
 Exterior Casing Width = 36, Exterior Casing Height = 62.209  
 Unit 1: Glass Width = 26.75, Glass Height = 26.03125, Lower Glass Sash  
 Width = 29.8125, Lower Glass Sash Height = 29.875, Upper Glass Sash  
 Width = 29.8125, Upper Glass Sash Height = 28.5625



**Rough Opening:** 33.5" X 60.5"

**Room Location:** None Assigned

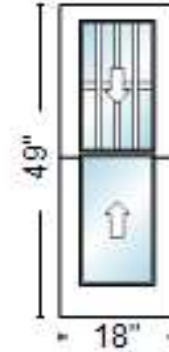
**Overall Unit Size:** 33" X 60"

QUOTE #	QUOTE NAME	CUSTOMER PO#	JOB NAME	PROJECT	PO #
1788784	Steven Mamat			Unassigned	

LINE #	LINE TYPE	DESCRIPTION	QTY	U/M	NET PRICE	EXTENDED
1300-1	WindowAndDoor	PK- 362	1	EA	\$2,214.13	\$2,214.13

**MARCH 2ND, 2023 PRICEBOOK**

Westchester Windows Double Hung Operating 18 x 49  
 Custom: Frame Width = 18, Frame Height = 49, Sash Split = 50/50,  
 Screen Width = 16.5, Screen Height = 47.8125  
 Complete Unit, CoreGuard Plus  
 Frame = White 001, Weatherstrip Color = Black, Clad Finish = AAMA  
 2605, Ultra Coat White, Pine Interior, Visible Interior Vinyl  
 Profile:White  
 Sash = White 001, Sash-Panel Clad Finish = AAMA 2605, Ultra Coat  
 White, Sash-Panel Weatherstrip Color = Black  
 Low-E, Traditional Sash Profile, Argon Gas, Black Warm Edge Spacer,  
 3/4"  
 Full Screen Applied, FlexScreen, View Clear Mesh  
 Applied Hdwe, Hdwe = White, Concealed Jambliner, Coil Balance,  
 Bronze Jambliner, 1-Lock, Non-Tilt Adapter = No  
 Unit 1 Bottom: None  
 Unit 1 Top: SDL, Equal, Traditional, 5/8", Exterior = White 001, Interior  
 Ultra Coat = White, Pine Interior, w/ Shadow Bar, Shadow Bar Color =  
 Dark Bronze Anodized, 4W2H, Grille Type Custom  
 Brickmould, 2" with Add-on Chassis, White 001, AAMA 2605, Casing  
 Applied  
 Jamb = 4-9/16"  
 Integral Rigid Aluminum Nailing Fin, No Drip Cap  
 IPG = PG50, Ind. CCL = 436-H-689.08, Ind. FL = FL32089, Ind. TDI =  
 U-Factor = 0.3, SHGC = 0.25, CR = 57, VT = 0.44, AI = <0.30/<1.5,  
 CPD = SIE-N-157-01018-00001, GapFill1 = ARG, Can ER = 16, W m  
 2k = 1.7  
 Exterior Casing Width = 21, Exterior Casing Height = 51.209  
 Unit 1: Glass Width = 11.75, Glass Height = 20.53125, Lower Glass Sash  
 Width = 14.8125, Lower Glass Sash Height = 24.375, Upper Glass Sash  
 Width = 14.8125, Upper Glass Sash Height = 23.0625



**Rough Opening:** 18.5" X 49.5"

**Room Location:** None Assigned

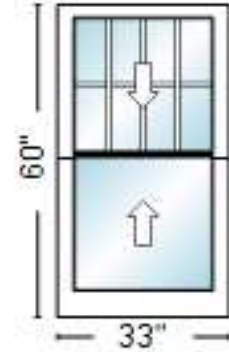
**Overall Unit Size:** 18" X 49"

QUOTE #	QUOTE NAME	CUSTOMER PO#	JOB NAME	PROJECT	PO #
1788784	Steven Mamat			Unassigned	

LINE #	LINE TYPE	DESCRIPTION	QTY	U/M	NET PRICE	EXTENDED
1400-1	WindowAndDoor	PK- 362	6	EA	\$2,916.21	\$17,497.28

**MARCH 2ND, 2023 PRICEBOOK**

Westchester Windows Double Hung Operating 33 x 60  
 Custom: Frame Width = 33, Frame Height = 60, Sash Split = 50/50,  
 Screen Width = 31.5, Screen Height = 58.8125  
 Complete Unit, CoreGuard Plus  
 Frame = White 001, Weatherstrip Color = Black, Clad Finish = AAMA  
 2605, Ultra Coat White, Pine Interior, Visible Interior Vinyl  
 Profile:White  
 Sash = White 001, Sash-Panel Clad Finish = AAMA 2605, Ultra Coat  
 White, Sash-Panel Weatherstrip Color = Black  
 Low-E, Traditional Sash Profile, Argon Gas, Black Warm Edge Spacer,  
 3/4"  
 Full Screen Applied, FlexScreen, View Clear Mesh  
 Applied Hdwe, Hdwe = White, Concealed Jambliner, Coil Balance,  
 Bronze Jambliner, 2-Locks, Non-Tilt Adapter = No  
 Unit 1 Bottom: None  
 Unit 1 Top: SDL, Equal, Traditional, 5/8", Exterior = White 001, Interior  
 Ultra Coat = White, Pine Interior, w/ Shadow Bar, Shadow Bar Color =  
 Dark Bronze Anodized, 4W2H, Grille Type Custom  
 Brickmould, 2" with Add-on Chassis, White 001, AAMA 2605, Casing  
 Applied  
 Jamb = 4-9/16"  
 Integral Rigid Aluminum Nailing Fin, No Drip Cap  
 IPG = PG50, Ind. CCL = 436-H-689.08, Ind. FL = FL32089, Ind. TDI =  
 U-Factor = 0.3, SHGC = 0.25, CR = 57, VT = 0.44, AI = <0.30/<1.5,  
 CPD = SIE-N-157-01018-00001, GapFill1 = ARG, Can ER = 16, W m  
 2k = 1.7  
 Exterior Casing Width = 36, Exterior Casing Height = 62.209  
 Unit 1: Glass Width = 26.75, Glass Height = 26.03125, Lower Glass Sash  
 Width = 29.8125, Lower Glass Sash Height = 29.875, Upper Glass Sash  
 Width = 29.8125, Upper Glass Sash Height = 28.5625



**Rough Opening:** 33.5" X 60.5"

**Room Location:** None Assigned

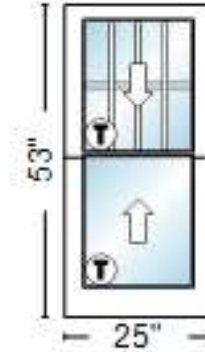
**Overall Unit Size:** 33" X 60"

QUOTE #	QUOTE NAME	CUSTOMER PO#	JOB NAME	PROJECT	PO #
1788784	Steven Mamat			Unassigned	

LINE #	LINE TYPE	DESCRIPTION	QTY	U/M	NET PRICE	EXTENDED
1500-1	WindowAndDoor	PK- 362	3	EA	\$2,663.90	\$7,991.71

MARCH 2ND, 2023 PRICEBOOK

Westchester Windows Double Hung Operating 25 x 53  
 Custom: Frame Width = 25, Frame Height = 53, Sash Split = 50/50,  
 Screen Width = 23.5, Screen Height = 51.8125  
 Complete Unit, CoreGuard Plus  
 Frame = White 001, Weatherstrip Color = Black, Clad Finish = AAMA  
 2605, Ultra Coat White, Pine Interior, Visible Interior Vinyl  
 Profile:White  
 Sash = White 001, Sash-Panel Clad Finish = AAMA 2605, Ultra Coat  
 White, Sash-Panel Weatherstrip Color = Black  
 Unit 1 Lower: Low-E, Traditional Sash Profile, Standard Obscure,  
 Tempered Both Lites, Argon Gas, Black Warm Edge Spacer, 3/4"  
 Unit 1 Upper: Low-E, Traditional Sash Profile, Standard Obscure,  
 Tempered Both Lites, Argon Gas, Black Cardinal IG Spacer, 3/4"  
 Full Screen Applied, FlexScreen, View Clear Mesh  
 Applied Hdwe, Hdwe = White, Concealed Jambliner, Coil Balance,  
 Bronze Jambliner, 1-Lock, Non-Tilt Adapter = No  
 Unit 1 Bottom: None  
 Unit 1 Top: SDL, Equal, Traditional, 5/8", Exterior = White 001, Interior  
 Ultra Coat = White, Pine Interior, w/ Shadow Bar, Shadow Bar Color =  
 Dark Bronze Anodized, 4W2H, Grille Type Custom  
 Brickmould, 2" with Add-on Chassis, White 001, AAMA 2605, Casing  
 Applied  
 Jamb = 4-9/16"  
 Integral Rigid Aluminum Nailing Fin, No Drip Cap  
 IPG = PG50, Ind. CCL = 436-H-689.08, Ind. FL = FL32089, Ind. TDI =  
 U-Factor = 0.3, SHGC = 0.26, CR = 55, VT = 0.45, AI = <0.30/<1.5,  
 CPD = SIE-N-157-00060-00001, GapFill1 = ARG, Can ER = 16, W m  
 2k = 1.7  
 Exterior Casing Width = 28, Exterior Casing Height = 55.209  
 Unit 1: Glass Width = 18.75, Glass Height = 22.53125, Lower Glass Sash  
 Width = 21.8125, Lower Glass Sash Height = 26.375, Upper Glass Sash  
 Width = 21.8125, Upper Glass Sash Height = 25.0625



**Rough Opening:** 25.5" X 53.5"

**Room Location:** None Assigned

**Overall Unit Size:** 25" X 53"

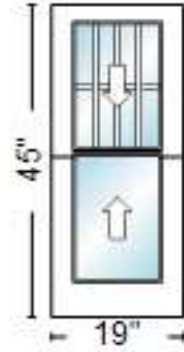


QUOTE #	QUOTE NAME	CUSTOMER PO#	JOB NAME	PROJECT	PO #
1788784	Steven Mamat			Unassigned	

LINE #	LINE TYPE	DESCRIPTION	QTY	U/M	NET PRICE	EXTENDED
1600-1	WindowAndDoor	PK- 362	1	EA	\$2,190.48	\$2,190.48

**MARCH 2ND, 2023 PRICEBOOK**

Westchester Windows Double Hung Operating 19 x 45  
 Custom: Frame Width = 19, Frame Height = 45, Sash Split = 50/50,  
 Screen Width = 17.5, Screen Height = 43.8125  
 Complete Unit, CoreGuard Plus  
 Frame = White 001, Weatherstrip Color = Black, Clad Finish = AAMA  
 2605, Ultra Coat White, Pine Interior, Visible Interior Vinyl  
 Profile:White  
 Sash = White 001, Sash-Panel Clad Finish = AAMA 2605, Ultra Coat  
 White, Sash-Panel Weatherstrip Color = Black  
 Low-E, Traditional Sash Profile, Argon Gas, Black Warm Edge Spacer,  
 3/4"  
 Full Screen Applied, FlexScreen, View Clear Mesh  
 Applied Hdwe, Hdwe = White, Concealed Jambliner, Coil Balance,  
 Bronze Jambliner, 1-Lock, Non-Tilt Adapter = No  
 Unit 1 Bottom: None  
 Unit 1 Top: SDL, Equal, Traditional, 5/8", Exterior = White 001, Interior  
 Ultra Coat = White, Pine Interior, w/ Shadow Bar, Shadow Bar Color =  
 Dark Bronze Anodized, 4W2H, Grille Type Custom  
 Brickmould, 2" with Add-on Chassis, White 001, AAMA 2605, Casing  
 Applied  
 Jamb = 4-9/16"  
 Integral Rigid Aluminum Nailing Fin, No Drip Cap  
 IPG = PG50, Ind. CCL = 436-H-689.08, Ind. FL = FL32089, Ind. TDI =  
 U-Factor = 0.3, SHGC = 0.25, CR = 57, VT = 0.44, AI = <0.30/<1.5,  
 CPD = SIE-N-157-01018-00001, GapFill1 = ARG, Can ER = 16, W m  
 2k = 1.7  
 Exterior Casing Width = 22, Exterior Casing Height = 47.209  
 Unit 1: Glass Width = 12.75, Glass Height = 18.53125, Lower Glass Sash  
 Width = 15.8125, Lower Glass Sash Height = 22.375, Upper Glass Sash  
 Width = 15.8125, Upper Glass Sash Height = 21.0625



**Rough Opening:** 19.5" X 45.5"

**Room Location:** None Assigned

**Overall Unit Size:** 19" X 45"

QUOTE #	QUOTE NAME	CUSTOMER PO#	JOB NAME	PROJECT	PO #
1788784	Steven Mamat			Unassigned	

LINE #	LINE TYPE	DESCRIPTION	QTY	U/M	NET PRICE	EXTENDED
1700-1	WindowAndDoor	PK- 362	1	EA	\$7,640.41	\$7,640.41

**MARCH 2ND, 2023 PRICEBOOK**

Westchester Windows Double Hung Operating / Operating / Operating  
111.99 x 49

Custom: Frame Width = 37.33, Frame Height = 49, Sash Split = 50/50,  
Screen Width = 35.83, Screen Height = 47.8125

Complete Unit, CoreGuard Plus

Frame = White 001, Weatherstrip Color = Black, Clad Finish = AAMA  
2605, Ultra Coat White, Pine Interior, Visible Interior Vinyl

Profile: White

Sash = White 001, Sash-Panel Clad Finish = AAMA 2605, Ultra Coat  
White, Sash-Panel Weatherstrip Color = Black

Low-E, Traditional Sash Profile, Argon Gas, Black Warm Edge Spacer,  
3/4"

Full Screen Applied, FlexScreen, View Clear Mesh

Applied Hdwe, Hdwe = White, Concealed Jambliner, Coil Balance,  
Bronze Jambliner, 2-Locks, Non-Tilt Adapter = No

Mulls 1: Vertical Factory Tight Mull

Mulls 2: Vertical Factory Tight Mull

Unit 1 Bottom, 2 Bottom, 3 Bottom: None

Unit 1 Top, 2 Top, 3 Top: SDL, Equal, Traditional, 5/8", Exterior = White  
001, Interior Ultra Coat = White, Pine Interior, w/ Shadow Bar, Shadow  
Bar Color = Dark Bronze Anodized, 3W2H, Grille Type Custom  
Brickmould, 2" with Add-on Chassis, White 001, AAMA 2605, Casing  
Applied

Jamb = 4-9/16", Interior Mull Casing Applied

Integral Rigid Aluminum Nailing Fin, No Drip Cap

IPG = PG50, Ind. CCL = 436-H-689.04, Ind. FL = FL32089, Ind. TDI =

U-Factor = 0.3, SHGC = 0.25, CR = 57, VT = 0.44, AI = <0.30/<1.5,

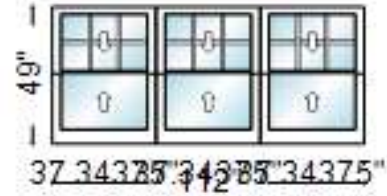
CPD = SIE-N-157-01018-00001, GapFill1 = ARG, Can ER = 16, W m  
2k = 1.7

Exterior Casing Width = 114.99, Exterior Casing Height = 51.209

Unit 1,2,3: Glass Width = 31.08, Glass Height = 20.53125, Lower Glass

Sash Width = 34.1425, Lower Glass Sash Height = 24.375, Upper Glass

Sash Width = 34.1425, Upper Glass Sash Height = 23.0625



**Rough Opening:** 112.49" X 49.5"

**Room Location:** None Assigned

**Overall Unit Size:** 112" X 49"

QUOTE #	QUOTE NAME	CUSTOMER PO#	JOB NAME	PROJECT	PO #
1788784	Steven Mamat			Unassigned	

LINE #	LINE TYPE	DESCRIPTION	QTY	U/M	NET PRICE	EXTENDED
1800-1	WindowAndDoor	PK- 362	2	EA	\$6,777.88	\$13,555.76

**MARCH 2ND, 2023 PRICEBOOK**

Westchester Windows Double Hung Operating / Operating / Operating  
84.99 x 45

Custom: Frame Width = 28.33, Frame Height = 45, Sash Split = 50/50,  
Screen Width = 26.83, Screen Height = 43.8125

Complete Unit, CoreGuard Plus

Frame = White 001, Weatherstrip Color = Black, Clad Finish = AAMA  
2605, Ultra Coat White, Pine Interior, Visible Interior Vinyl

Profile: White

Sash = White 001, Sash-Panel Clad Finish = AAMA 2605, Ultra Coat  
White, Sash-Panel Weatherstrip Color = Black

Low-E, Traditional Sash Profile, Argon Gas, Black Warm Edge Spacer,  
3/4"

Full Screen Applied, FlexScreen, View Clear Mesh

Applied Hdwe, Hdwe = White, Concealed Jambliner, Coil Balance,  
Bronze Jambliner, 2-Locks, Non-Tilt Adapter = No

Mulls 1: Vertical Factory Tight Mull

Mulls 2: Vertical Factory Tight Mull

Unit 1 Bottom, 2 Bottom, 3 Bottom: None

Unit 1 Top, 2 Top, 3 Top: SDL, Equal, Traditional, 5/8", Exterior = White  
001, Interior Ultra Coat = White, Pine Interior, w/ Shadow Bar, Shadow  
Bar Color = Dark Bronze Anodized, 3W2H, Grille Type Custom  
Brickmould, 2" with Add-on Chassis, White 001, AAMA 2605, Casing  
Applied

Jamb = 4-9/16", Interior Mull Casing Applied

Integral Rigid Aluminum Nailing Fin, No Drip Cap

IPG = PG50, Ind. CCL = 436-H-689.08, Ind. FL = FL32089, Ind. TDI =

U-Factor = 0.3, SHGC = 0.25, CR = 57, VT = 0.44, AI = <0.30/<1.5,

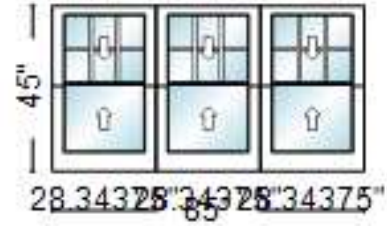
CPD = SIE-N-157-01018-00001, GapFill1 = ARG, Can ER = 16, W m  
2k = 1.7

Exterior Casing Width = 87.99, Exterior Casing Height = 47.209

Unit 1,2,3: Glass Width = 22.08, Glass Height = 18.53125, Lower Glass

Sash Width = 25.1425, Lower Glass Sash Height = 22.375, Upper Glass

Sash Width = 25.1425, Upper Glass Sash Height = 21.0625



**Rough Opening:** 85.49" X 45.5"

**Room Location:** None Assigned

**Overall Unit Size:** 85" X 45"

QUOTE #	QUOTE NAME	CUSTOMER PO#	JOB NAME	PROJECT	PO #
1788784	Steven Mamat			Unassigned	

LINE #	LINE TYPE	DESCRIPTION	QTY	U/M	NET PRICE	EXTENDED
1900-1	WindowAndDoor	PK- 362	2	EA	\$6,545.76	\$13,091.52

**MARCH 2ND, 2023 PRICEBOOK**

Westchester Windows Double Hung Operating / Operating / Operating  
80.01 x 45

Custom: Frame Width = 26.67, Frame Height = 45, Sash Split = 50/50,  
Screen Width = 25.17, Screen Height = 43.8125

Complete Unit, CoreGuard Plus

Frame = White 001, Weatherstrip Color = Black, Clad Finish = AAMA  
2605, Ultra Coat White, Pine Interior, Visible Interior Vinyl

Profile:White

Sash = White 001, Sash-Panel Clad Finish = AAMA 2605, Ultra Coat  
White, Sash-Panel Weatherstrip Color = Black

Low-E, Traditional Sash Profile, Argon Gas, Black Warm Edge Spacer,  
3/4"

Full Screen Applied, FlexScreen, View Clear Mesh

Applied Hdwe, Hdwe = White, Concealed Jambliner, Coil Balance,  
Bronze Jambliner, 1-Lock, Non-Tilt Adapter = No

Mulls 1: Vertical Factory Tight Mull

Mulls 2: Vertical Factory Tight Mull

Unit 1 Bottom, 2 Bottom, 3 Bottom: None

Unit 1 Top, 2 Top, 3 Top: SDL, Equal, Traditional, 5/8", Exterior = White  
001, Interior Ultra Coat = White, Pine Interior, w/ Shadow Bar, Shadow  
Bar Color = Dark Bronze Anodized, 3W2H, Grille Type Custom  
Brickmould, 2" with Add-on Chassis, White 001, AAMA 2605, Casing  
Applied

Jamb = 4-9/16", Interior Mull Casing Applied

Integral Rigid Aluminum Nailing Fin, No Drip Cap

IPG = PG50, Ind. CCL = 436-H-689.08, Ind. FL = FL32089, Ind. TDI =

U-Factor = 0.3, SHGC = 0.25, CR = 57, VT = 0.44, AI = <0.30/<1.5,

CPD = SIE-N-157-01018-00001, GapFill1 = ARG, Can ER = 16, W m

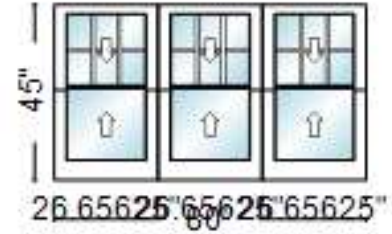
2k = 1.7

Exterior Casing Width = 83.01, Exterior Casing Height = 47.209

Unit 1,2,3: Glass Width = 20.42, Glass Height = 18.53125,Lower Glass

Sash Width = 23.4825, Lower Glass Sash Height = 22.375, Upper Glass

Sash Width = 23.4825, Upper Glass Sash Height = 21.0625



**Rough Opening:** 80.51" X 45.5"

**Room Location:** None Assigned

**Overall Unit Size:** 80" X 45"

QUOTE #	QUOTE NAME	CUSTOMER PO#	JOB NAME	PROJECT	PO #
1788784	Steven Mamat			Unassigned	

BID BY	SALESPERSON
	297

SUB-TOTAL:	\$144,399.70
LABOR:	\$0.00
FREIGHT:	\$0.00
SALES TAX:	\$0.00
TOTAL:	\$144,399.70

Comments:

#### COMPANY

Unless otherwise noted on the line item, this product is covered under a Sierra Pacific Windows limited warranty. Please see your dealer, the Website WWW.SIERRAPACIFICWINDOWS.COM or our marketing literature for a copy of the applicable limited warranty for specific language, limitations and exclusions.

All prices quoted are typically valid for 30 days. The quoted pricing is not final and is subject to revised price book releases and changes until the order has been submitted. Other exceptions may apply. Shop drawing charges are not included.

#### COLOR VARIATION

Sierra Pacific offers a variety of wood species produced in combinations of solid and veneer-wrapped wood parts that have varying grain patterns. Wood characteristics also vary due to the species of the wood. The combination of these items could result in color variations of the finished stained products. Outswing Doors will have a complementary species of wood threshold.

#### RATINGS

Oversized units and certain mulled/stacked configurations have not been tested and therefore have no performance grade(PG) rating. P.E. approved job-specific comparative analysis may be available for these non-rated units. Please contact your Inside Sales group to determine available options for non-rated product. A complete list of rated products is available at WWW.SIERRAPACIFICWINDOWS.COM

Units denoted with an 'E' on the line item image meet egress based off criteria from the International Residential Code manual. Each has at least 20" clear opening width, 24" clear opening height and a total clear opening square footage of at least 5.7. The window sill height is not taken into consideration and needs to be reviewed for compliance in your local jurisdiction.

The Vinyl replacement products do not have a PG rating.

ALUMINUM CLAD UNITS ONLY: \*\*SPW recommends through frame installation for units with factory applied brickmould.\*\*

If units are being installed in an area requiring specific PG ratings the unit must be installed in the exact manner tested as shown in our certified installation details. These details can be found on the Florida Building Code website at www.floridabuilding.org or can be obtained by contacting Sierra Pacific's Architectural Services Department at 800-433-4873 ext. 1734.

Recent building code changes require the addition of limiting devices on any operating unit installed where the finished clear opening of the unit is within 24" of the floor and is more than 72" above the finished grade or other surface below the window. Please check with your local building department to determine if this code is a requirement in your jurisdiction and order units accordingly.

No Warranty for panel warpage without Multipoint hardware or Double Bore with Tru-Lock.

#### THERMAL PERFORMANCE

This quote may contain glazing options that include coating 'i89'. These glazing options may have an increased risk of room side glass condensation in areas where the winter outdoor temperatures are below freezing (32°F/0°C).

**We Appreciate Your Business!**